



Settlement Statistics and Indicators




February 2026



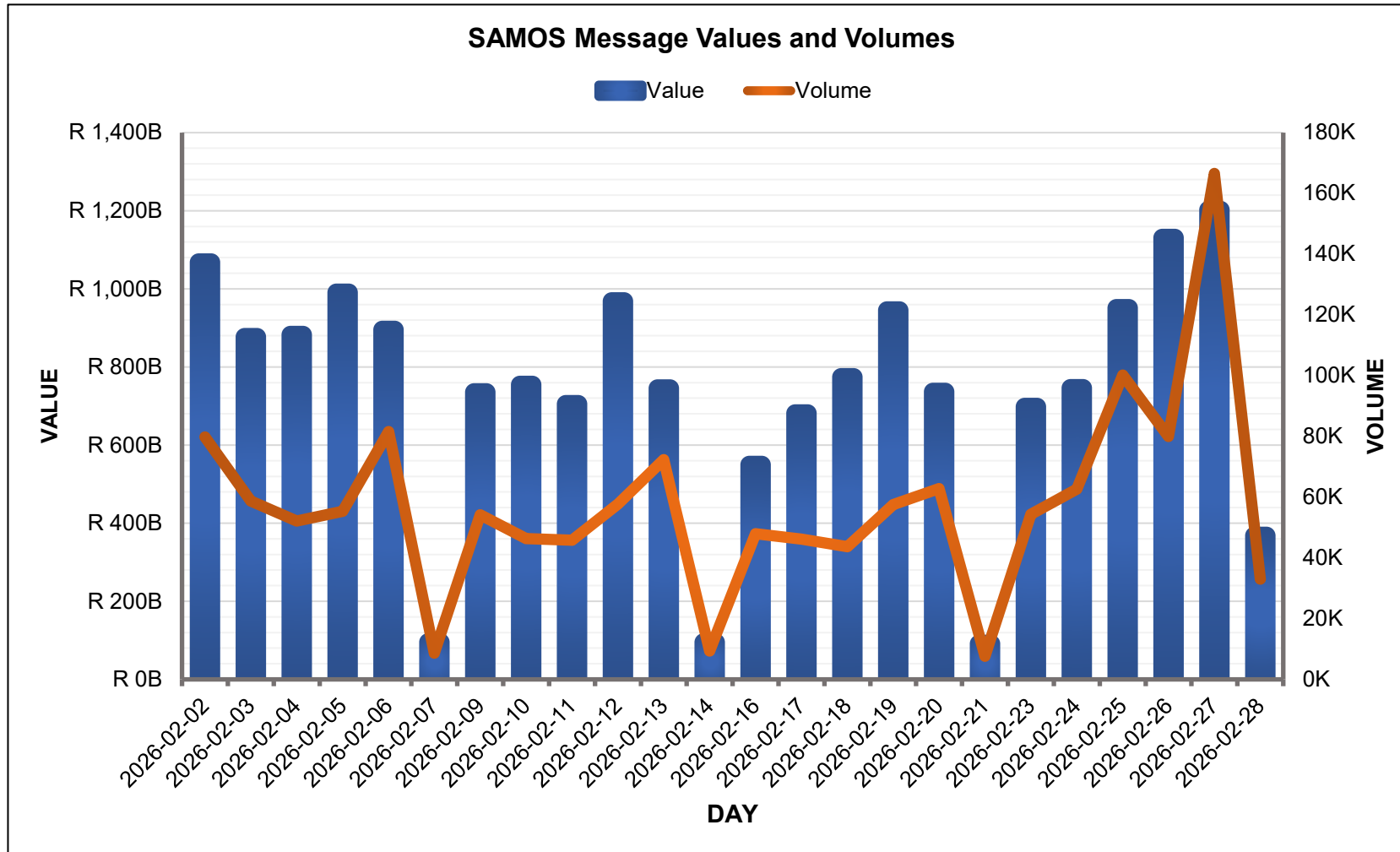
SOUTH AFRICAN RESERVE BANK

Settlement Main Indicators for February 2026


- ✓ In February 2026, SAMOS processed **1,384,499** transactions to the value of **ZAR 17,686,884,386,204.80**
- ✓ Peak volume was **166,551** on the 27th of February 2026 and peak value was **ZAR 1,202,288,952,530.32** on the 27th of February 2026.
- ✓ An average number of transactions processed per day was **57,687** representing an average value of **ZAR 736,953,516,091.87**
- ✓ Monthly peak volume in 10 years was **1,600,413** in August 2023.
- ✓ Monthly peak value in 10 years was **ZAR 18,748,367,133,666.60** in August 2023.



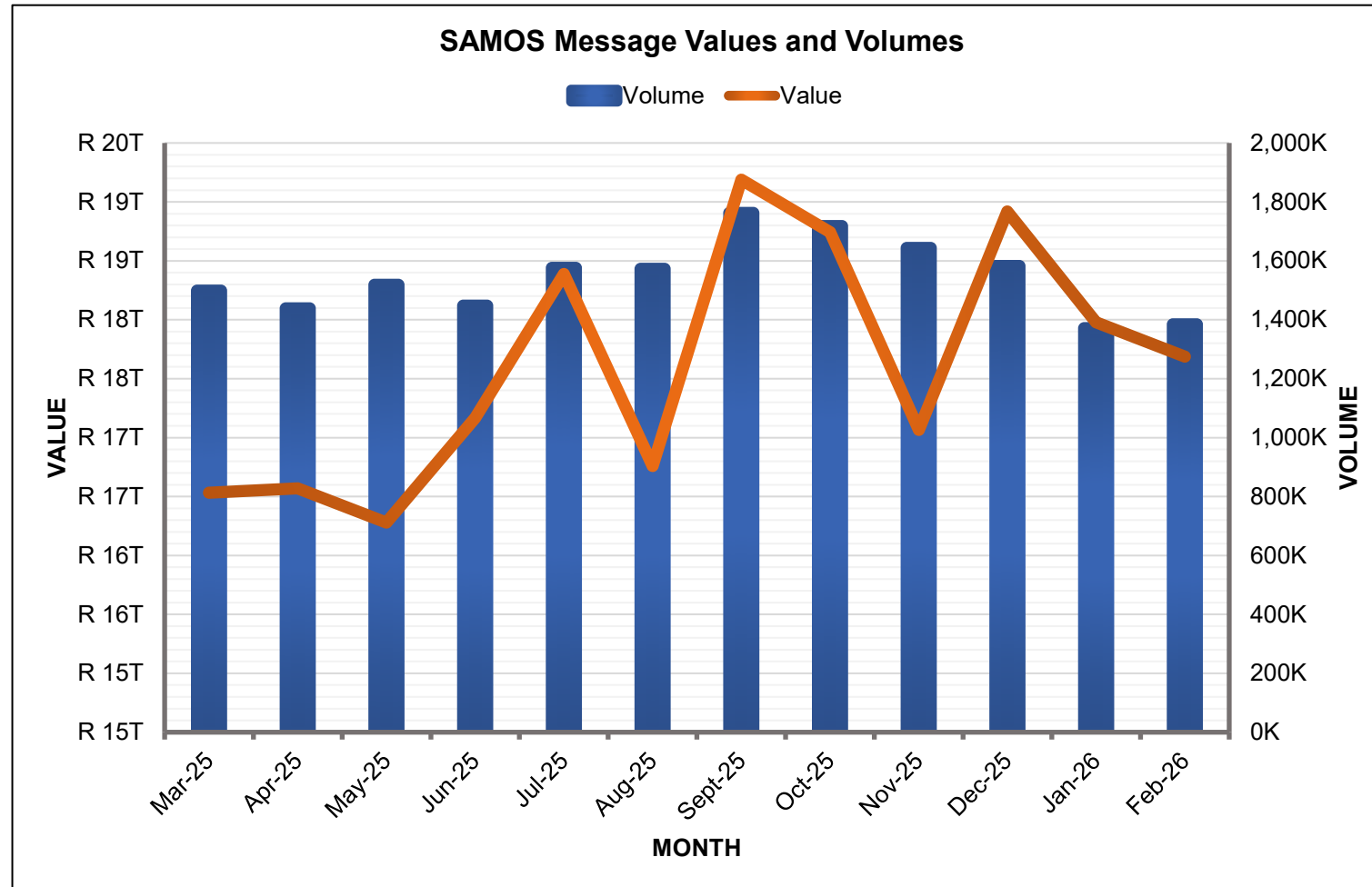
Daily Message Values and Volumes for February 2026



| Daily Values and Volumes per month | | |
|------------------------------------|--------------------------------|------------------|
| Date | Value | Volume |
| 2026-02-02 | R 1,067,874,428,192.42 | 79,839 |
| 2026-02-03 | R 876,877,865,531.94 | 58,741 |
| 2026-02-04 | R 882,332,538,810.22 | 52,106 |
| 2026-02-05 | R 990,585,414,720.73 | 55,300 |
| 2026-02-06 | R 895,341,891,509.09 | 81,596 |
| 2026-02-07 | R 95,360,962,967.24 | 8,608 |
| 2026-02-09 | R 735,398,056,622.80 | 54,226 |
| 2026-02-10 | R 754,565,017,915.33 | 46,317 |
| 2026-02-11 | R 705,198,284,812.93 | 45,797 |
| 2026-02-12 | R 968,360,481,197.96 | 57,746 |
| 2026-02-13 | R 745,331,635,309.29 | 72,368 |
| 2026-02-14 | R 95,096,364,618.90 | 9,382 |
| 2026-02-16 | R 549,620,697,476.22 | 47,935 |
| 2026-02-17 | R 681,416,345,941.51 | 46,190 |
| 2026-02-18 | R 774,130,794,796.12 | 43,672 |
| 2026-02-19 | R 945,138,498,617.39 | 57,574 |
| 2026-02-20 | R 736,553,475,903.41 | 62,801 |
| 2026-02-21 | R 91,385,704,556.25 | 7,622 |
| 2026-02-23 | R 698,073,596,987.62 | 54,319 |
| 2026-02-24 | R 746,117,987,345.97 | 62,669 |
| 2026-02-25 | R 950,936,129,576.68 | 100,198 |
| 2026-02-26 | R 1,130,847,304,308.02 | 79,960 |
| 2026-02-27 | R 1,202,288,952,530.32 | 166,551 |
| 2026-02-28 | R 368,051,955,956.42 | 32,982 |
| Total | R 17,686,884,386,204.80 | 1,384,499 |
| Average | R 736,953,516,091.87 | 57,687 |



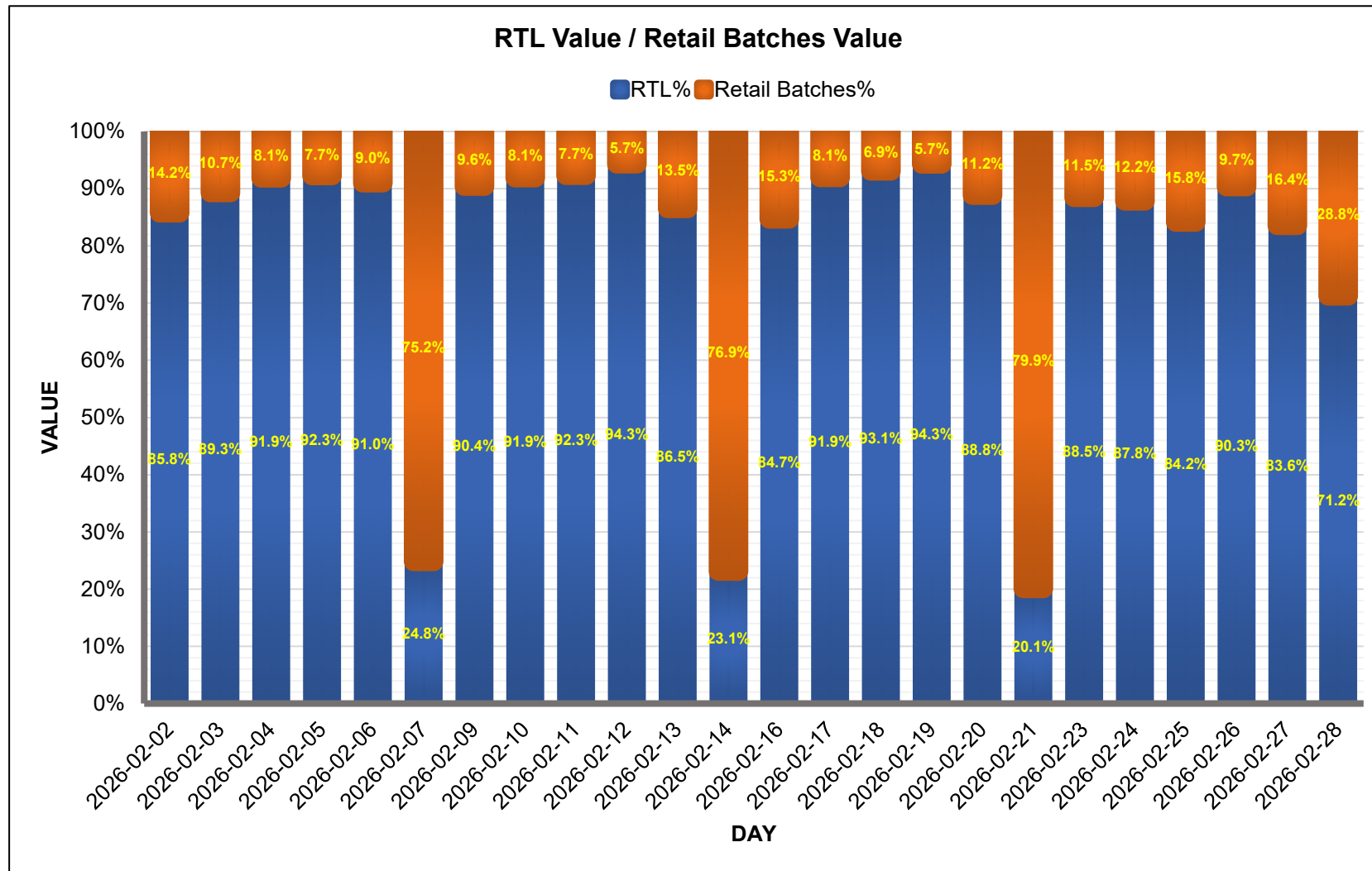
Total Monthly Message Values and Volumes from March 2025 - February 2026




| Message Values and Volumes - Monthly | | |
|--------------------------------------|---------------------------------|-------------------|
| Month | Value | Volume |
| Mar-25 | R 16,533,066,984,974.60 | 1,498,797 |
| Apr-25 | R 16,569,505,856,681.50 | 1,438,748 |
| May-25 | R 16,278,889,641,809.70 | 1,518,700 |
| Jun-25 | R 17,167,245,552,051.20 | 1,447,920 |
| Jul-25 | R 18,389,105,369,662.70 | 1,576,197 |
| Aug-25 | R 16,759,642,583,568.30 | 1,572,961 |
| Sept-25 | R 19,188,495,233,406.20 | 1,762,599 |
| Oct-25 | R 18,743,097,798,637.60 | 1,718,025 |
| Nov-25 | R 17,065,470,209,251.80 | 1,643,805 |
| Dec-25 | R 18,918,127,886,389.50 | 1,582,590 |
| Jan-26 | R 17,979,538,180,449.00 | 1,371,577 |
| Feb-26 | R 17,686,884,386,204.80 | 1,384,499 |
| Total | R 211,279,069,683,087.00 | 18,516,418 |
| Average | R 17,606,589,140,257.20 | 1,543,035 |



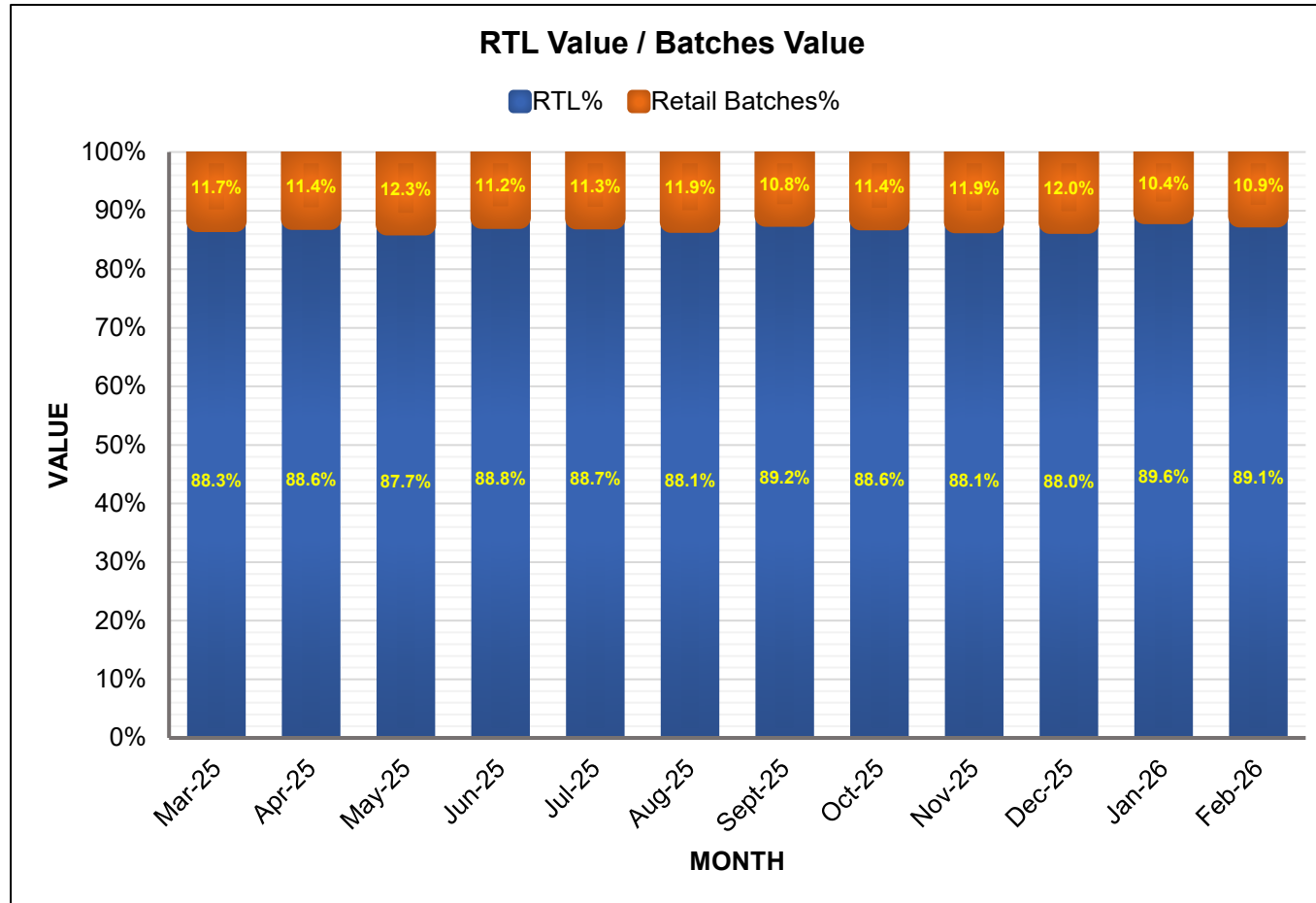
RTL/Retail Batches Message Values for February 2026




| RTL /Retail Batches Message Values | | |
|------------------------------------|--------------------------------|-------------------------------|
| Date | RTL | Retail Batches |
| 2026-02-02 | R 783,571,086,502.00 | R 130,133,305,006.00 |
| 2026-02-03 | R 648,739,995,835.01 | R 77,666,990,837.50 |
| 2026-02-04 | R 670,718,512,566.65 | R 59,393,036,051.62 |
| 2026-02-05 | R 776,968,184,925.04 | R 65,062,870,898.93 |
| 2026-02-06 | R 655,187,777,041.37 | R 64,654,323,314.49 |
| 2026-02-07 | R 6,209,348,619.96 | R 18,800,968,779.20 |
| 2026-02-09 | R 551,150,509,213.45 | R 58,411,069,591.97 |
| 2026-02-10 | R 563,678,646,119.99 | R 49,654,379,827.08 |
| 2026-02-11 | R 541,356,521,482.23 | R 45,012,186,421.62 |
| 2026-02-12 | R 776,861,224,223.90 | R 46,695,376,342.50 |
| 2026-02-13 | R 518,360,363,287.12 | R 80,767,150,564.93 |
| 2026-02-14 | R 5,621,885,106.70 | R 18,676,520,669.04 |
| 2026-02-16 | R 359,906,371,718.80 | R 65,023,477,651.71 |
| 2026-02-17 | R 521,861,789,752.67 | R 45,705,297,104.70 |
| 2026-02-18 | R 601,215,373,480.36 | R 44,645,345,836.59 |
| 2026-02-19 | R 771,751,861,250.52 | R 46,594,647,358.77 |
| 2026-02-20 | R 530,061,464,396.41 | R 66,572,050,840.65 |
| 2026-02-21 | R 4,069,473,793.43 | R 16,171,317,737.79 |
| 2026-02-23 | R 493,488,641,500.50 | R 64,355,837,240.55 |
| 2026-02-24 | R 536,596,527,208.83 | R 74,270,245,670.88 |
| 2026-02-25 | R 629,938,290,127.80 | R 118,645,866,270.22 |
| 2026-02-26 | R 886,826,444,176.72 | R 94,826,469,407.35 |
| 2026-02-27 | R 866,574,943,460.89 | R 170,403,870,880.92 |
| 2026-02-28 | R 133,318,990,970.53 | R 53,810,715,544.29 |
| Total | R 12,834,034,226,760.90 | R 1,575,953,319,849.30 |
| Average | R 534,751,426,115.04 | R 65,664,721,660.39 |



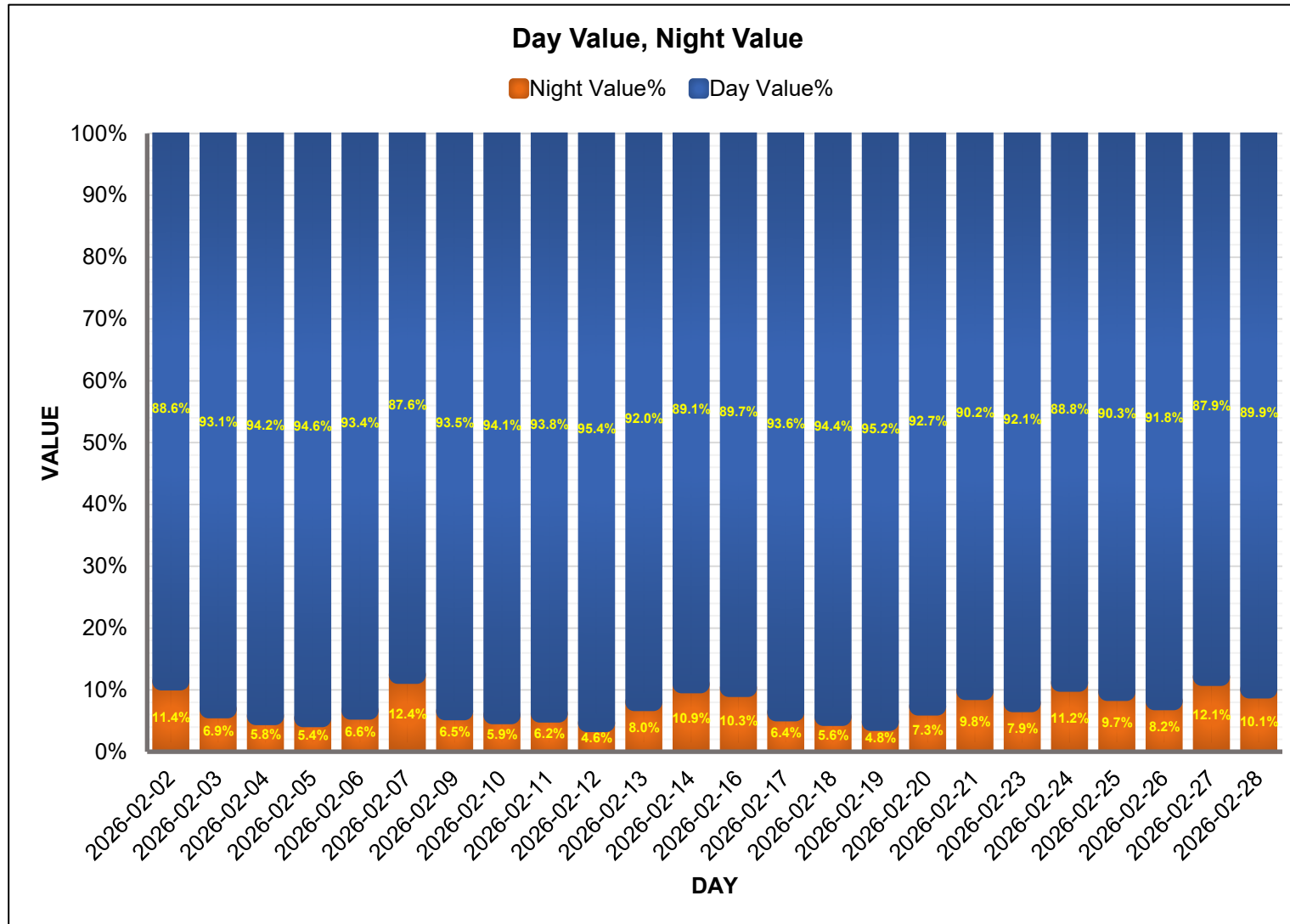
RTL /Retail Batches Message Values for 12 Months (March 2025 - February 2026)




| RTL /Batches Message Values | | |
|-----------------------------|---------------------------------|--------------------------------|
| Month | RTL | Retail Batches |
| Mar-25 | R 11,901,502,897,255.40 | R 1,580,431,806,532.18 |
| Apr-25 | R 11,833,824,241,897.10 | R 1,515,611,741,940.21 |
| May-25 | R 11,460,419,540,260.20 | R 1,607,635,795,480.72 |
| Jun-25 | R 12,350,587,038,999.90 | R 1,555,468,805,506.09 |
| Jul-25 | R 13,237,271,371,834.90 | R 1,681,653,536,368.97 |
| Aug-25 | R 11,986,409,041,986.60 | R 1,612,264,080,977.47 |
| Sept-25 | R 13,657,922,243,268.10 | R 1,657,895,108,285.54 |
| Oct-25 | R 13,477,616,684,737.70 | R 1,738,973,597,347.61 |
| Nov-25 | R 12,096,228,193,798.10 | R 1,637,556,639,543.19 |
| Dec-25 | R 13,593,518,183,529.50 | R 1,858,703,332,582.26 |
| Jan-26 | R 13,074,446,919,473.30 | R 1,513,450,090,626.82 |
| Feb-26 | R 12,834,034,226,760.90 | R 1,575,953,319,849.30 |
| Total | R 151,503,780,583,802.00 | R 19,535,597,855,040.40 |
| Average | R 12,625,315,048,650.10 | R 1,627,966,487,920.03 |



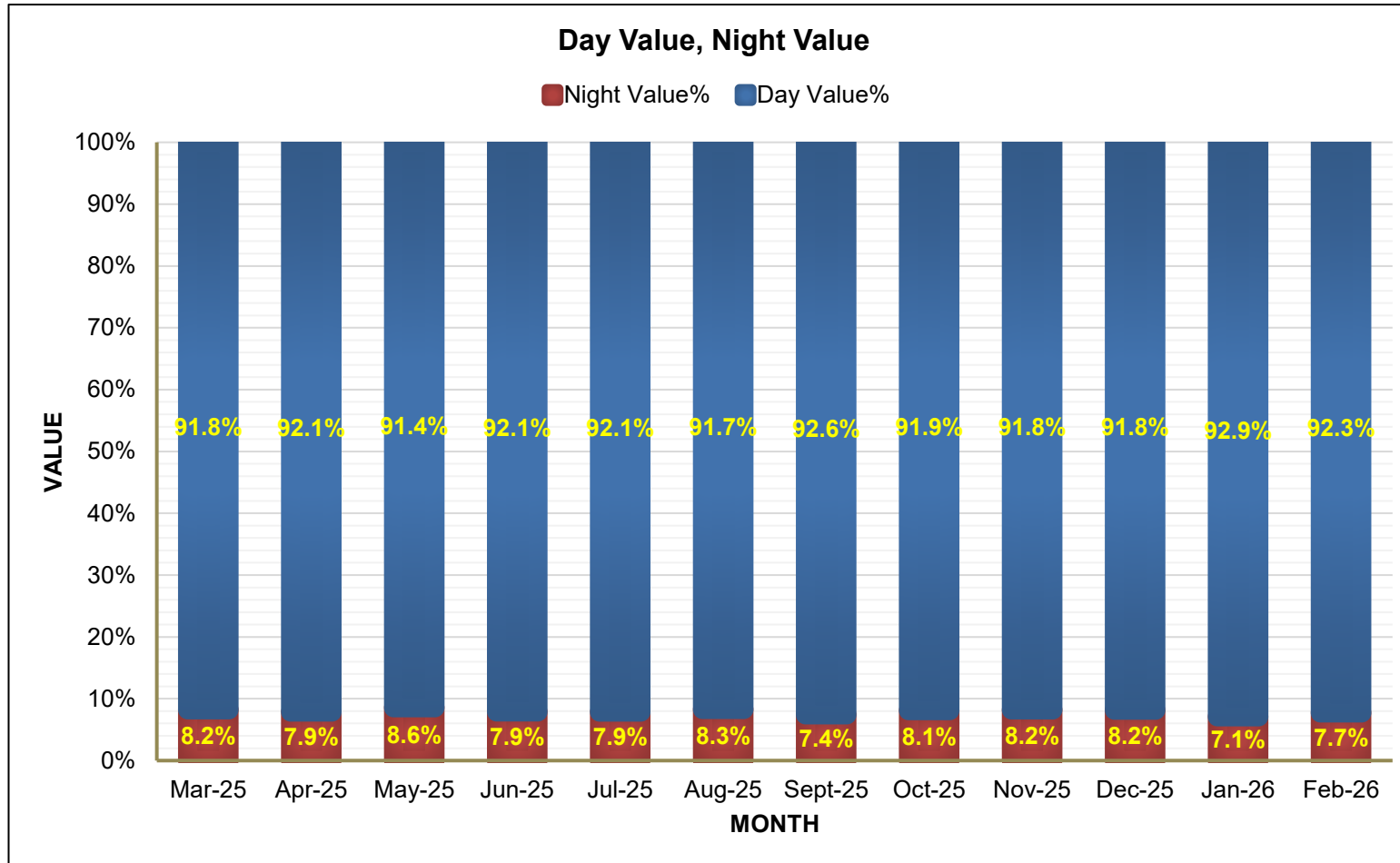
Day and Night Settlement Values for February 2026




| Day and Night Settlement Values | | |
|---------------------------------|-------------------------------|--------------------------------|
| Date | Night Value | Day Value |
| 2026-02-02 | R 121,492,727,398.86 | R 946,381,700,793.56 |
| 2026-02-03 | R 60,237,572,957.77 | R 816,640,292,574.17 |
| 2026-02-04 | R 50,836,725,313.86 | R 831,495,813,496.36 |
| 2026-02-05 | R 53,780,303,205.84 | R 936,805,111,514.89 |
| 2026-02-06 | R 59,515,458,138.18 | R 835,826,433,370.91 |
| 2026-02-07 | R 11,863,769,700.05 | R 83,497,193,267.19 |
| 2026-02-09 | R 48,130,651,280.15 | R 687,267,405,342.65 |
| 2026-02-10 | R 44,619,440,495.85 | R 709,945,577,419.48 |
| 2026-02-11 | R 43,568,248,087.65 | R 661,630,036,725.28 |
| 2026-02-12 | R 44,956,729,963.32 | R 923,403,751,234.64 |
| 2026-02-13 | R 59,907,087,665.87 | R 685,424,547,643.42 |
| 2026-02-14 | R 10,378,157,754.30 | R 84,718,206,864.60 |
| 2026-02-16 | R 56,692,661,253.16 | R 492,928,036,223.06 |
| 2026-02-17 | R 43,431,213,050.65 | R 637,985,132,890.86 |
| 2026-02-18 | R 43,570,293,792.12 | R 730,560,501,004.00 |
| 2026-02-19 | R 45,536,615,784.49 | R 899,601,882,832.90 |
| 2026-02-20 | R 53,887,620,348.95 | R 682,665,855,554.46 |
| 2026-02-21 | R 8,976,244,949.22 | R 82,409,459,607.03 |
| 2026-02-23 | R 54,844,598,247.45 | R 643,228,998,740.17 |
| 2026-02-24 | R 83,285,742,898.92 | R 662,832,244,447.05 |
| 2026-02-25 | R 92,002,233,411.14 | R 858,933,896,165.54 |
| 2026-02-26 | R 92,416,753,988.09 | R 1,038,430,550,319.93 |
| 2026-02-27 | R 145,536,959,462.07 | R 1,056,751,993,068.25 |
| 2026-02-28 | R 37,074,427,671.39 | R 330,977,528,285.03 |
| Total | R 1,366,542,236,819.35 | R 16,320,342,149,385.40 |
| Average | R 56,939,259,867.47 | R 680,014,256,224.39 |



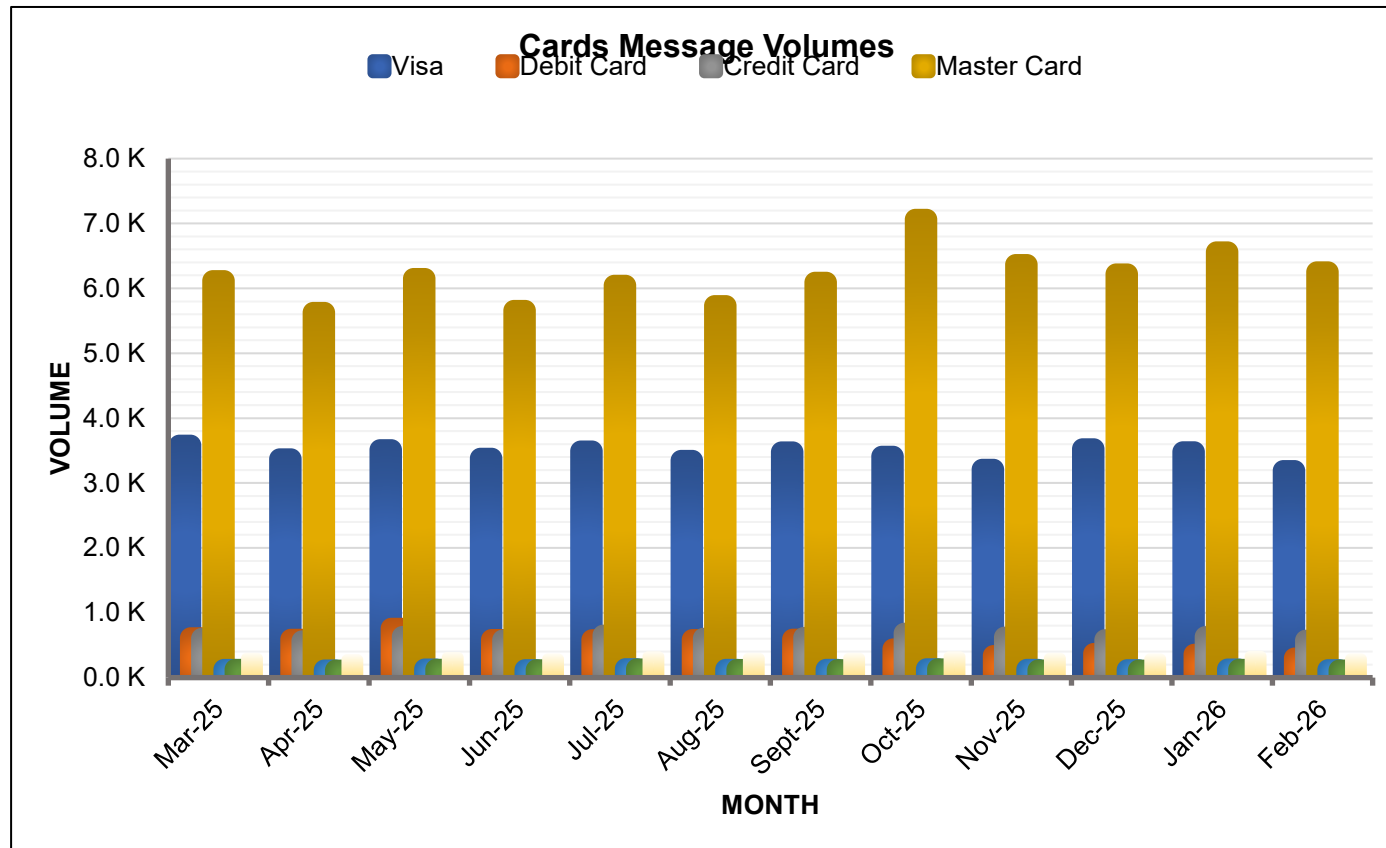
Day and Night Settlement Values for 12 Months (March 2025 - February 2026)



| Day and Night Settlement Values | | |
|---------------------------------|--------------------------------|---------------------------------|
| Month | Night Value | Day Value |
| Mar-25 | R 1,360,781,552,514.01 | R 15,172,285,432,460.50 |
| Apr-25 | R 1,304,631,896,358.59 | R 15,264,873,960,322.90 |
| May-25 | R 1,394,300,229,431.54 | R 14,884,589,412,378.20 |
| Jun-25 | R 1,354,645,575,094.16 | R 15,819,016,898,816.90 |
| Jul-25 | R 1,446,025,339,580.93 | R 16,943,080,030,081.80 |
| Aug-25 | R 1,388,278,608,009.53 | R 15,371,363,975,558.70 |
| Sept-25 | R 1,423,652,257,892.16 | R 17,764,842,975,514.00 |
| Oct-25 | R 1,518,274,171,266.47 | R 17,224,823,627,371.10 |
| Nov-25 | R 1,401,657,744,375.72 | R 15,663,812,464,876.10 |
| Dec-25 | R 1,545,713,511,859.40 | R 17,372,414,374,530.10 |
| Jan-26 | R 1,276,424,573,980.78 | R 16,703,113,606,468.20 |
| Feb-26 | R 1,366,542,236,819.35 | R 16,320,342,149,385.40 |
| Total | R 16,780,927,697,182.60 | R 194,504,558,907,764.00 |
| Average | R 1,398,410,641,431.89 | R 16,208,713,242,313.70 |



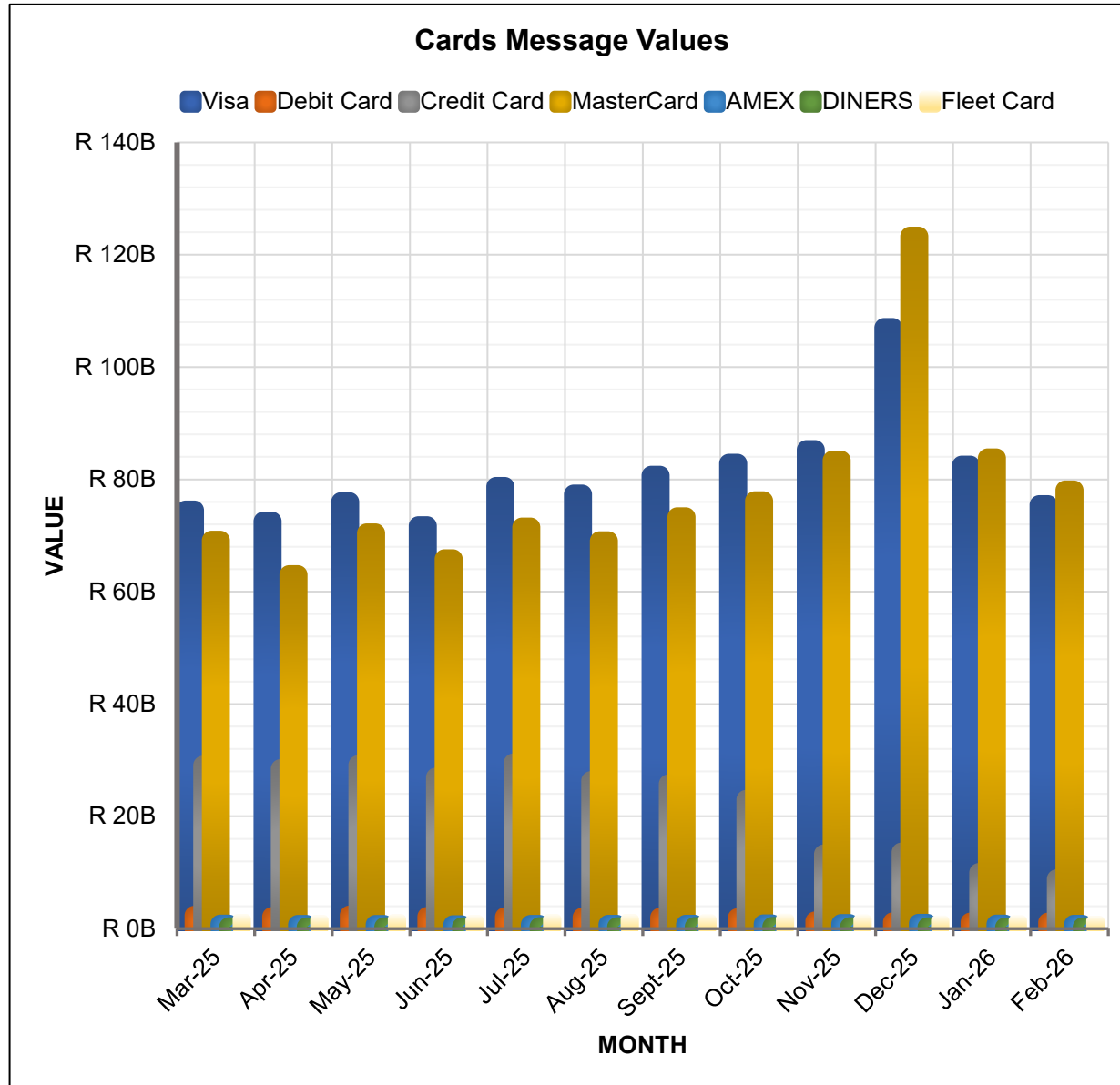
Cards Message Volumes from March 2025 - February 2026



| Cards Monthly Volume | | | | | | | |
|----------------------|--------------|-------------|-------------|--------------|-------------|-------------|-------------|
| Month | Visa | Debit Card | Credit Card | Master Card | AMEX | DINERS | Fleet Card |
| Mar-25 | 3581 | 612 | 603 | 6117 | 124 | 125 | 300 |
| Apr-25 | 3370 | 589 | 564 | 5627 | 115 | 113 | 276 |
| May-25 | 3511 | 758 | 632 | 6150 | 130 | 126 | 312 |
| Jun-25 | 3379 | 585 | 578 | 5658 | 120 | 118 | 288 |
| Jul-25 | 3491 | 582 | 652 | 6045 | 135 | 131 | 324 |
| Aug-25 | 3346 | 584 | 605 | 5732 | 125 | 123 | 300 |
| Sept-25 | 3477 | 590 | 617 | 6092 | 125 | 120 | 300 |
| Oct-25 | 3410 | 440 | 682 | 7062 | 134 | 132 | 324 |
| Nov-25 | 3209 | 338 | 622 | 6365 | 125 | 115 | 300 |
| Dec-25 | 3525 | 370 | 582 | 6220 | 120 | 113 | 288 |
| Jan-26 | 3479 | 358 | 630 | 6560 | 130 | 125 | 330 |
| Feb-26 | 3189 | 300 | 574 | 6252 | 120 | 114 | 288 |
| Total | 40967 | 6106 | 7341 | 73880 | 1503 | 1455 | 3630 |
| Average | 3414 | 509 | 612 | 6157 | 125 | 121 | 303 |



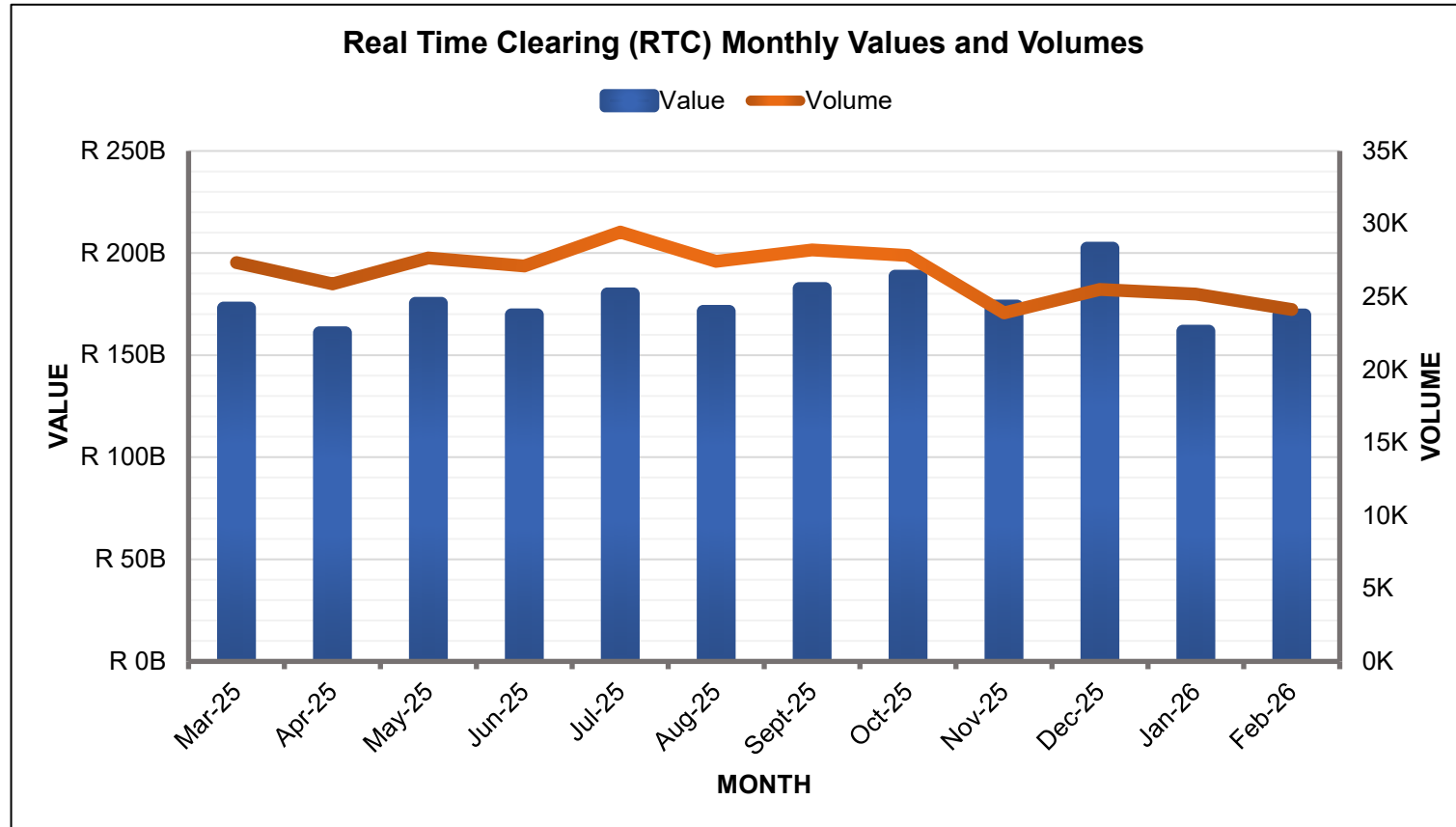
Cards Message Values from March 2025 - February 2026




| Cards Monthly Values | | | |
|----------------------|-----------------------------|----------------------------|-----------------------------|
| Month | Visa | Debit Card | Credit Card |
| Mar-25 | R 74,502,666,557.27 | R 2,343,087,581.29 | R 29,072,339,132.62 |
| Apr-25 | R 72,532,226,193.59 | R 2,126,807,195.93 | R 28,466,033,812.51 |
| May-25 | R 75,989,838,403.08 | R 2,391,121,992.26 | R 29,154,214,262.80 |
| Jun-25 | R 71,708,450,612.88 | R 2,145,357,963.08 | R 26,946,352,665.75 |
| Jul-25 | R 78,705,915,444.30 | R 2,078,042,744.55 | R 29,469,773,422.94 |
| Aug-25 | R 77,350,344,440.95 | R 2,004,163,616.47 | R 26,324,590,240.03 |
| Sept-25 | R 80,698,390,182.69 | R 1,994,139,143.57 | R 25,751,811,341.76 |
| Oct-25 | R 82,836,885,607.13 | R 1,916,709,633.88 | R 22,983,994,304.28 |
| Nov-25 | R 85,264,613,185.75 | R 1,336,015,607.36 | R 13,268,213,002.56 |
| Dec-25 | R 106,998,466,955.16 | R 1,169,447,517.40 | R 13,597,186,032.13 |
| Jan-26 | R 82,495,682,976.93 | R 1,130,106,119.88 | R 9,956,091,176.90 |
| Feb-26 | R 75,467,415,877.86 | R 1,118,058,039.35 | R 8,827,953,078.26 |
| Total | R 964,550,896,437.59 | R 21,753,057,155.02 | R 263,818,552,472.54 |
| Average | R 80,379,241,369.80 | R 1,812,754,762.92 | R 21,984,879,372.71 |

| Cards Monthly Values | | | | |
|----------------------|-----------------------------|---------------------------|---------------------------|----------------------------|
| Month | MasterCard | AMEX | DINERS | Fleet Card |
| Mar-25 | R 69,124,121,137.55 | R 768,334,721.67 | R 298,064,477.20 | R 1,765,345,071.73 |
| Apr-25 | R 62,992,024,046.08 | R 715,604,310.60 | R 277,186,823.07 | R 1,576,739,839.40 |
| May-25 | R 70,427,910,332.45 | R 709,046,533.62 | R 298,022,076.60 | R 1,733,545,841.30 |
| Jun-25 | R 65,818,989,455.27 | R 662,066,420.68 | R 275,280,766.59 | R 1,554,445,418.50 |
| Jul-25 | R 71,470,246,983.22 | R 721,677,400.52 | R 314,880,389.59 | R 1,761,540,481.44 |
| Aug-25 | R 69,024,072,444.00 | R 734,129,493.24 | R 311,656,634.15 | R 1,749,833,112.90 |
| Sept-25 | R 73,298,158,249.75 | R 743,511,885.89 | R 330,609,758.02 | R 1,679,000,217.42 |
| Oct-25 | R 76,151,830,250.52 | R 805,951,295.51 | R 352,298,983.81 | R 1,794,602,843.47 |
| Nov-25 | R 83,384,669,472.87 | R 870,391,075.06 | R 306,312,420.09 | R 1,651,466,702.10 |
| Dec-25 | R 123,273,104,049.47 | R 910,394,028.16 | R 279,762,286.52 | R 1,469,801,967.11 |
| Jan-26 | R 83,786,954,480.12 | R 772,205,543.22 | R 248,116,448.85 | R 1,509,347,232.17 |
| Feb-26 | R 78,074,582,951.32 | R 738,916,912.93 | R 276,293,632.09 | R 1,431,192,785.53 |
| Total | R 926,826,663,852.62 | R 9,152,229,621.10 | R 3,568,484,696.58 | R 19,677,361,513.07 |
| Average | R 77,235,555,321.05 | R 762,685,801.76 | R 297,373,724.72 | R 1,639,780,126.09 |

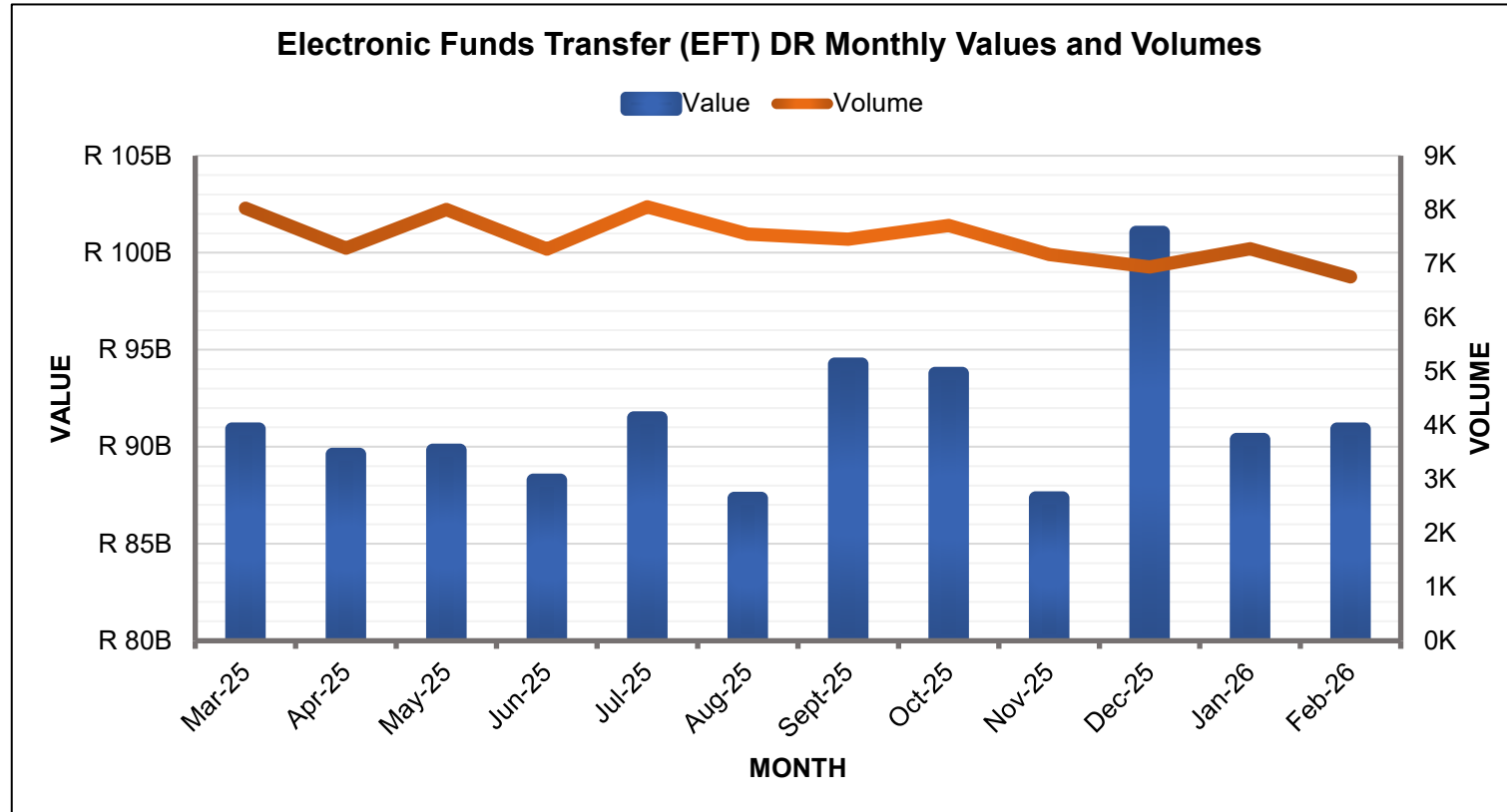
Real Time Clearing (RTC) Monthly Values and Volumes from March 2025 - February 2026



| RTC Monthly Value and Volumes | | |
|-------------------------------|-------------------------------|----------------|
| Month | Value | Volume |
| Mar-25 | R 173,056,285,347.07 | 27,345 |
| Apr-25 | R 160,958,641,466.51 | 25,878 |
| May-25 | R 175,369,882,593.84 | 27,669 |
| Jun-25 | R 169,724,041,786.36 | 27,117 |
| Jul-25 | R 179,993,562,427.19 | 29,438 |
| Aug-25 | R 171,441,302,066.22 | 27,434 |
| Sept-25 | R 182,622,833,578.94 | 28,204 |
| Oct-25 | R 188,671,111,063.37 | 27,829 |
| Nov-25 | R 174,046,076,334.01 | 23,898 |
| Dec-25 | R 202,376,891,672.87 | 25,505 |
| Jan-26 | R 161,743,412,350.31 | 25,194 |
| Feb-26 | R 169,677,762,921.76 | 24,117 |
| Total | R 2,109,681,803,608.45 | 319,628 |
| Average | R 175,806,816,967.37 | 26,636 |



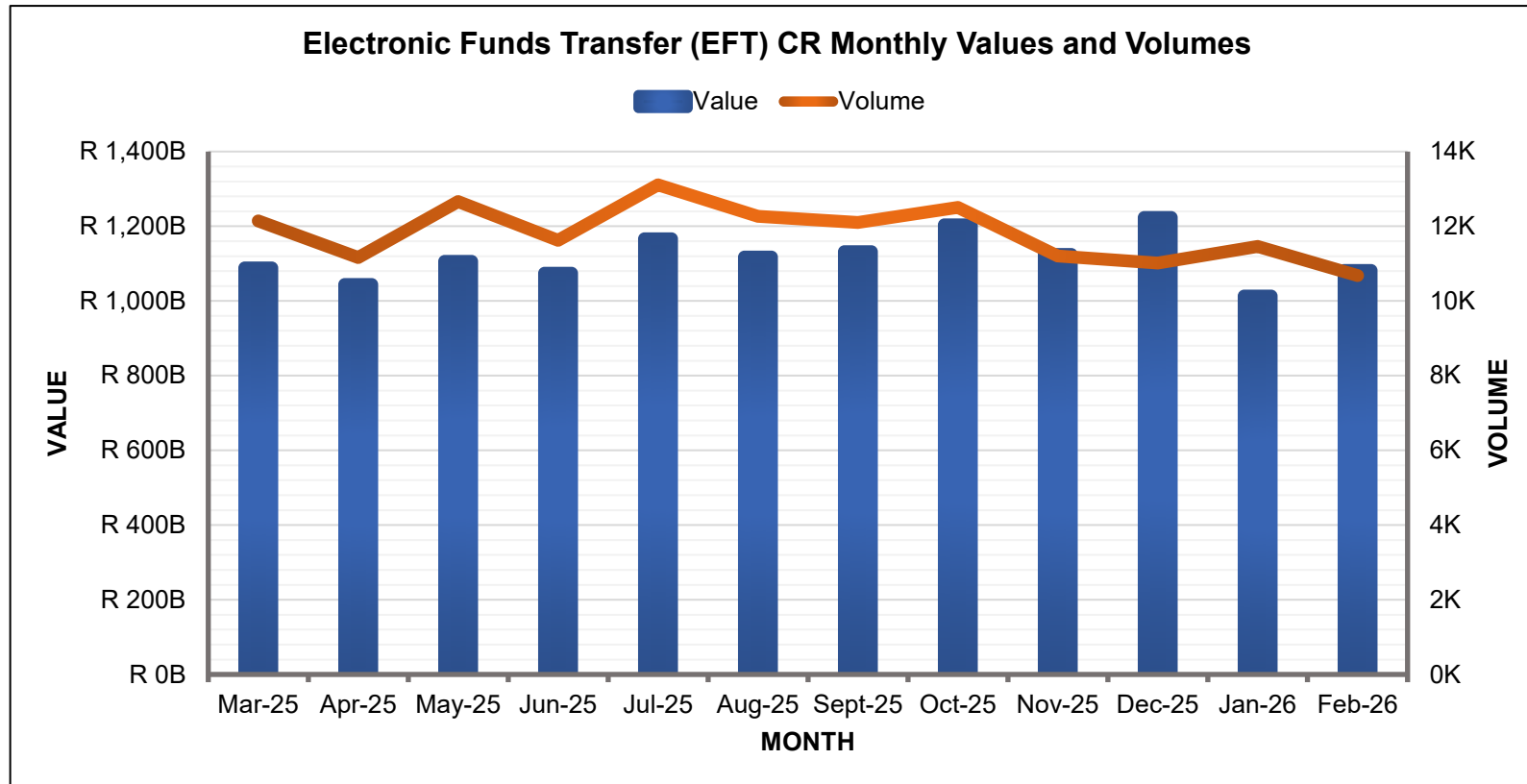
Electronic Funds Transfer (EFT) DR Monthly Values and Volumes from March 2025 - February 2026



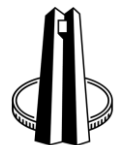
| EFT DR Monthly Value and Volumes | | |
|----------------------------------|-------------------------------|---------------|
| Month | Value | Volume |
| Mar-25 | R 90,912,109,011.10 | 8,026 |
| Apr-25 | R 89,606,886,495.00 | 7,286 |
| May-25 | R 89,818,799,088.99 | 8,002 |
| Jun-25 | R 88,274,899,390.27 | 7,266 |
| Jul-25 | R 91,485,141,743.68 | 8,051 |
| Aug-25 | R 87,338,575,085.11 | 7,545 |
| Sept-25 | R 94,256,256,683.19 | 7,453 |
| Oct-25 | R 93,776,859,126.01 | 7,707 |
| Nov-25 | R 87,361,069,768.78 | 7,164 |
| Dec-25 | R 101,047,727,237.32 | 6,936 |
| Jan-26 | R 90,374,089,583.26 | 7,273 |
| Feb-26 | R 90,910,156,797.02 | 6,752 |
| Total | R 1,095,162,570,009.73 | 89,461 |
| Average | R 91,263,547,500.81 | 7,455 |



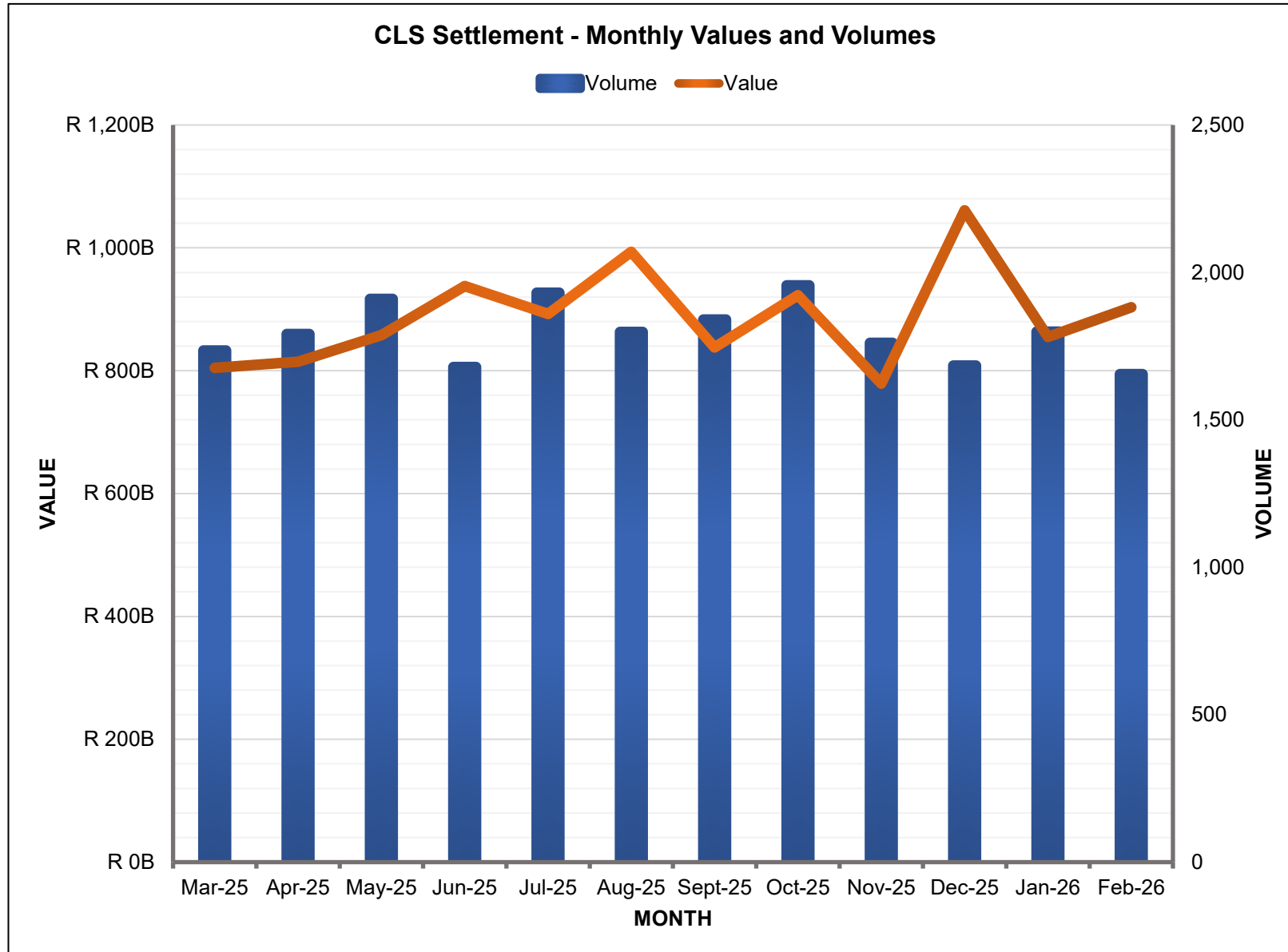
Electronic Funds Transfer (EFT) CR Monthly Values and Volumes from March 2025 - February 2026




| EFT CR Monthly Value and Volumes | | |
|----------------------------------|--------------------------------|----------------|
| Month | Value | Volume |
| Mar-25 | R 1,088,513,010,063.68 | 12,143 |
| Apr-25 | R 1,044,154,528,412.10 | 11,161 |
| May-25 | R 1,106,058,685,294.14 | 12,661 |
| Jun-25 | R 1,074,343,157,186.62 | 11,622 |
| Jul-25 | R 1,166,545,842,954.88 | 13,109 |
| Aug-25 | R 1,117,588,578,891.38 | 12,268 |
| Sept-25 | R 1,132,052,661,280.75 | 12,099 |
| Oct-25 | R 1,203,813,908,802.16 | 12,503 |
| Nov-25 | R 1,124,632,420,534.42 | 11,202 |
| Dec-25 | R 1,223,590,529,512.56 | 11,012 |
| Jan-26 | R 1,013,202,987,396.65 | 11,463 |
| Feb-26 | R 1,081,720,252,032.86 | 10,680 |
| Total | R 13,376,216,562,362.20 | 141,923 |
| Average | R 1,114,684,713,530.18 | 11,827 |



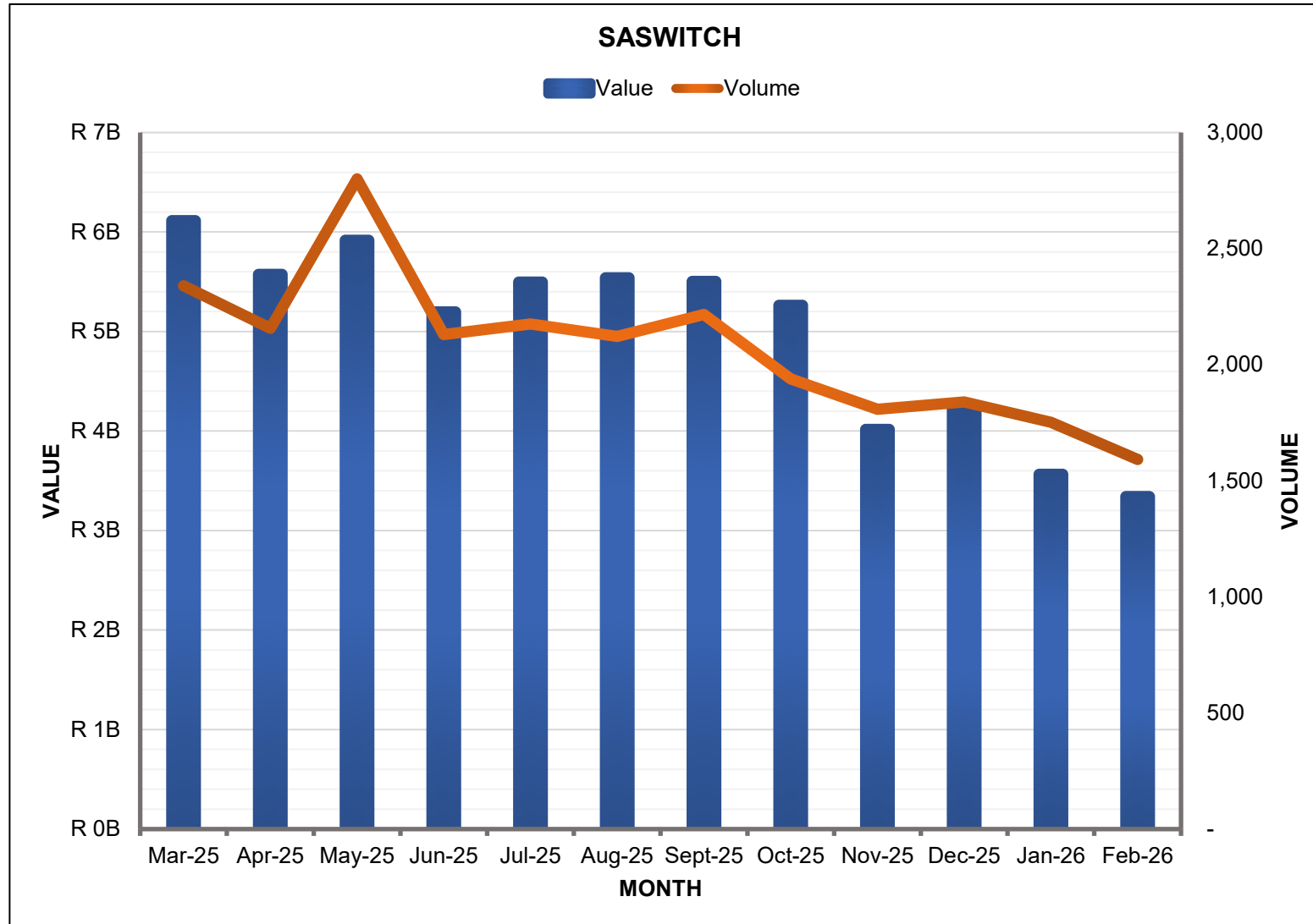
CLS Settlement Values and Volumes from March 2025 - February 2026




| CLS Settlement - Monthly Values and Volumes | | |
|---|--------------------------------|---------------|
| Month | Value | Volume |
| Mar-25 | R 804,855,442,296.60 | 1,735 |
| Apr-25 | R 814,745,129,679.84 | 1,791 |
| May-25 | R 857,913,169,581.08 | 1,910 |
| Jun-25 | R 937,655,346,410.36 | 1,679 |
| Jul-25 | R 892,636,691,228.12 | 1,931 |
| Aug-25 | R 993,506,608,478.84 | 1,798 |
| Sept-25 | R 837,729,354,334.92 | 1,840 |
| Oct-25 | R 922,828,434,529.38 | 1,956 |
| Nov-25 | R 779,082,228,706.50 | 1,761 |
| Dec-25 | R 1,060,994,858,139.88 | 1,684 |
| Jan-26 | R 854,984,634,396.04 | 1,799 |
| Feb-26 | R 903,064,120,807.04 | 1,655 |
| Total | R 10,659,996,018,588.60 | 21,539 |
| Average | R 888,333,001,549.05 | 1,795 |



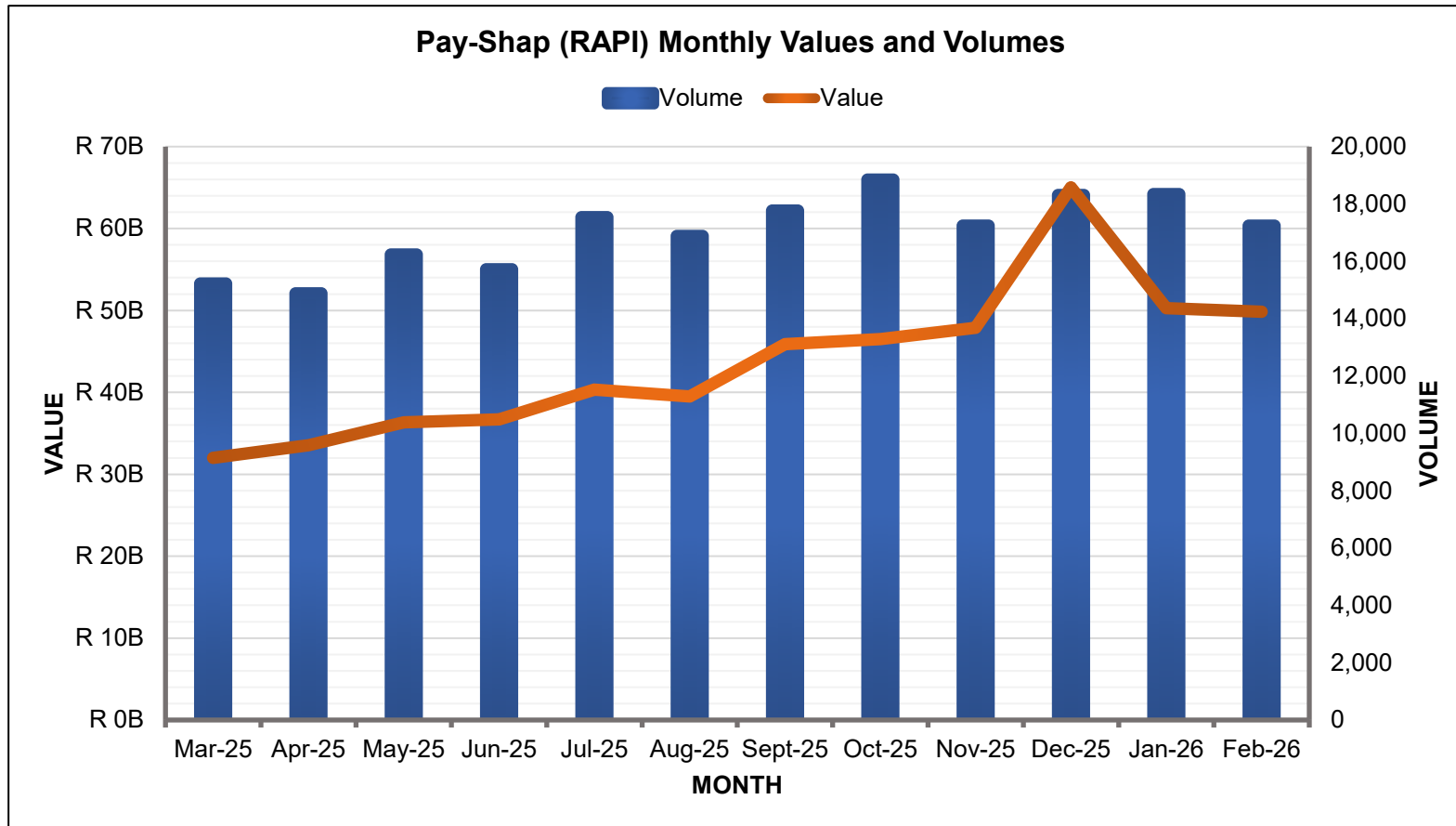
SASWITCH Values and Volumes from March 2025 - February 2026




| SASWITCH Monthly Values | | |
|-------------------------|----------------------------|---------------|
| Month | Value | Volume |
| Mar-25 | R 6,113,829,135.18 | 2,340 |
| Apr-25 | R 5,574,088,494.91 | 2,157 |
| May-25 | R 5,916,564,933.87 | 2,800 |
| Jun-25 | R 5,196,645,195.97 | 2,130 |
| Jul-25 | R 5,496,452,819.77 | 2,175 |
| Aug-25 | R 5,539,330,756.97 | 2,122 |
| Sept-25 | R 5,503,222,298.58 | 2,216 |
| Oct-25 | R 5,262,954,616.86 | 1,939 |
| Nov-25 | R 4,016,042,417.14 | 1,808 |
| Dec-25 | R 4,234,869,368.86 | 1,840 |
| Jan-26 | R 3,565,081,414.62 | 1,752 |
| Feb-26 | R 3,341,220,084.10 | 1,592 |
| Total | R 59,760,301,536.83 | 24,871 |
| Average | R 4,980,025,128.07 | 2,073 |



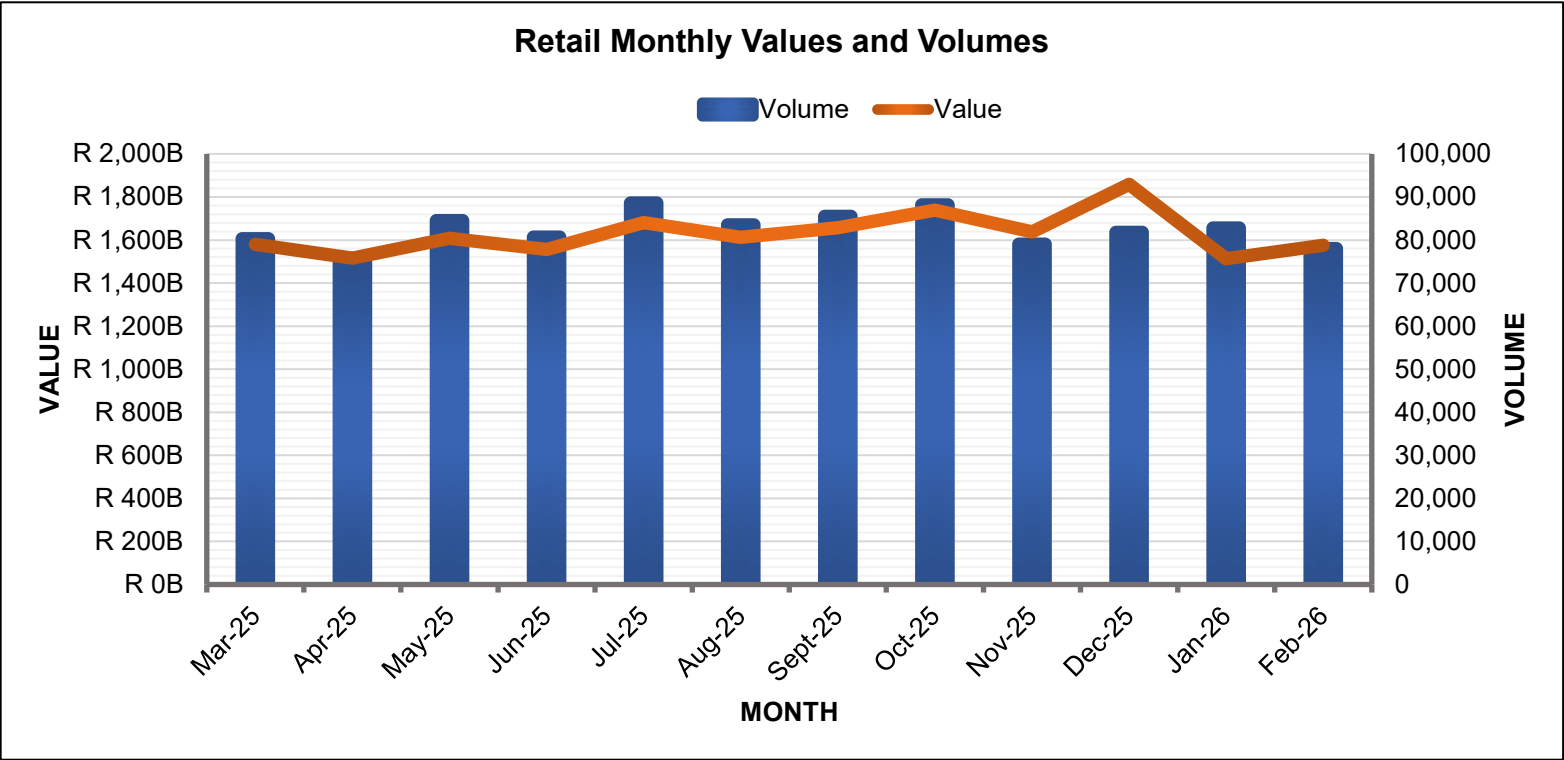
Pay-Shap (RAPI) Values and Volumes from March 2025 - February 2026



| Pay-Shap (RAPI) Monthly Values and Volumes | | |
|--|-----------------------------|----------------|
| Month | Value | Volume |
| Mar-25 | R 32,006,067,405.29 | 15,224 |
| Apr-25 | R 33,558,879,618.53 | 14,881 |
| May-25 | R 36,333,868,229.52 | 16,236 |
| Jun-25 | R 36,686,151,546.27 | 15,721 |
| Jul-25 | R 40,340,945,576.82 | 17,539 |
| Aug-25 | R 39,509,000,444.33 | 16,883 |
| Sept-25 | R 45,869,422,195.27 | 17,769 |
| Oct-25 | R 46,504,556,442.15 | 18,849 |
| Nov-25 | R 47,894,678,526.24 | 17,243 |
| Dec-25 | R 65,025,352,667.15 | 18,311 |
| Jan-26 | R 50,274,886,568.89 | 18,343 |
| Feb-26 | R 49,827,721,551.68 | 17,242 |
| Total | R 523,831,530,772.14 | 204,241 |
| Average | R 43,652,627,564.35 | 17,020 |



Retail Values and Volumes from March 2025 - February 2026



| Retail Monthly Values and Volumes | | |
|-----------------------------------|--------------------------------|----------------|
| Month | Value | Volume |
| Mar-25 | R 1,580,431,806,532.18 | 80,304 |
| Apr-25 | R 1,515,611,741,940.21 | 75,487 |
| May-25 | R 1,607,635,795,480.72 | 84,513 |
| Jun-25 | R 1,555,468,805,506.09 | 80,678 |
| Jul-25 | R 1,681,653,536,368.97 | 88,604 |
| Aug-25 | R 1,612,264,080,977.47 | 83,523 |
| Sept-25 | R 1,657,895,108,285.54 | 85,505 |
| Oct-25 | R 1,738,973,597,347.61 | 88,168 |
| Nov-25 | R 1,637,556,639,543.19 | 79,042 |
| Dec-25 | R 1,858,703,332,582.26 | 81,788 |
| Jan-26 | R 1,513,450,090,626.82 | 82,797 |
| Feb-26 | R 1,575,953,319,849.30 | 78,024 |
| Total | R 19,535,597,855,040.40 | 988,433 |
| Average | R 1,627,966,487,920.03 | 82,369 |

Summarised Volumes and Values Totals for February 2026

| Summarised totals | | | |
|---|--------|---|--------------------|
| Receiver | Volume | | Value |
| Payment Cash Withdrawal/Deposit (KPSBV) | 8,134 | R | 387,845,105,729.65 |
| Payment Dematerialised MM Instrument (MPDEM) | 4,136 | R | 175,355,214,185.07 |
| Rand Payments i.r.o FX Deals for CLS (SPCLS) | 1,659 | R | 903,493,597,595.04 |
| Payment any Money Market Product (MPMMI) | 280 | R | 127,128,536,298.42 |
| Settlement of Derivative Margin Calls (OSDMC) | 64 | R | 15,317,281,909.42 |





THANK YOU



SOUTH AFRICAN RESERVE BANK