



# Settlement Statistics and Indicators

March 2022



SOUTH AFRICAN RESERVE BANK



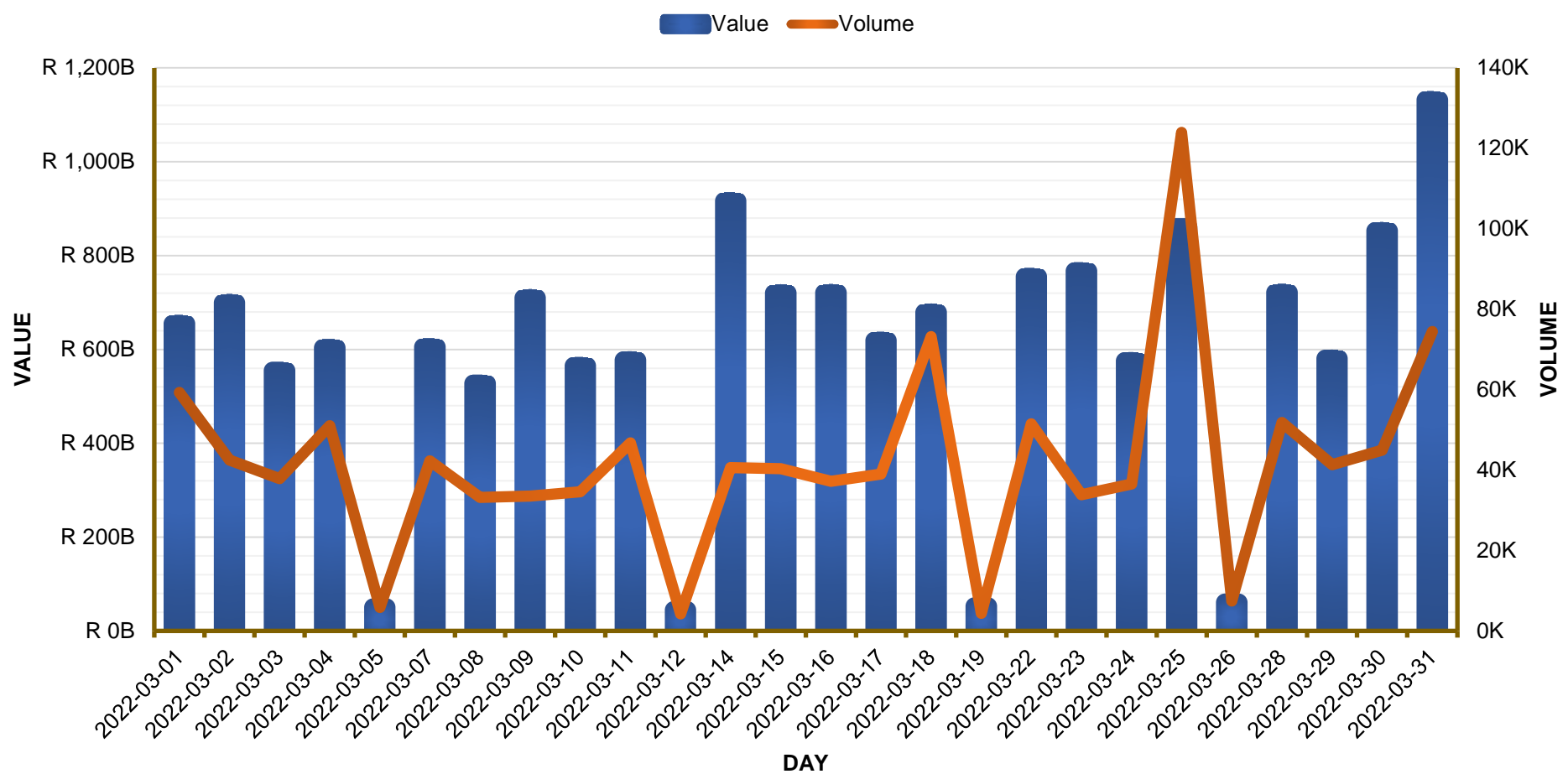
A purposeful journey

- ✓ In March 2022, SAMOS processed **1,091,866** transactions to the value of **R 15,606,218,213,515.40**.
- ✓ Peak volume was **123,973** on 25 March 2022
- ✓ Peak value was **ZAR 1,131,957,738,877.30** on 31 March 2022.
- ✓ Average number of transactions processed per day were **41,995** representing the average value of **ZAR 600,239,162,058.29**.
- ✓ Monthly peak volume in 10 years was **1,091,866** in March 2022.
- ✓ Monthly peak value in 10 years was **ZAR16,607,376,015,815.70** in March 2020.



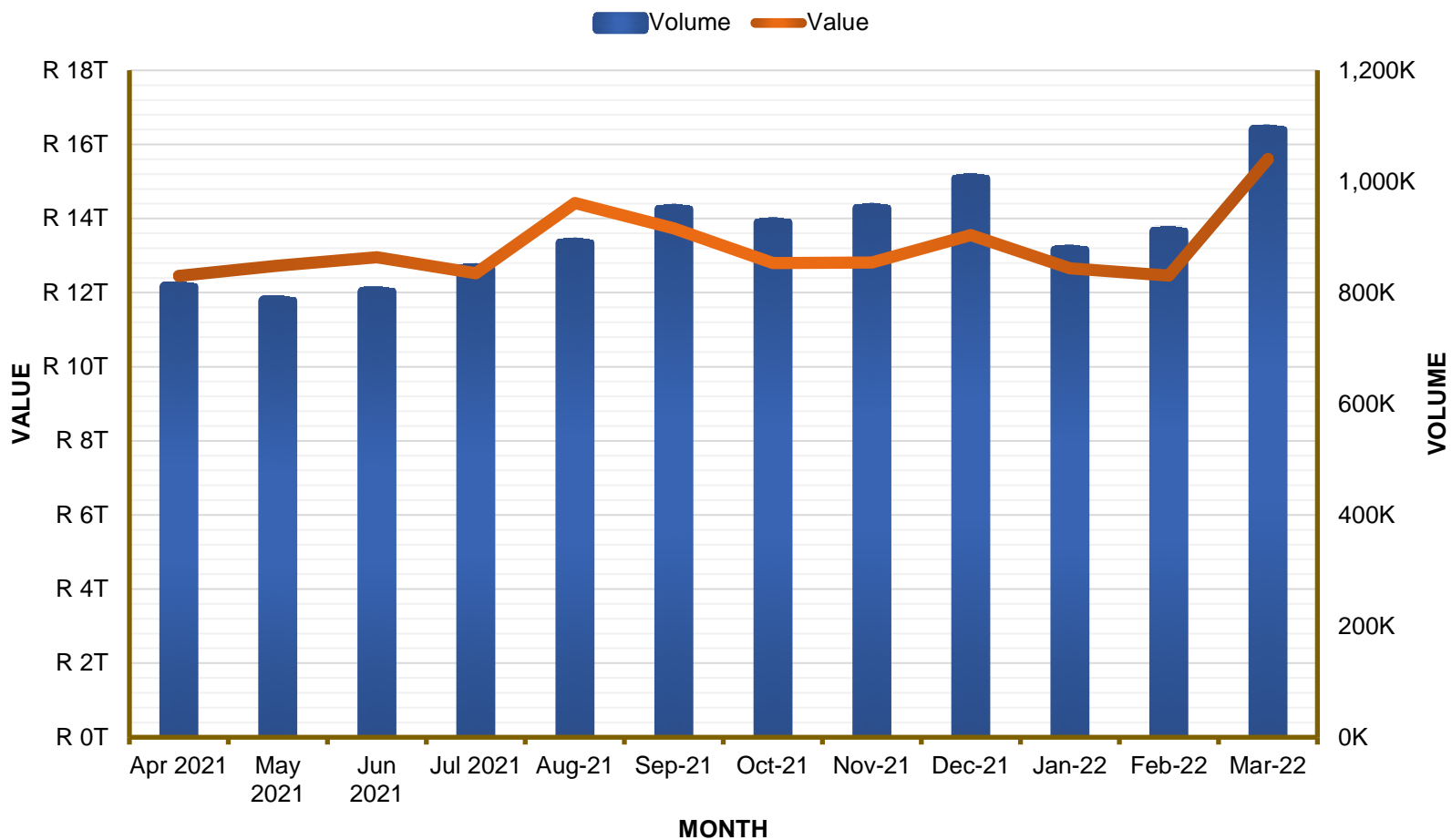


**SAMOS Message Values and Volumes**



| Daily Values and Volumes per month |                                |                  |
|------------------------------------|--------------------------------|------------------|
| Date                               | Value                          | Volume           |
| 2022-03-01                         | R 655,123,160,388.85           | 59,289           |
| 2022-03-02                         | R 699,662,034,524.83           | 42,455           |
| 2022-03-03                         | R 554,613,560,706.05           | 37,897           |
| 2022-03-04                         | R 603,312,838,768.28           | 51,036           |
| 2022-03-05                         | R 50,221,966,638.28            | 5,820            |
| 2022-03-07                         | R 605,390,785,373.50           | 42,281           |
| 2022-03-08                         | R 527,146,298,844.99           | 33,228           |
| 2022-03-09                         | R 709,925,221,157.28           | 33,527           |
| 2022-03-10                         | R 565,286,902,208.63           | 34,610           |
| 2022-03-11                         | R 577,187,713,823.61           | 46,779           |
| 2022-03-12                         | R 44,634,850,549.40            | 4,279            |
| 2022-03-14                         | R 916,244,179,081.87           | 40,615           |
| 2022-03-15                         | R 720,370,539,855.94           | 40,338           |
| 2022-03-16                         | R 720,425,253,116.30           | 37,242           |
| 2022-03-17                         | R 618,764,283,410.56           | 39,039           |
| 2022-03-18                         | R 679,227,077,015.24           | 73,170           |
| 2022-03-19                         | R 52,706,845,284.80            | 4,384            |
| 2022-03-22                         | R 755,249,500,813.49           | 51,519           |
| 2022-03-23                         | R 766,882,032,895.02           | 33,844           |
| 2022-03-24                         | R 575,415,131,497.07           | 36,532           |
| 2022-03-25                         | R 860,910,943,684.71           | 123,973          |
| 2022-03-26                         | R 60,593,306,612.05            | 7,463            |
| 2022-03-28                         | R 721,529,675,676.72           | 51,819           |
| 2022-03-29                         | R 580,607,178,320.08           | 41,363           |
| 2022-03-30                         | R 852,829,194,390.57           | 44,933           |
| 2022-03-31                         | R 1,131,957,738,877.30         | 74,431           |
| <b>Total</b>                       | <b>R 15,606,218,213,515.40</b> | <b>1,091,866</b> |
| <b>Average</b>                     | <b>R 600,239,162,058.29</b>    | <b>41,995</b>    |

**SAMOS Message Values and Volumes**

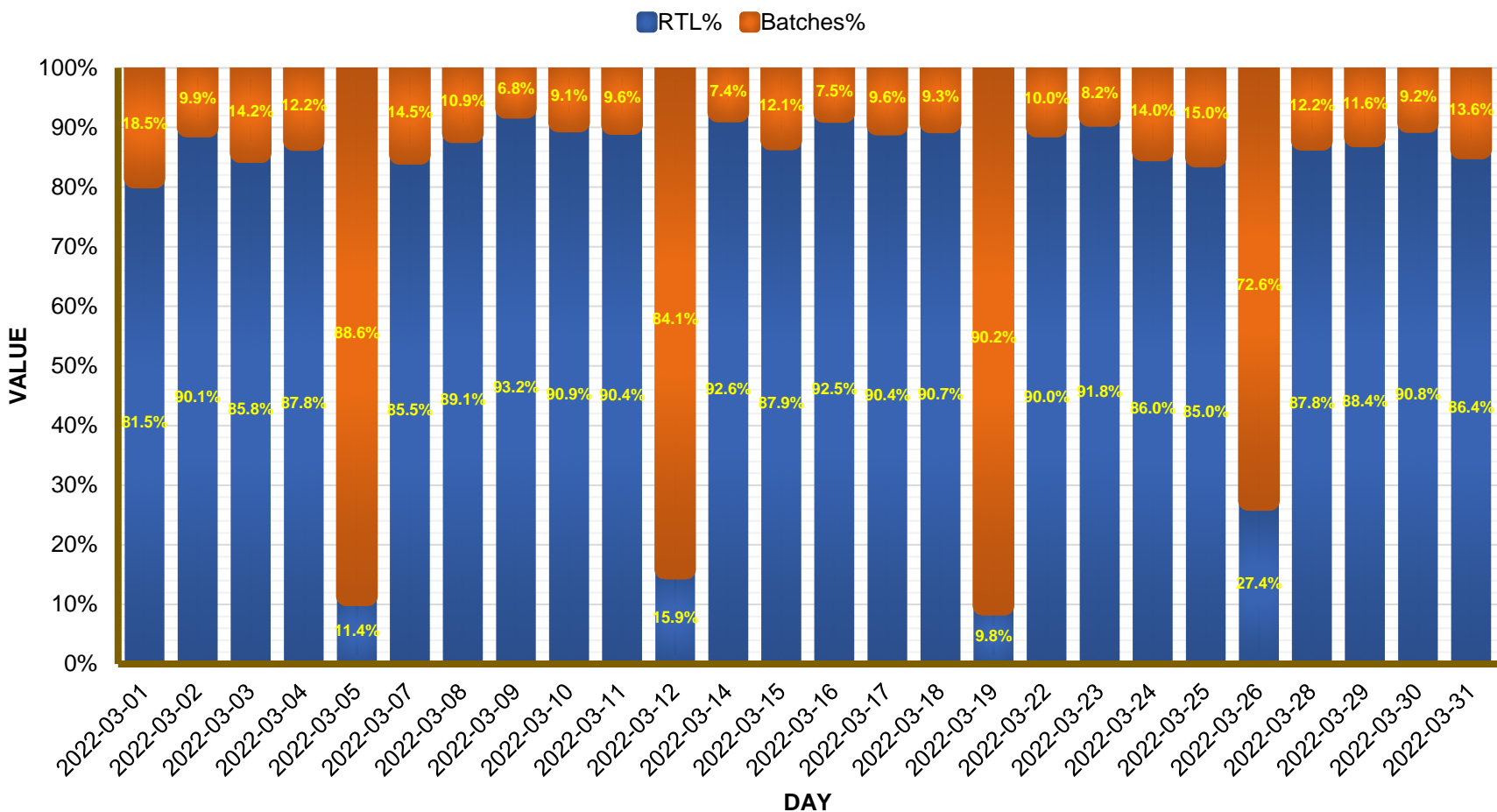


| Message Values and Volumes - Monthly |                                 |                   |
|--------------------------------------|---------------------------------|-------------------|
| Month                                | Value                           | Volume            |
| Apr 2021                             | R 12,454,410,334,064.70         | 809,898           |
| May 2021                             | R 12,724,826,157,788.40         | 784,496           |
| Jun 2021                             | R 12,954,235,245,894.50         | 800,855           |
| Jul 2021                             | R 12,525,865,184,255.40         | 842,199           |
| Aug-21                               | R 14,415,771,092,780.40         | 888,484           |
| Sep-21                               | R 13,736,329,599,590.70         | 949,205           |
| Oct-21                               | R 12,797,016,917,308.70         | 925,189           |
| Nov-21                               | R 12,813,498,073,060.60         | 950,797           |
| Dec-21                               | R 13,554,228,317,197.00         | 1,004,185         |
| Jan-22                               | R 12,653,593,614,328.50         | 875,543           |
| Feb-22                               | R 12,457,896,995,041.60         | 909,157           |
| Mar-22                               | R 15,606,218,213,515.40         | 1,091,866         |
| <b>Total</b>                         | <b>R 158,693,889,744,826.00</b> | <b>10,831,874</b> |
| <b>Average</b>                       | <b>R 13,224,490,812,068.80</b>  | <b>902,656</b>    |





RTL Value / Batches Value

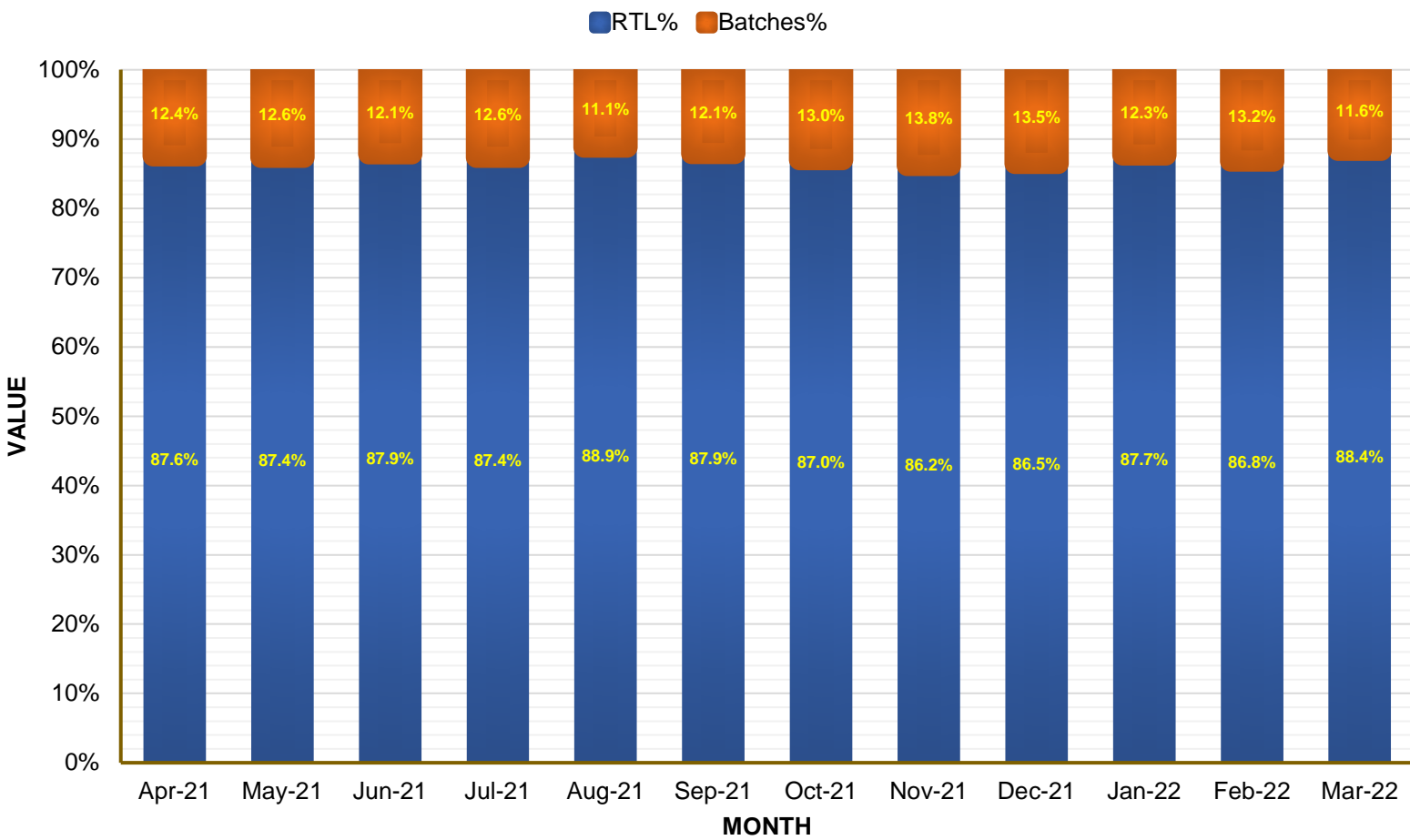


| RTL / Batches Message Values |                         |                        |
|------------------------------|-------------------------|------------------------|
| Date                         | RTL                     | Batches                |
| 2022-03-01                   | R 450,235,129,864.11    | R 102,418,669,282.84   |
| 2022-03-02                   | R 520,280,499,862.92    | R 57,467,558,907.98    |
| 2022-03-03                   | R 372,117,021,143.38    | R 61,790,248,163.98    |
| 2022-03-04                   | R 408,324,393,591.17    | R 56,911,874,011.11    |
| 2022-03-05                   | R 2,310,109,711.93      | R 17,880,064,034.22    |
| 2022-03-07                   | R 389,804,395,783.26    | R 66,220,679,506.54    |
| 2022-03-08                   | R 364,734,459,063.88    | R 44,555,114,535.91    |
| 2022-03-09                   | R 549,269,343,309.21    | R 40,154,005,618.48    |
| 2022-03-10                   | R 414,487,479,562.50    | R 41,517,848,827.76    |
| 2022-03-11                   | R 416,934,960,486.74    | R 44,027,090,276.30    |
| 2022-03-12                   | R 2,296,174,102.05      | R 12,131,423,085.12    |
| 2022-03-14                   | R 580,130,848,350.87    | R 46,510,526,709.04    |
| 2022-03-15                   | R 494,992,716,879.57    | R 68,303,064,999.43    |
| 2022-03-16                   | R 543,877,144,084.38    | R 44,071,408,521.42    |
| 2022-03-17                   | R 426,063,314,978.67    | R 45,417,213,202.57    |
| 2022-03-18                   | R 506,820,112,812.71    | R 51,687,555,308.64    |
| 2022-03-19                   | R 1,707,711,660.51      | R 15,682,752,381.94    |
| 2022-03-22                   | R 517,599,141,102.20    | R 57,281,120,920.10    |
| 2022-03-23                   | R 562,749,796,752.91    | R 50,117,110,132.03    |
| 2022-03-24                   | R 394,997,432,539.67    | R 64,052,109,336.28    |
| 2022-03-25                   | R 598,510,351,283.70    | R 105,566,820,207.39   |
| 2022-03-26                   | R 8,384,223,499.53      | R 22,174,011,223.17    |
| 2022-03-28                   | R 477,384,165,603.49    | R 66,188,497,949.12    |
| 2022-03-29                   | R 421,984,895,445.91    | R 55,541,387,475.72    |
| 2022-03-30                   | R 679,563,214,347.71    | R 68,889,460,105.39    |
| 2022-03-31                   | R 837,301,129,801.41    | R 132,349,646,639.31   |
| Total                        | R 10,942,860,165,624.40 | R 1,438,907,261,361.79 |
| Average                      | R 420,879,237,139.40    | R 55,342,586,975.45    |



## RTL / Batches Message Values for 12 Months (April 2021 – March 2022)

**RTL Value / Batches Value**



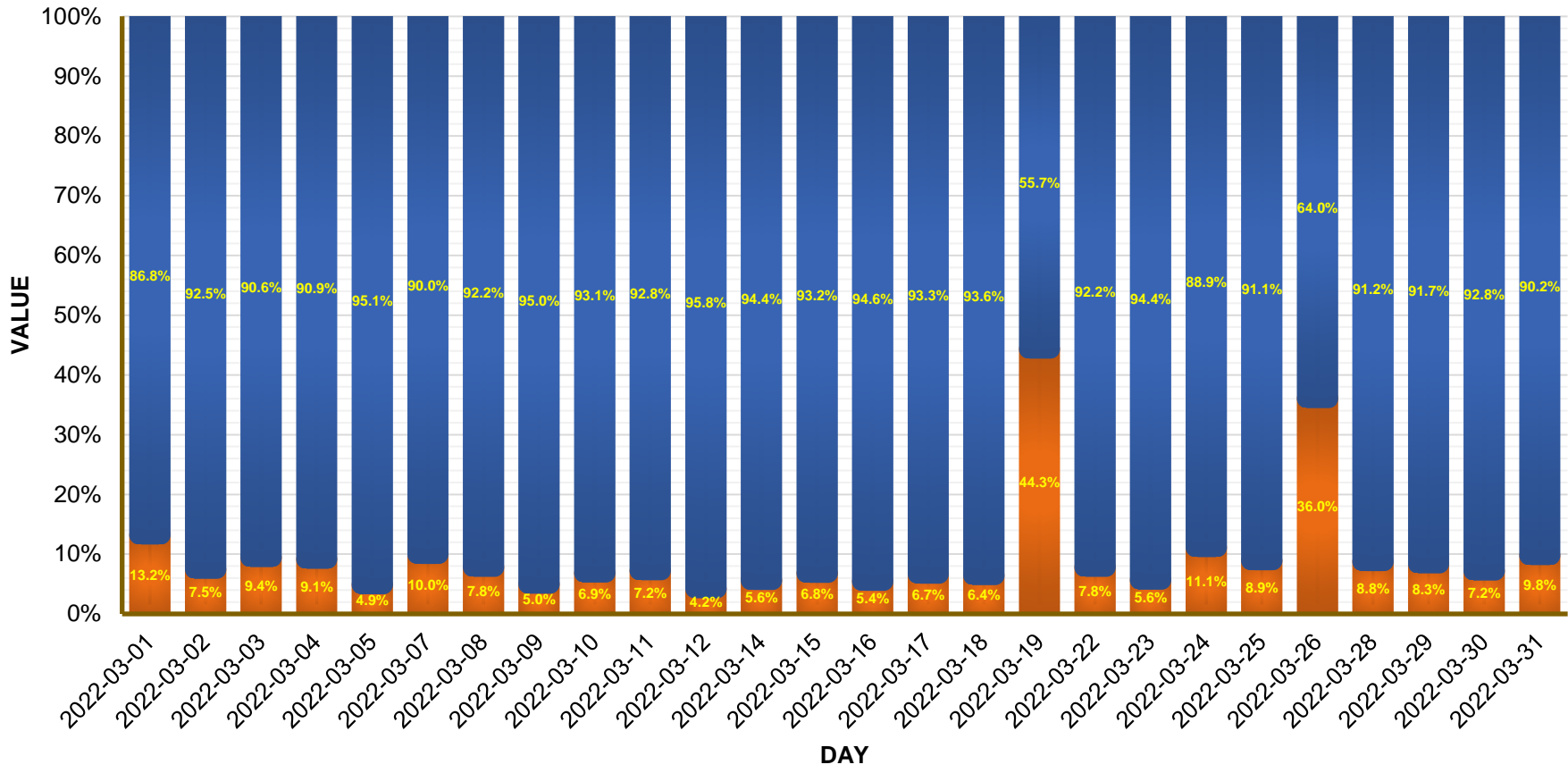
| RTL / Batches Message Values |                                 |                                |
|------------------------------|---------------------------------|--------------------------------|
| Month                        | RTL                             | Batches                        |
| Apr-21                       | R 8,483,383,028,255.66          | R 1,202,187,896,656.08         |
| May-21                       | R 8,567,625,480,394.57          | R 1,239,529,480,674.59         |
| Jun-21                       | R 8,898,669,942,111.00          | R 1,226,015,262,350.39         |
| Jul-21                       | R 8,533,195,059,202.26          | R 1,231,438,314,935.31         |
| Aug-21                       | R 9,933,925,747,899.71          | R 1,246,618,314,466.68         |
| Sep-21                       | R 9,379,614,902,475.89          | R 1,291,633,251,635.64         |
| Oct-21                       | R 8,723,128,440,506.37          | R 1,300,855,402,489.18         |
| Nov-21                       | R 8,608,225,269,475.54          | R 1,377,180,843,050.00         |
| Dec-21                       | R 9,339,614,157,478.52          | R 1,457,639,397,168.22         |
| Jan-22                       | R 8,508,137,210,612.60          | R 1,190,334,195,180.62         |
| Feb-22                       | R 8,364,258,716,646.59          | R 1,269,759,030,214.13         |
| Mar-22                       | R 10,942,860,165,624.40         | R 1,438,907,261,361.79         |
| <b>Total</b>                 | <b>R 108,282,638,120,683.00</b> | <b>R 15,472,098,650,182.60</b> |
| <b>Average</b>               | <b>R 9,023,553,176,723.59</b>   | <b>R 1,289,341,554,181.89</b>  |



## Day and Night Settlement Values for March 2022

**Day Value, Night Value**

■ Night Value% ■ Day Value%

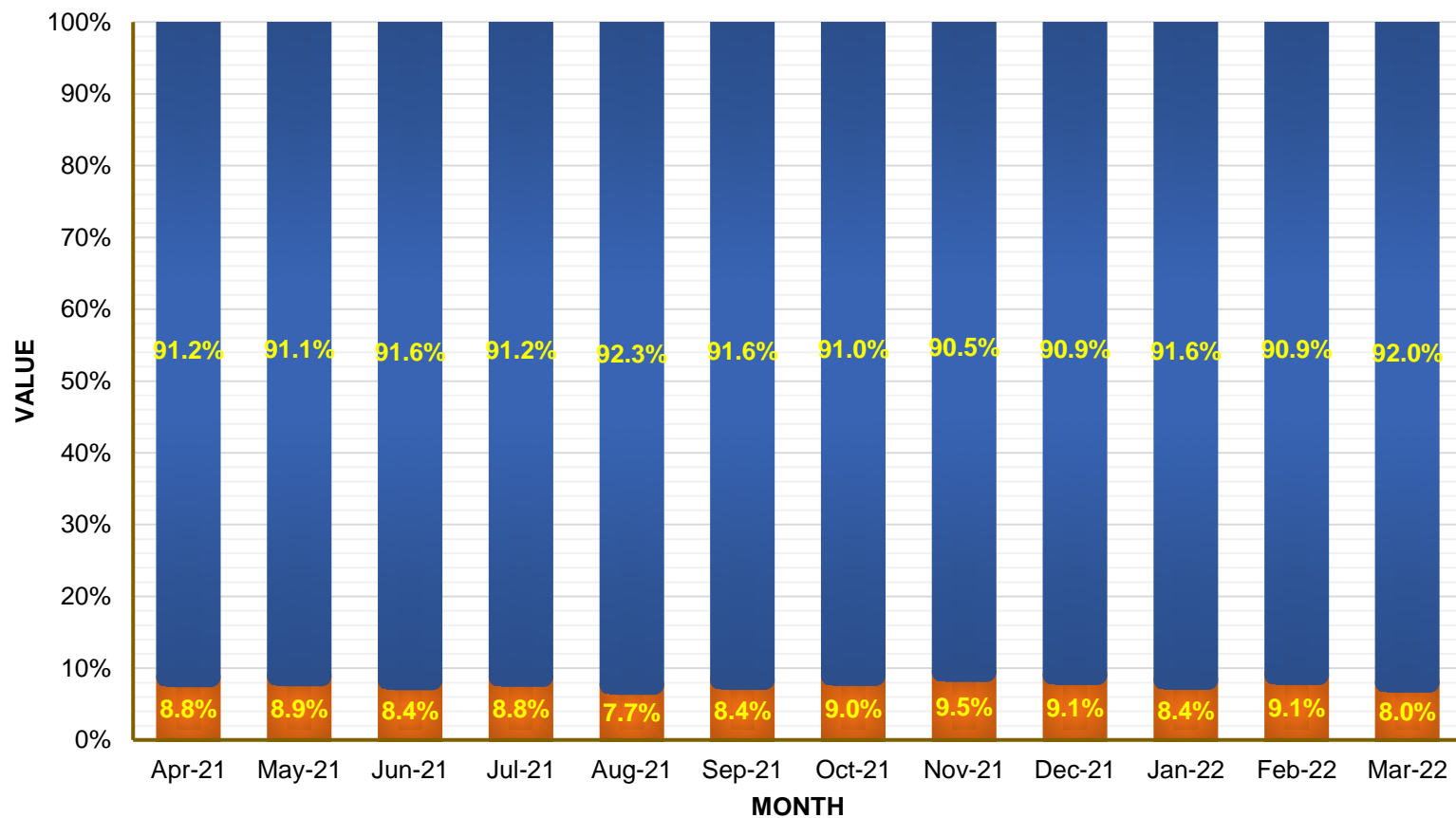


| Day and Night Settlement Values |                             |                                |
|---------------------------------|-----------------------------|--------------------------------|
| Date                            | Night Value                 | Day Value                      |
| 2022-03-01                      | R 72,951,719,171.72         | R 479,702,088,232.23           |
| 2022-03-02                      | R 43,234,548,260.83         | R 534,513,510,510.07           |
| 2022-03-03                      | R 40,840,090,381.35         | R 393,067,178,926.01           |
| 2022-03-04                      | R 42,450,273,145.75         | R 422,785,994,456.53           |
| 2022-03-05                      | R 981,646,614.02            | R 19,208,527,132.13            |
| 2022-03-07                      | R 45,402,380,061.82         | R 410,622,695,227.98           |
| 2022-03-08                      | R 31,811,104,954.10         | R 377,478,468,645.69           |
| 2022-03-09                      | R 29,381,889,335.96         | R 560,041,459,591.73           |
| 2022-03-10                      | R 31,284,240,966.48         | R 424,721,087,423.78           |
| 2022-03-11                      | R 33,341,848,352.80         | R 427,620,202,410.24           |
| 2022-03-12                      | R 610,359,710.31            | R 13,817,237,476.86            |
| 2022-03-14                      | R 34,972,729,439.81         | R 591,668,786,237.80           |
| 2022-03-15                      | R 38,290,228,041.54         | R 525,006,099,589.59           |
| 2022-03-16                      | R 31,980,817,854.97         | R 555,967,734,750.83           |
| 2022-03-17                      | R 31,354,671,431.15         | R 440,125,856,750.09           |
| 2022-03-18                      | R 35,842,247,719.32         | R 522,665,420,402.03           |
| 2022-03-19                      | R 7,704,869,315.73          | R 9,685,594,726.72             |
| 2022-03-22                      | R 44,937,146,394.69         | R 529,943,115,627.61           |
| 2022-03-23                      | R 34,525,921,430.17         | R 578,340,985,454.77           |
| 2022-03-24                      | R 51,041,949,034.27         | R 408,007,592,841.68           |
| 2022-03-25                      | R 62,619,120,146.04         | R 641,458,051,345.05           |
| 2022-03-26                      | R 11,011,854,133.82         | R 19,546,380,588.88            |
| 2022-03-28                      | R 47,597,828,440.07         | R 495,974,835,112.54           |
| 2022-03-29                      | R 39,872,808,494.41         | R 437,653,474,427.22           |
| 2022-03-30                      | R 53,729,193,978.92         | R 694,723,480,474.18           |
| 2022-03-31                      | R 94,554,447,731.84         | R 875,096,328,708.88           |
| <b>Total</b>                    | <b>R 992,325,934,541.89</b> | <b>R 11,389,442,187,071.10</b> |
| <b>Average</b>                  | <b>R 38,166,382,097.77</b>  | <b>R 438,055,468,733.51</b>    |



**Day Value, Night Value**

■ Night Value% ■ Day Value%

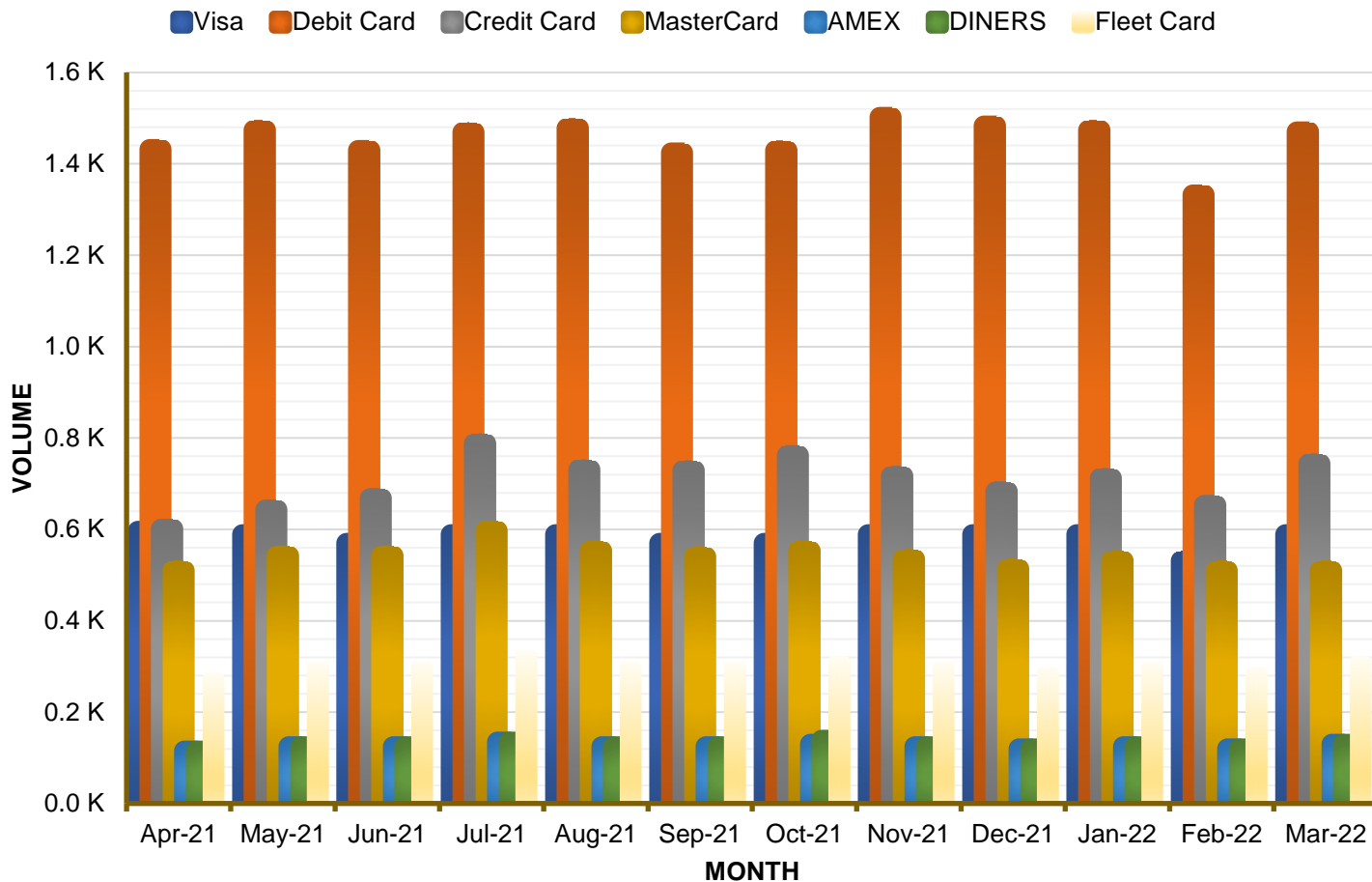


| Day and Night Settlement Values |                                |                                 |
|---------------------------------|--------------------------------|---------------------------------|
| Month                           | Night Value                    | Day Value                       |
| Apr-21                          | R 843,380,310,105.92           | R 8,767,660,131,169.24          |
| May-21                          | R 867,772,297,364.99           | R 8,872,080,430,730.62          |
| Jun-21                          | R 847,112,267,829.01           | R 9,277,573,731,824.28          |
| Jul-21                          | R 861,691,787,537.48           | R 8,902,942,683,089.92          |
| Aug-21                          | R 862,567,858,200.75           | R 10,317,976,968,871.00         |
| Sep-21                          | R 895,177,660,528.66           | R 9,776,071,262,370.83          |
| Oct-21                          | R 897,991,917,577.31           | R 9,125,992,850,415.36          |
| Nov-21                          | R 949,345,239,936.87           | R 9,036,061,656,632.28          |
| Dec-21                          | R 978,260,499,161.12           | R 9,818,993,200,696.57          |
| Jan-22                          | R 812,444,197,071.69           | R 8,886,028,619,027.76          |
| Feb-22                          | R 874,692,185,345.83           | R 8,759,326,311,433.74          |
| Mar-22                          | R 992,325,934,541.89           | R 11,389,442,187,071.10         |
| <b>Total</b>                    | <b>R 10,682,762,155,201.50</b> | <b>R 112,930,150,033,333.00</b> |
| <b>Average</b>                  | <b>R 890,230,179,600.13</b>    | <b>R 9,410,845,836,111.06</b>   |





**Cards Message Volumes**

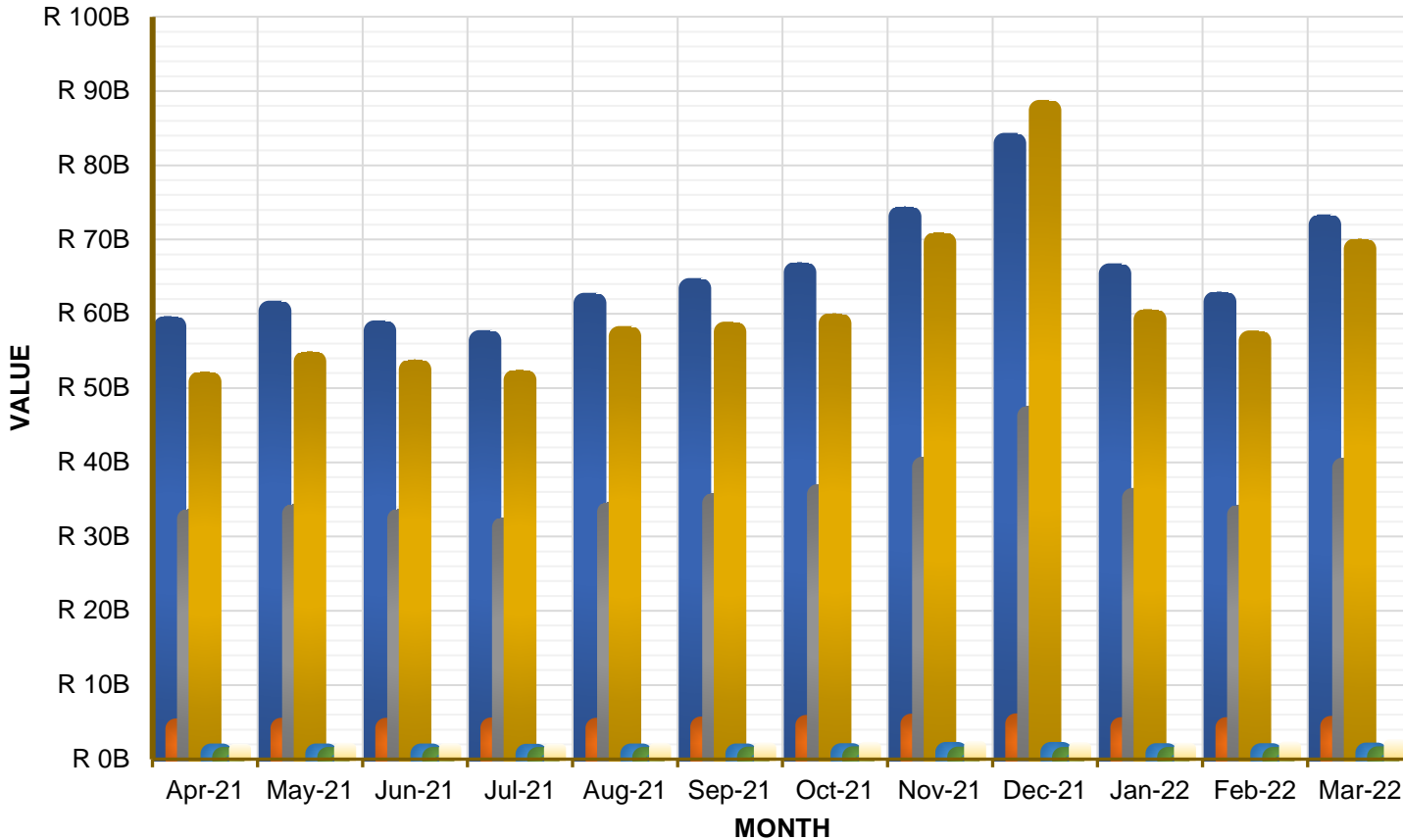


| Cards Monthly Volume |              |               |              |              |              |              |              |
|----------------------|--------------|---------------|--------------|--------------|--------------|--------------|--------------|
| Month                | Visa         | Debit Card    | Credit Card  | MasterCard   | AMEX         | DINERS       | Fleet Card   |
| Apr-21               | 596          | 1,432         | 601          | 510          | 115          | 115          | 276          |
| May-21               | 589          | 1,474         | 643          | 542          | 125          | 125          | 300          |
| Jun-21               | 570          | 1,430         | 668          | 542          | 125          | 125          | 300          |
| Jul-21               | 589          | 1,469         | 788          | 597          | 135          | 135          | 324          |
| Aug-21               | 589          | 1,478         | 731          | 553          | 125          | 125          | 300          |
| Sep-21               | 570          | 1,424         | 729          | 540          | 125          | 125          | 300          |
| Oct-21               | 570          | 1,429         | 762          | 553          | 130          | 139          | 312          |
| Nov-21               | 589          | 1,502         | 717          | 535          | 125          | 125          | 300          |
| Dec-21               | 589          | 1,483         | 683          | 514          | 120          | 120          | 288          |
| Jan-22               | 589          | 1,474         | 712          | 531          | 125          | 125          | 300          |
| Feb-22               | 531          | 1,332         | 653          | 510          | 120          | 120          | 288          |
| Mar-22               | 589          | 1,470         | 744          | 510          | 130          | 130          | 312          |
| <b>Total</b>         | <b>6,960</b> | <b>17,397</b> | <b>8,431</b> | <b>6,437</b> | <b>1,500</b> | <b>1,509</b> | <b>3,600</b> |
| <b>Average</b>       | <b>580</b>   | <b>1,450</b>  | <b>703</b>   | <b>536</b>   | <b>125</b>   | <b>126</b>   | <b>300</b>   |



### Cards Message Values

■ Visa 
 ■ Debit Card 
 ■ Credit Card 
 ■ MasterCard 
 ■ AMEX 
 ■ DINERS 
 ■ Fleet Card

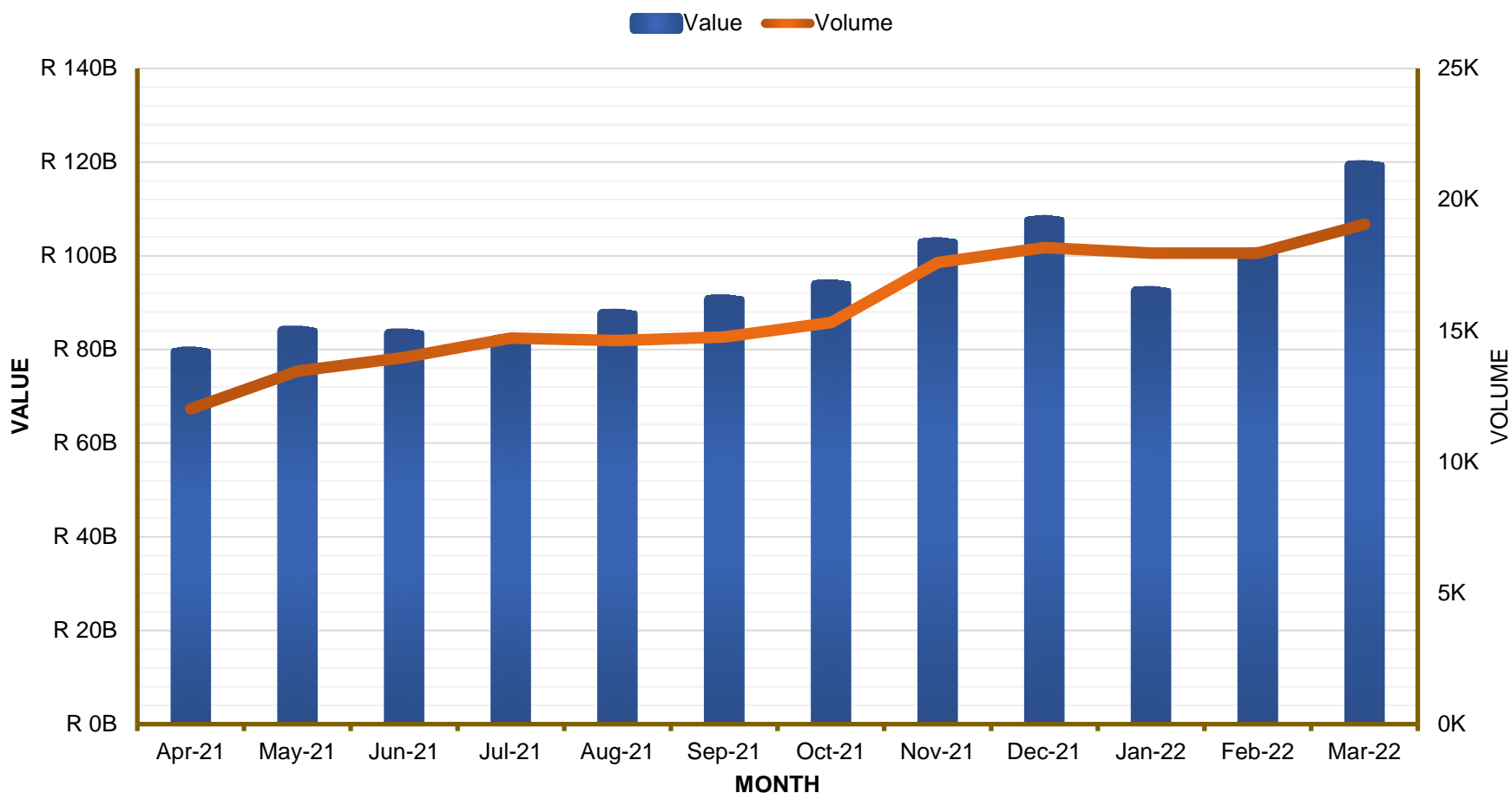


| Cards Monthly Values |                      |                     |                      |
|----------------------|----------------------|---------------------|----------------------|
| Month                | Visa                 | Debit Card          | Credit Card          |
| Apr-21               | R 58,289,126,486.17  | R 4,117,361,803.17  | R 32,364,407,720.02  |
| May-21               | R 60,357,874,739.86  | R 4,177,157,901.81  | R 33,035,805,014.25  |
| Jun-21               | R 57,693,685,408.17  | R 4,176,598,256.68  | R 32,355,619,485.30  |
| Jul-21               | R 56,403,221,142.42  | R 4,205,074,572.74  | R 31,226,766,979.04  |
| Aug-21               | R 61,414,202,726.57  | R 4,161,972,529.33  | R 33,273,402,922.86  |
| Sep-21               | R 63,413,145,542.51  | R 4,346,596,209.23  | R 34,487,211,509.68  |
| Oct-21               | R 65,566,369,333.73  | R 4,560,022,981.12  | R 35,666,952,571.47  |
| Nov-21               | R 73,097,562,792.27  | R 4,721,228,018.74  | R 39,378,144,641.87  |
| Dec-21               | R 82,983,364,868.39  | R 4,764,147,009.67  | R 46,193,551,423.83  |
| Jan-22               | R 65,372,668,358.41  | R 4,274,106,815.82  | R 35,144,673,128.10  |
| Feb-22               | R 61,588,091,467.29  | R 4,274,471,612.93  | R 32,912,641,604.21  |
| Mar-22               | R 71,974,106,145.11  | R 4,415,204,229.06  | R 39,258,870,682.04  |
| Total                | R 778,153,419,010.90 | R 52,193,941,940.30 | R 425,298,047,682.67 |
| Average              | R 64,846,118,250.91  | R 4,349,495,161.69  | R 35,441,503,973.56  |

| Cards Monthly Values |                      |                    |                    |                     |
|----------------------|----------------------|--------------------|--------------------|---------------------|
| Month                | MasterCard           | AMEX               | DINERS             | Fleet Card          |
| Apr-21               | R 50,834,509,104.84  | R 701,093,099.29   | R 245,242,464.86   | R 1,411,590,448.23  |
| May-21               | R 53,568,032,938.18  | R 735,325,320.62   | R 254,109,457.40   | R 1,499,602,861.86  |
| Jun-21               | R 52,482,246,663.78  | R 710,007,211.12   | R 248,092,727.28   | R 1,466,844,886.02  |
| Jul-21               | R 51,061,915,009.86  | R 668,155,808.43   | R 232,405,565.42   | R 1,440,986,397.36  |
| Aug-21               | R 56,930,305,176.24  | R 697,447,264.93   | R 245,197,951.59   | R 1,538,728,701.82  |
| Sep-21               | R 57,551,704,266.00  | R 725,690,069.67   | R 291,520,840.79   | R 1,574,842,544.44  |
| Oct-21               | R 58,659,777,732.12  | R 775,713,555.77   | R 317,357,554.72   | R 1,647,626,453.22  |
| Nov-21               | R 69,559,012,487.86  | R 916,101,436.09   | R 311,855,806.75   | R 1,772,112,265.20  |
| Dec-21               | R 87,381,578,544.18  | R 934,511,754.90   | R 270,814,123.86   | R 1,597,068,600.61  |
| Jan-22               | R 59,224,234,770.92  | R 745,355,506.47   | R 246,590,011.23   | R 1,508,688,212.52  |
| Feb-22               | R 56,366,851,824.50  | R 771,965,476.81   | R 260,795,883.61   | R 1,679,393,494.94  |
| Mar-22               | R 68,707,411,711.12  | R 834,853,888.28   | R 324,182,126.81   | R 1,965,149,922.18  |
| Total                | R 722,327,580,229.60 | R 9,216,220,392.38 | R 3,248,164,514.32 | R 19,102,634,788.40 |
| Average              | R 60,193,965,019.13  | R 768,018,366.03   | R 270,680,376.19   | R 1,591,886,232.37  |



**Real Time Clearing (RTC) Monthly Values and Volumes**

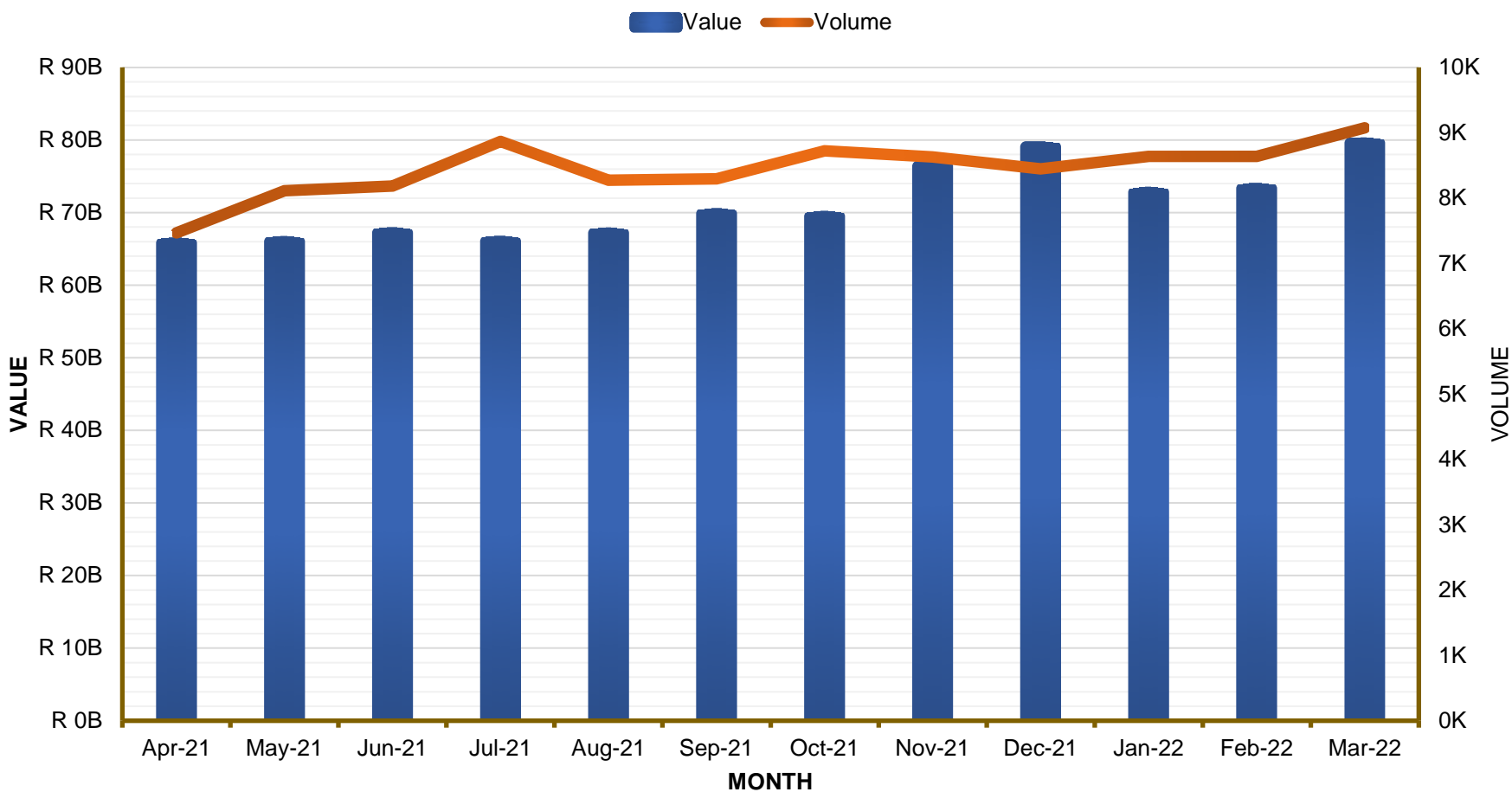


| RTC Monthly Value and Volumes |                               |                |
|-------------------------------|-------------------------------|----------------|
| Month                         | Value                         | Volume         |
| Apr-21                        | R 79,416,641,040.47           | 12,017         |
| May-21                        | R 83,846,988,081.22           | 13,461         |
| Jun-21                        | R 83,233,567,300.55           | 13,975         |
| Jul-21                        | R 82,019,751,136.90           | 14,719         |
| Aug-21                        | R 87,483,350,413.45           | 14,624         |
| Sep-21                        | R 90,575,684,179.71           | 14,762         |
| Oct-21                        | R 93,739,663,480.05           | 15,311         |
| Nov-21                        | R 102,765,722,406.91          | 17,595         |
| Dec-21                        | R 107,530,532,891.20          | 18,175         |
| Jan-22                        | R 92,308,619,315.20           | 17,955         |
| Feb-22                        | R 100,604,572,028.96          | 17,955         |
| Mar-22                        | R 119,156,144,100.61          | 19,062         |
| <b>Total</b>                  | <b>R 1,122,681,236,375.23</b> | <b>189,611</b> |
| <b>Average</b>                | <b>R 93,556,769,697.94</b>    | <b>15,801</b>  |





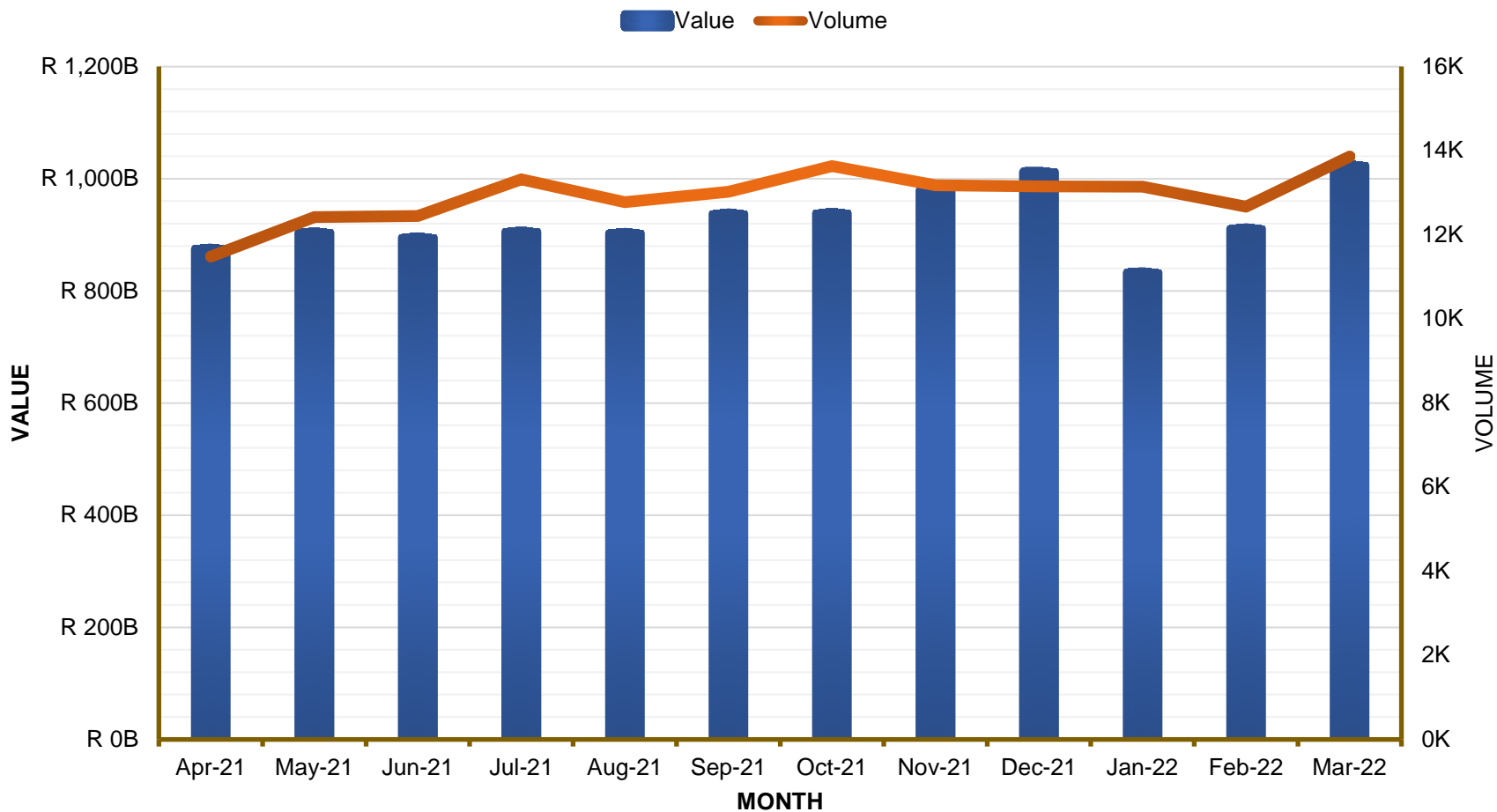
**Electronic Funds Transfer (EFT) DR Monthly Values and Volumes**



| EFT DR Monthly Value and Volumes |                             |                |
|----------------------------------|-----------------------------|----------------|
| Month                            | Value                       | Volume         |
| Apr-21                           | R 65,807,358,462.77         | 7,469          |
| May-21                           | R 65,987,522,886.43         | 8,111          |
| Jun-21                           | R 67,194,025,520.79         | 8,184          |
| Jul-21                           | R 66,026,818,346.82         | 8,869          |
| Aug-21                           | R 67,183,371,794.74         | 8,275          |
| Sep-21                           | R 69,835,371,654.65         | 8,295          |
| Oct-21                           | R 69,482,381,095.20         | 8,721          |
| Nov-21                           | R 76,386,117,525.76         | 8,630          |
| Dec-21                           | R 79,056,944,407.69         | 8,446          |
| Jan-22                           | R 72,772,803,447.44         | 8,639          |
| Feb-22                           | R 73,328,641,389.20         | 8,639          |
| Mar-22                           | R 79,594,424,103.29         | 9,077          |
| <b>Total</b>                     | <b>R 852,655,780,634.78</b> | <b>101,355</b> |
| <b>Average</b>                   | <b>R 71,054,648,386.23</b>  | <b>8,446</b>   |



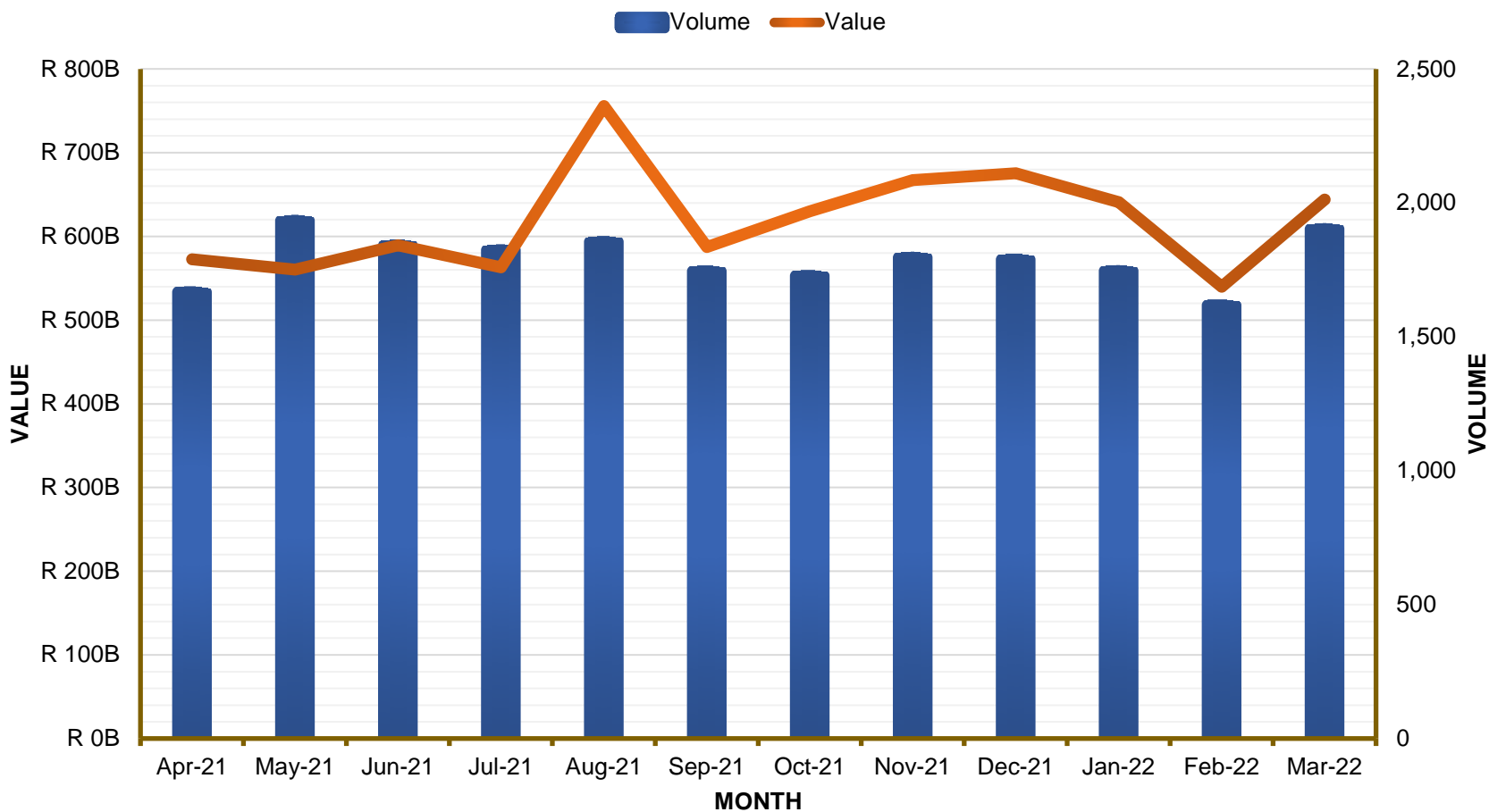
**Electronic Funds Transfer (EFT) CR Monthly Values and Volumes**



| EFT CR Monthly Value and Volumes |                                |                |
|----------------------------------|--------------------------------|----------------|
| Month                            | Value                          | Volume         |
| Apr-21                           | R 873,696,799,026.79           | 11,480         |
| May-21                           | R 903,054,955,858.89           | 12,420         |
| Jun-21                           | R 893,823,471,486.35           | 12,451         |
| Jul-21                           | R 904,455,138,344.22           | 13,318         |
| Aug-21                           | R 902,106,514,264.75           | 12,775         |
| Sep-21                           | R 936,526,980,957.11           | 13,022         |
| Oct-21                           | R 937,609,995,219.49           | 13,636         |
| Nov-21                           | R 978,547,868,356.94           | 13,177         |
| Dec-21                           | R 1,011,102,805,865.88         | 13,149         |
| Jan-22                           | R 831,522,325,933.44           | 13,144         |
| Feb-22                           | R 909,737,815,542.52           | 12,668         |
| Mar-22                           | R 1,022,624,330,240.11         | 13,861         |
| <b>Total</b>                     | <b>R 11,104,809,001,096.50</b> | <b>155,101</b> |
| <b>Average</b>                   | <b>R 925,400,750,091.37</b>    | <b>12,925</b>  |



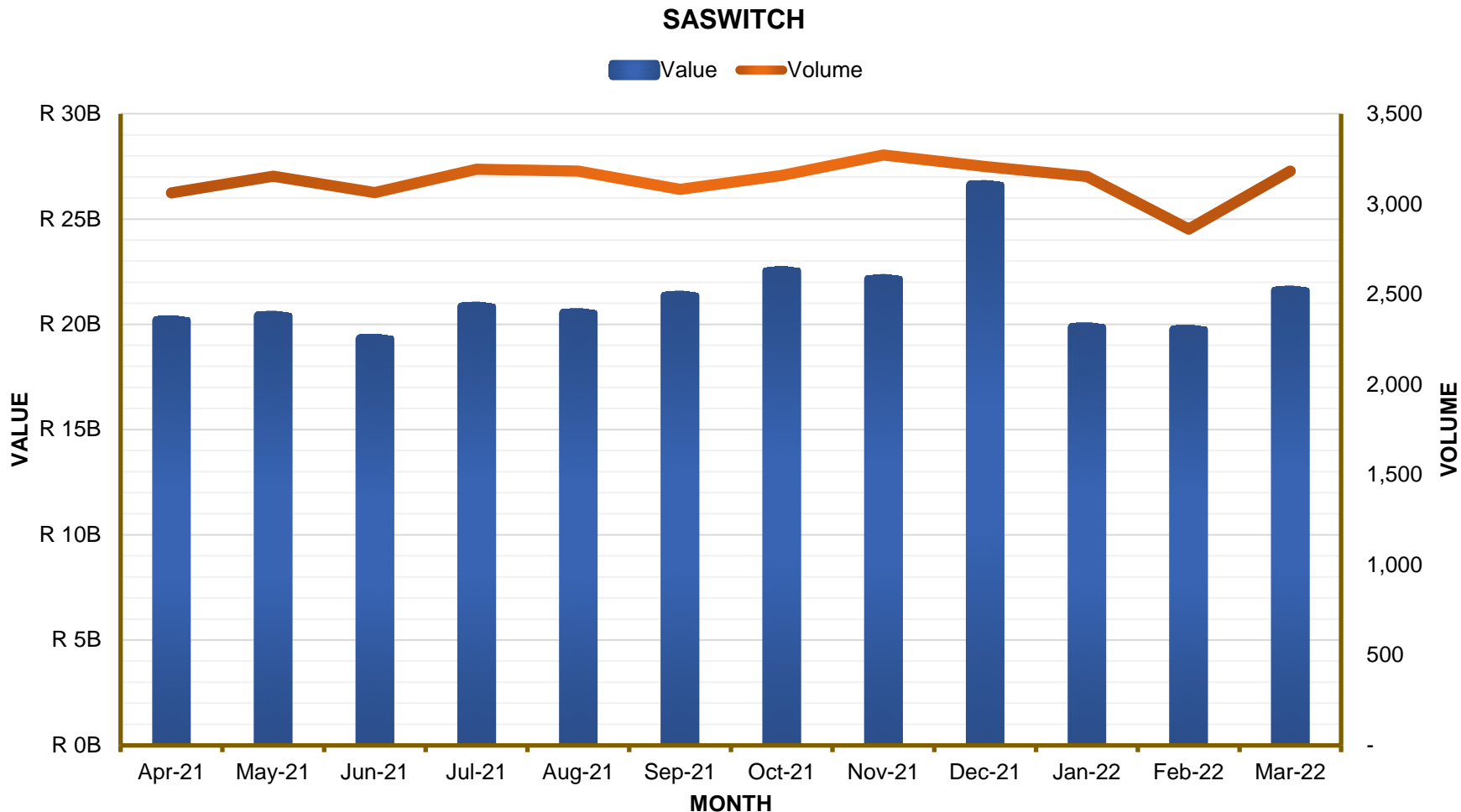
CLS Settlement - Monthly Values and Volumes



| CLS Settlement - Monthly Values and Volumes |                        |        |
|---|------------------------|--------|
| Month                                       | Value                  | Volume |
| Apr-21                                      | R 572,706,982,934.20   | 1,667  |
| May-21                                      | R 560,247,007,460.60   | 1,933  |
| Jun-21                                      | R 589,490,076,008.98   | 1,842  |
| Jul-21                                      | R 563,012,318,519.60   | 1,824  |
| Aug-21                                      | R 755,677,691,829.12   | 1,855  |
| Sep-21                                      | R 587,229,790,060.12   | 1,745  |
| Oct-21                                      | R 629,995,394,175.98   | 1,728  |
| Nov-21                                      | R 667,137,774,752.52   | 1,796  |
| Dec-21                                      | R 675,317,940,502.32   | 1,788  |
| Jan-22                                      | R 641,061,775,710.54   | 1,746  |
| Feb-22                                      | R 539,859,472,988.12   | 1,618  |
| Mar-22                                      | R 643,824,691,600.46   | 1,903  |
| Total                                       | R 7,425,560,916,542.56 | 21,445 |
| Average                                     | R 618,796,743,045.21   | 1,787  |



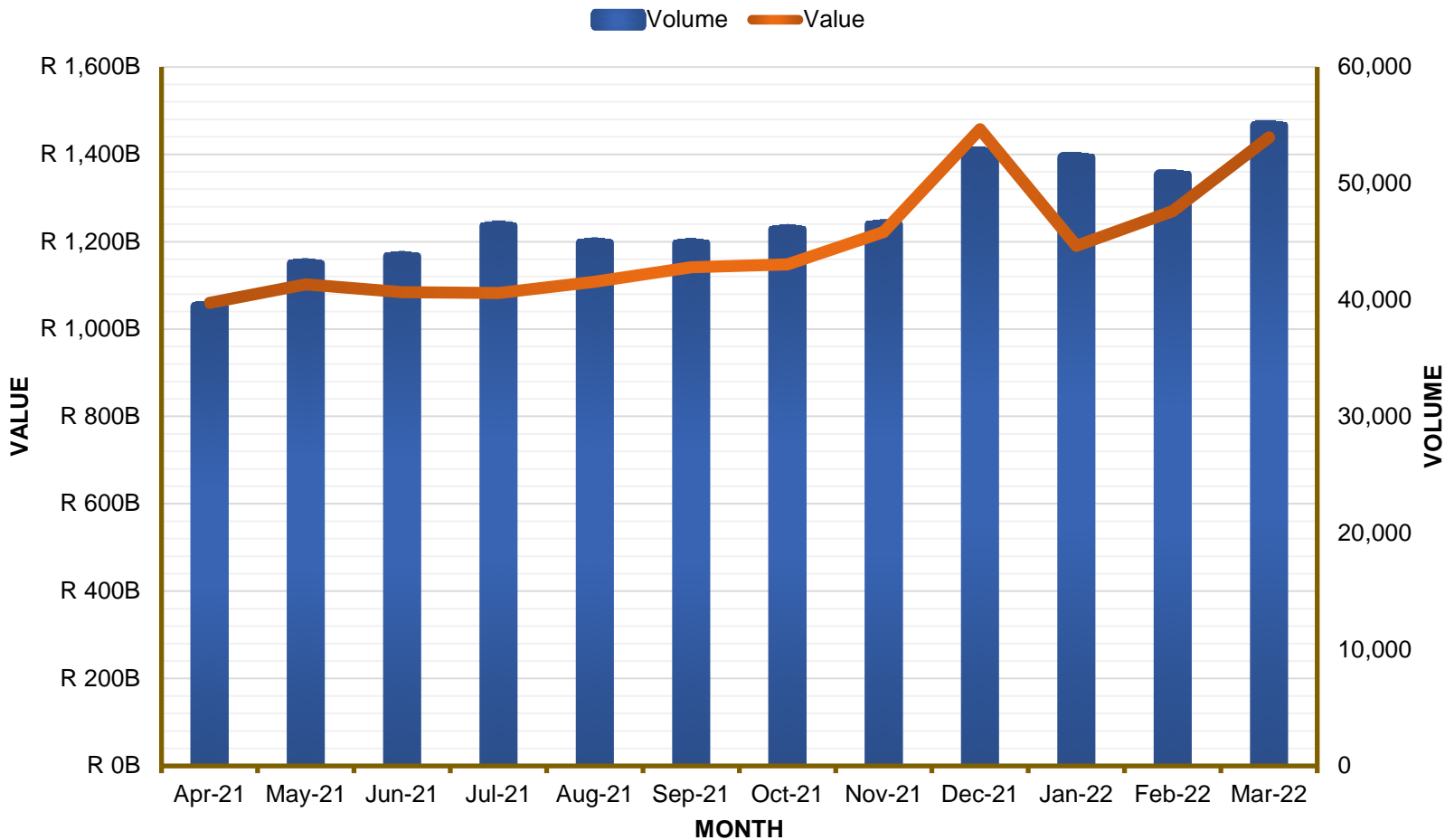




| SASWITCH Monthly Values |                             |               |
|-------------------------|-----------------------------|---------------|
| Month                   | Value                       | Volume        |
| Apr-21                  | R 20,158,633,299.88         | 3,062         |
| May-21                  | R 20,373,954,652.64         | 3,154         |
| Jun-21                  | R 19,274,741,227.47         | 3,063         |
| Jul-21                  | R 20,811,755,555.96         | 3,193         |
| Aug-21                  | R 20,510,304,263.30         | 3,182         |
| Sep-21                  | R 21,333,555,856.80         | 3,081         |
| Oct-21                  | R 22,511,799,874.69         | 3,159         |
| Nov-21                  | R 22,120,039,211.96         | 3,271         |
| Dec-21                  | R 26,590,148,103.96         | 3,208         |
| Jan-22                  | R 19,829,367,358.42         | 3,152         |
| Feb-22                  | R 19,717,972,589.63         | 2,861         |
| Mar-22                  | R 21,572,804,701.93         | 3,182         |
| <b>Total</b>            | <b>R 254,805,076,696.64</b> | <b>37,568</b> |
| <b>Average</b>          | <b>R 21,233,756,391.39</b>  | <b>3,131</b>  |



**Retail Monthly Values and Volumes**



| Retail Monthly Values and Volumes |                                |                |
|-----------------------------------|--------------------------------|----------------|
| Month                             | Value                          | Volume         |
| Apr-21                            | R 1,060,217,483,768.75         | 39,411         |
| May-21                            | R 1,102,177,144,052.71         | 43,081         |
| Jun-21                            | R 1,084,747,898,138.06         | 43,709         |
| Jul-21                            | R 1,082,642,024,155.41         | 46,313         |
| Aug-21                            | R 1,108,159,861,000.61         | 44,875         |
| Sep-21                            | R 1,141,233,051,315.55         | 44,817         |
| Oct-21                            | R 1,147,800,656,197.14         | 46,001         |
| Nov-21                            | R 1,222,566,265,456.36         | 46,428         |
| Dec-21                            | R 1,457,639,397,168.22         | 52,669         |
| Jan-22                            | R 1,190,334,195,180.62         | 52,188         |
| Feb-22                            | R 1,269,870,424,982.92         | 50,705         |
| Mar-22                            | R 1,438,907,261,361.79         | 54,927         |
| <b>Total</b>                      | <b>R 14,306,295,662,778.10</b> | <b>565,124</b> |
| <b>Average</b>                    | <b>R 1,192,191,305,231.51</b>  | <b>47,094</b>  |



| Summerised totals                                |           |                         |
|--|-----------|-------------------------|
| Receiver   | Volume    | Value                   |
| RTL Total  | 1,030,453 | R 10,942,860,165,624.40 |
| Retail   | 54,927    | R 1,438,907,261,361.79  |
| Payment Cash Withdrawal/Deposit (KPSBV)          | 8,305     | R 349,474,453,429.65    |
| Payment Dematerialised MM Instrument (MPDEM)     | 4,124     | R 142,780,600,391.00    |
| Payment any Derivative Instrument (OPDER)        | 2,237     | R 40,412,162,263.35     |
| Rand Payments i.r.o FX Deals for CLS (SPCLS)     | 1,940     | R 661,674,802,076.56    |
| Daily BMA Settlements (SPBMA)                    | 706       | R 271,159,833,027.82    |
| Payment any Money Market Product (MPMMI)         | 685       | R 243,367,116,042.62    |
| STRATE Planned Payments Confirmed on T+4 (SPLNY) | 538       | R 128,147,344,929.83    |
| Settlement of Derivative Margin Calls (OSDMC)    | 194       | R 46,581,634,040.78     |
| STRATE Same Day Confirmed Settlements (SPLNN)    | 62        | R 20,589,449,126.14     |

