



Settlement Statistics and Indicators

January 2022



SOUTH AFRICAN RESERVE BANK

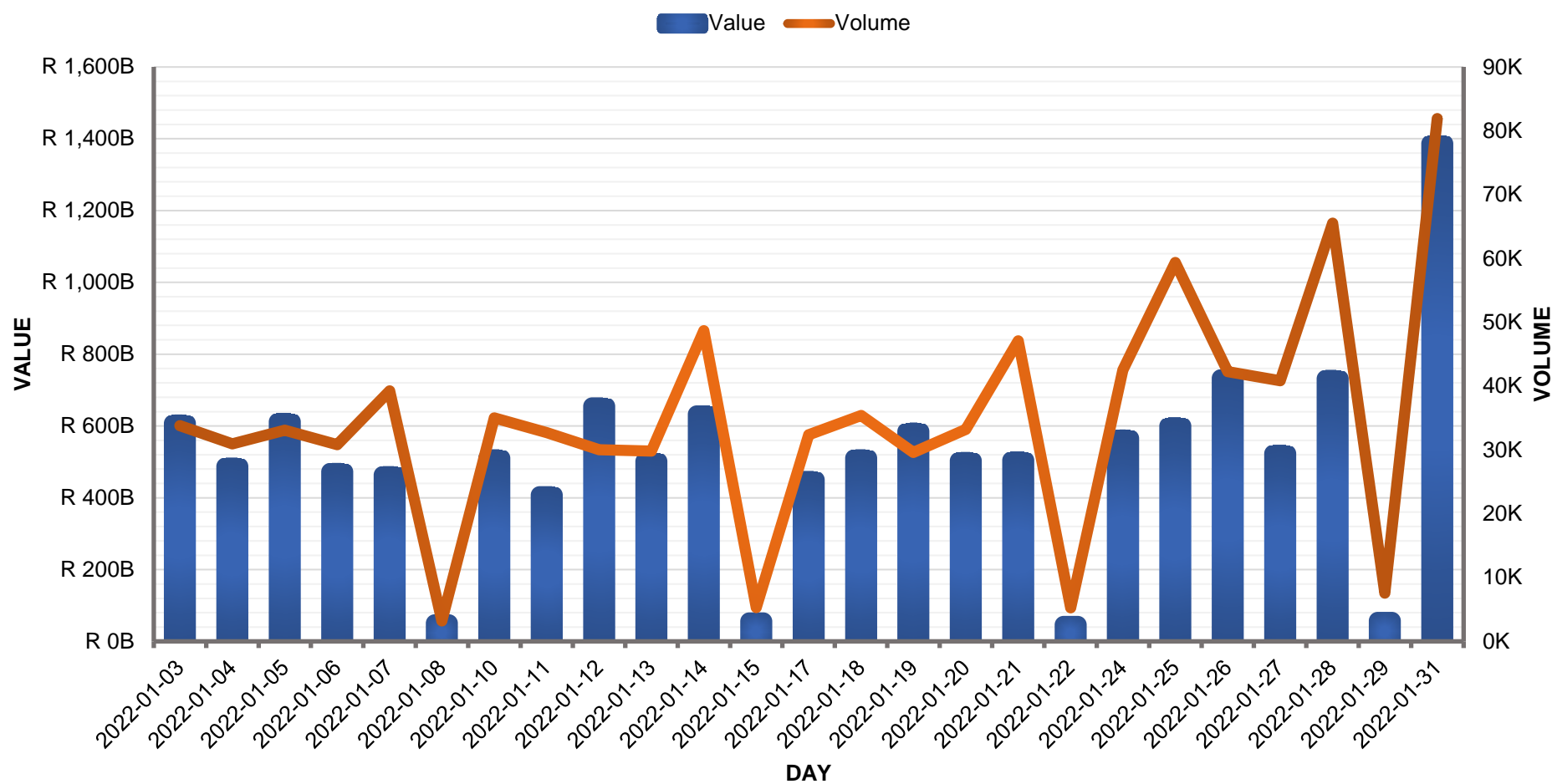


A purposeful journey

- ✓ In January 2022, SAMOS processed **875,543** transactions to the value of **R12,653,593,614,328.50**.
- ✓ Peak volume and peak value was **81,890** and **ZAR 1,386,129,141,234.99** on 31 January 2022.
- ✓ Average number of transactions processed per day were **35,022** representing the average value of **ZAR 506,143,744,573.14**.
- ✓ Monthly peak volume in 10 years was **983,333** in March 2020.
- ✓ Monthly peak value in 10 years was **ZAR16,607,376,015,815.70** in March 2020.



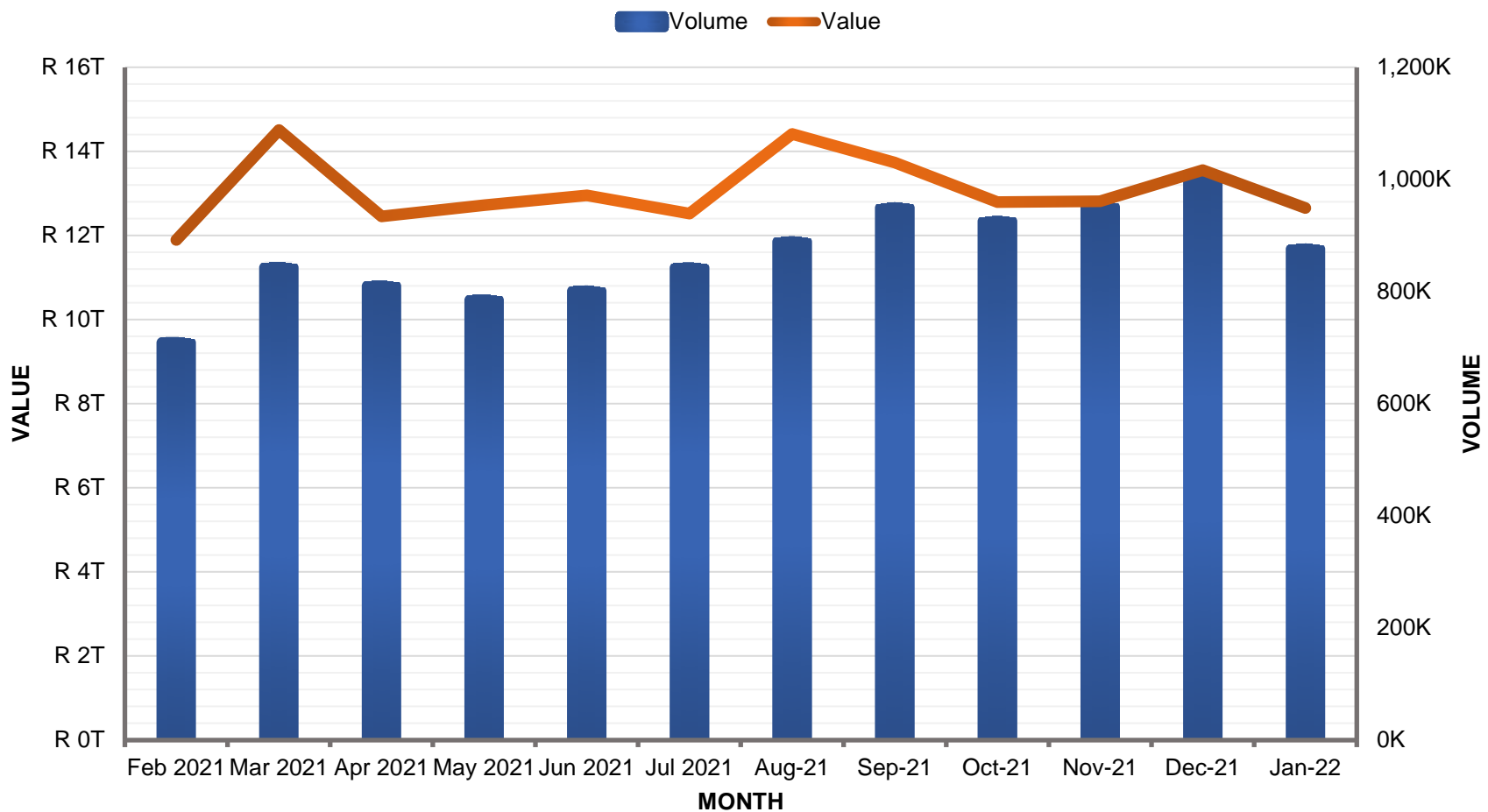
SAMOS Message Values and Volumes



Daily Values and Volumes per month		
Date	Value	Volume
2022-01-03	R 607,585,246,802.16	33,822
2022-01-04	R 487,352,940,170.39	30,947
2022-01-05	R 611,983,319,783.37	33,078
2022-01-06	R 472,551,785,643.76	30,828
2022-01-07	R 463,794,896,004.50	39,268
2022-01-08	R 50,962,369,484.38	3,222
2022-01-10	R 510,284,762,092.03	35,024
2022-01-11	R 408,011,803,396.63	32,720
2022-01-12	R 655,275,946,656.13	30,033
2022-01-13	R 501,508,083,065.82	29,815
2022-01-14	R 632,586,076,518.52	48,666
2022-01-15	R 55,983,915,368.23	5,326
2022-01-17	R 449,762,439,858.32	32,361
2022-01-18	R 510,623,512,939.76	35,378
2022-01-19	R 585,092,061,454.81	29,618
2022-01-20	R 502,661,089,292.57	33,206
2022-01-21	R 504,404,717,889.40	47,101
2022-01-22	R 46,329,312,993.40	5,247
2022-01-24	R 565,614,898,140.44	42,503
2022-01-25	R 599,494,579,797.19	59,347
2022-01-26	R 733,322,558,295.10	42,249
2022-01-27	R 523,342,206,327.01	40,829
2022-01-28	R 731,519,664,176.79	65,511
2022-01-29	R 57,416,286,942.77	7,554
2022-01-31	R 1,386,129,141,234.99	81,890
Total	R 12,653,593,614,328.50	875,543
Average	R 506,143,744,573.14	35,022



SAMOS Message Values and Volumes



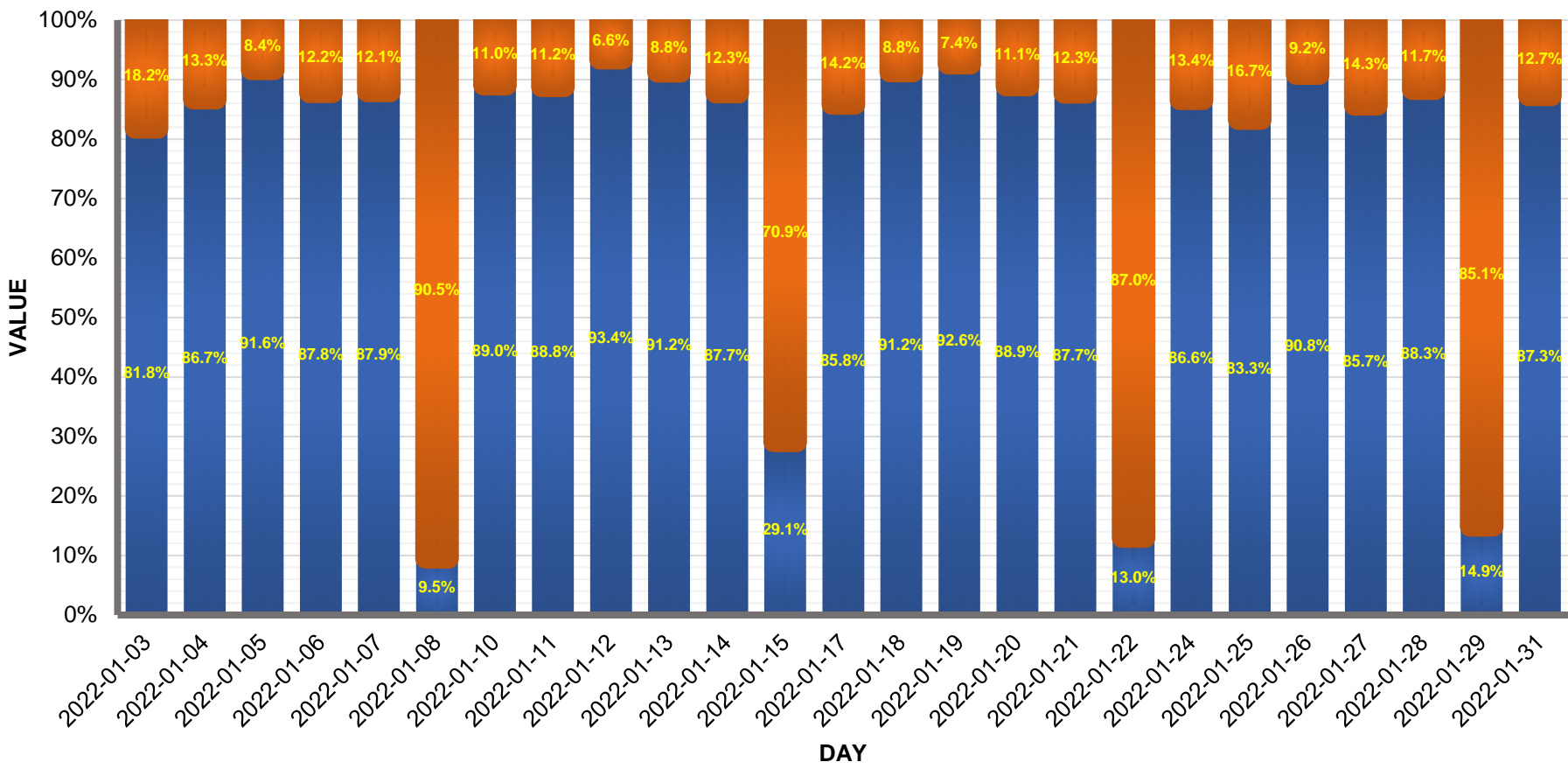
Message Values and Volumes - Monthly		
Month	Value	Volume
Feb 2021	R 11,894,162,612,644.20	708,636
Mar 2021	R 14,509,067,819,227.00	842,908
Apr 2021	R 12,454,410,334,064.70	809,898
May 2021	R 12,724,826,157,788.40	784,496
Jun 2021	R 12,954,235,245,894.50	800,855
Jul 2021	R 12,525,865,184,255.40	842,199
Aug-21	R 14,415,771,092,780.40	888,484
Sep-21	R 13,736,329,599,590.70	949,205
Oct-21	R 12,797,016,917,308.70	925,189
Nov-21	R 12,813,498,073,060.60	950,797
Dec-21	R 13,554,228,317,197.00	1,004,185
Jan-22	R 12,653,593,614,328.50	875,543
Total	R 157,033,004,968,140.00	10,382,395
Average	R 13,086,083,747,345.00	865,200



RTL / Batches Message Values for January 2022

RTL Value / Batches Value

■ RTL% ■ Batches%



RTL / Batches Message Values		
Date	RTL	Batches
2022-01-03	R 384,507,881,520.73	R 85,480,115,800.82
2022-01-04	R 334,492,098,744.75	R 51,423,534,439.00
2022-01-05	R 429,941,686,971.00	R 39,334,046,689.54
2022-01-06	R 315,351,193,810.51	R 43,870,630,842.62
2022-01-07	R 315,658,037,243.84	R 43,363,329,851.77
2022-01-08	R 1,311,619,393.09	R 12,455,711,996.83
2022-01-10	R 332,457,814,144.04	R 40,918,212,624.09
2022-01-11	R 279,680,892,165.36	R 35,340,834,686.78
2022-01-12	R 487,614,088,735.16	R 34,262,434,040.21
2022-01-13	R 359,975,537,093.98	R 34,665,311,492.23
2022-01-14	R 435,919,661,504.38	R 60,966,928,392.91
2022-01-15	R 7,265,616,780.52	R 17,705,000,857.38
2022-01-17	R 270,027,564,460.60	R 44,699,007,405.82
2022-01-18	R 367,474,992,133.34	R 35,263,529,599.44
2022-01-19	R 433,958,907,780.66	R 34,793,221,100.15
2022-01-20	R 342,412,851,621.58	R 42,828,717,669.37
2022-01-21	R 337,278,003,117.58	R 47,350,241,745.82
2022-01-22	R 2,117,682,631.43	R 14,211,280,230.71
2022-01-24	R 381,647,847,690.80	R 58,952,224,295.06
2022-01-25	R 398,179,233,062.08	R 80,111,113,433.84
2022-01-26	R 509,951,177,180.78	R 51,531,945,336.41
2022-01-27	R 344,075,650,964.67	R 57,634,173,394.83
2022-01-28	R 536,469,498,530.89	R 71,109,340,638.00
2022-01-29	R 3,719,427,487.27	R 21,312,127,778.63
2022-01-31	R 896,648,245,843.56	R 130,751,180,838.36
Total	R 8,508,137,210,612.60	R 1,190,334,195,180.62
Average	R 340,325,488,424.50	R 47,613,367,807.22

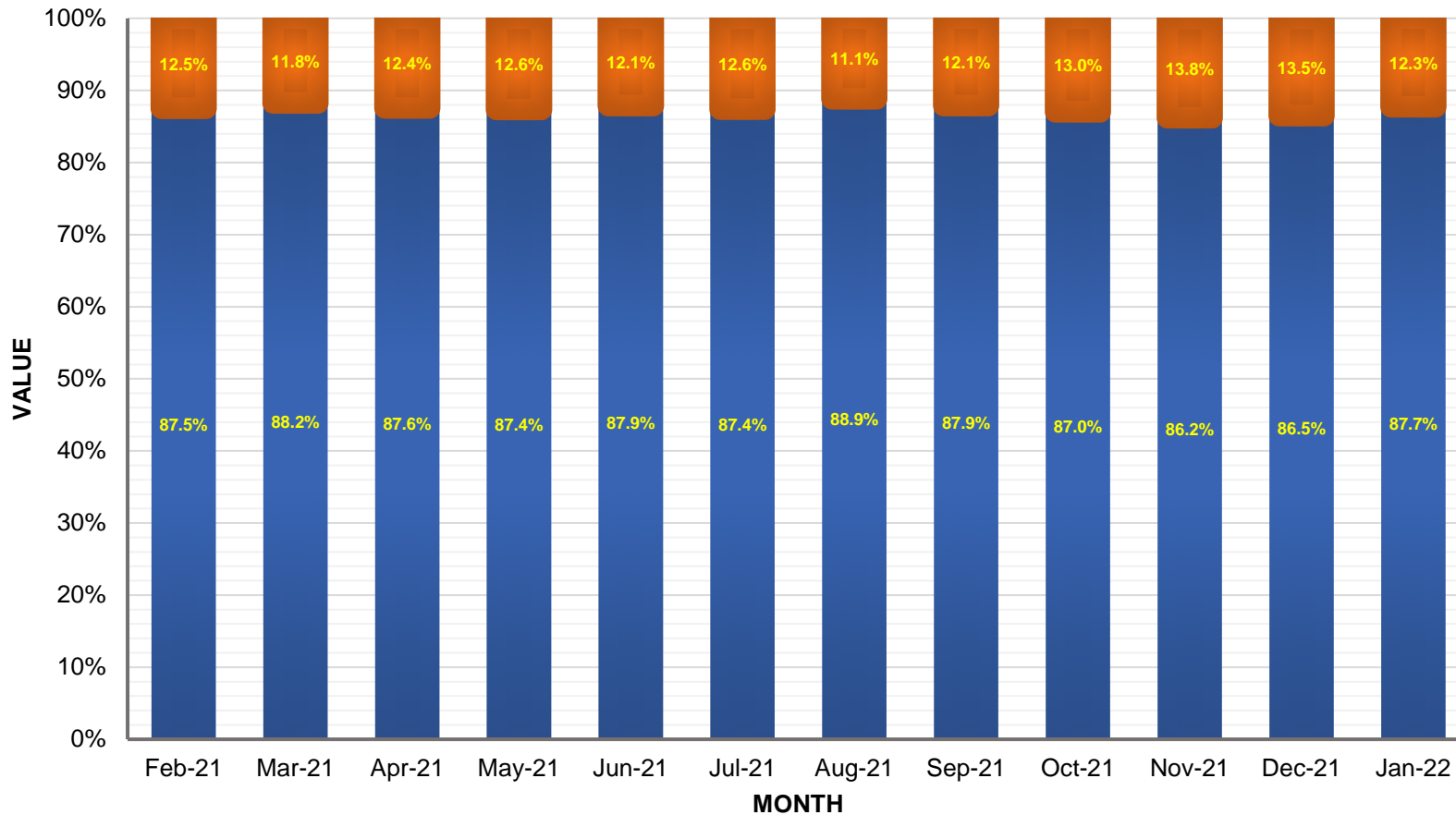




RTL / Batches Message Values for 12 Months (February 2021 – January 2022)

RTL Value / Batches Value

■ RTL% ■ Batches%



RTL / Batches Message Values		
Month	RTL	Batches
Feb-21	R 7,958,669,906,460.55	R 1,135,808,449,552.93
Mar-21	R 9,785,774,806,059.13	R 1,303,474,338,207.42
Apr-21	R 8,483,383,028,255.66	R 1,202,187,896,656.08
May-21	R 8,567,625,480,394.57	R 1,239,529,480,674.59
Jun-21	R 8,898,669,942,111.00	R 1,226,015,262,350.39
Jul-21	R 8,533,195,059,202.26	R 1,231,438,314,935.31
Aug-21	R 9,933,925,747,899.71	R 1,246,618,314,466.68
Sep-21	R 9,379,614,902,475.89	R 1,291,633,251,635.64
Oct-21	R 8,723,128,440,506.37	R 1,300,855,402,489.18
Nov-21	R 8,608,225,269,475.54	R 1,377,180,843,050.00
Dec-21	R 9,339,614,157,478.52	R 1,457,639,397,168.22
Jan-22	R 8,508,137,210,612.60	R 1,190,334,195,180.62
Total	R 106,719,963,950,932.00	R 15,202,715,146,367.10
Average	R 8,893,330,329,244.32	R 1,266,892,928,863.92



SOUTH AFRICAN RESERVE BANK



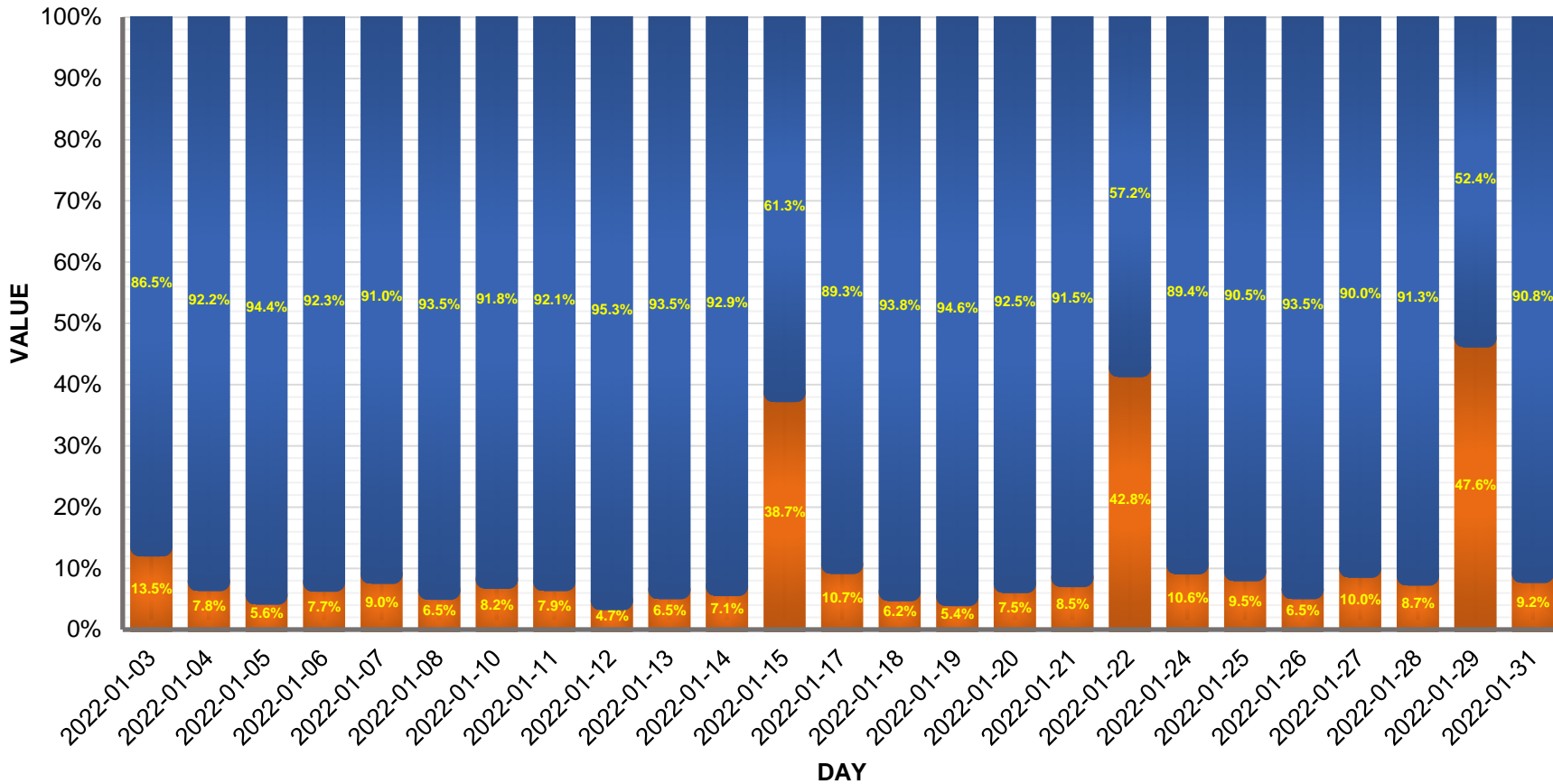
A purposeful journey



Day and Night Settlement Values for January 2022

Day Value, Night Value

■ Night Value% ■ Day Value%

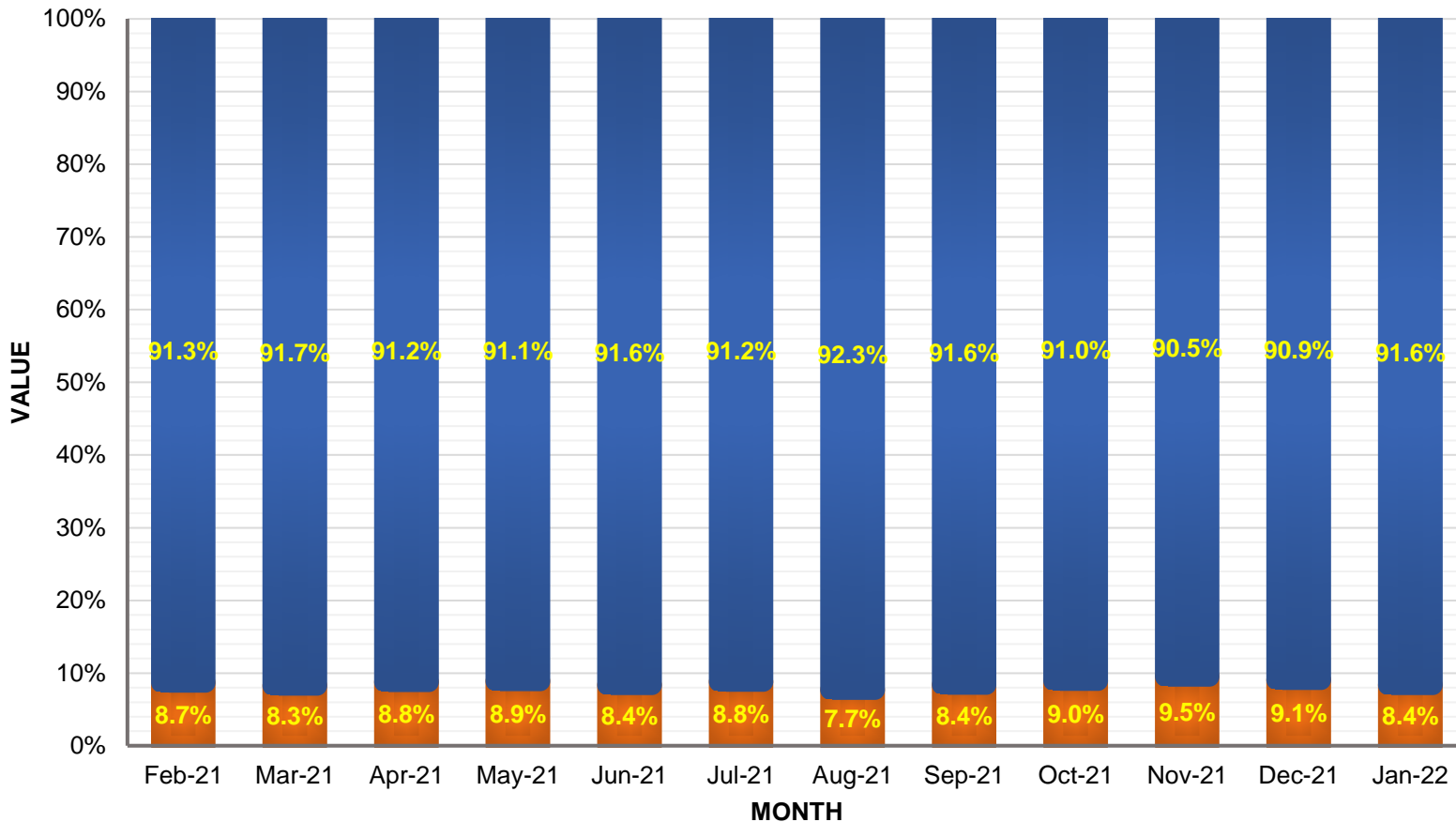


Day and Night Settlement Values		
Date	Night Value	Day Value
2022-01-03	R 63,544,815,589.51	R 406,443,190,644.54
2022-01-04	R 30,229,476,612.79	R 355,686,156,570.96
2022-01-05	R 26,354,165,048.24	R 442,921,568,612.30
2022-01-06	R 27,773,052,159.35	R 331,449,395,181.28
2022-01-07	R 32,354,143,882.76	R 326,667,223,212.85
2022-01-08	R 888,723,039.23	R 12,878,608,350.69
2022-01-10	R 30,785,352,581.87	R 342,590,674,186.26
2022-01-11	R 24,757,072,882.86	R 290,265,296,901.98
2022-01-12	R 24,623,209,950.23	R 497,253,312,825.14
2022-01-13	R 25,775,531,004.38	R 368,865,317,581.83
2022-01-14	R 35,125,913,104.45	R 461,760,676,792.84
2022-01-15	R 9,666,513,471.61	R 15,304,104,166.29
2022-01-17	R 33,528,822,245.85	R 281,197,749,620.57
2022-01-18	R 24,902,817,009.88	R 377,835,704,722.90
2022-01-19	R 25,340,839,622.25	R 443,411,289,258.56
2022-01-20	R 28,880,396,863.65	R 356,361,172,427.30
2022-01-21	R 32,689,844,702.10	R 351,938,400,161.30
2022-01-22	R 6,982,244,384.51	R 9,346,718,477.63
2022-01-24	R 46,692,938,160.69	R 393,907,133,825.17
2022-01-25	R 45,218,002,593.18	R 433,072,479,676.27
2022-01-26	R 36,718,363,331.29	R 524,764,759,185.90
2022-01-27	R 40,315,771,944.40	R 361,394,052,415.10
2022-01-28	R 53,022,025,157.94	R 554,556,814,010.95
2022-01-29	R 11,921,535,359.53	R 13,110,019,906.37
2022-01-31	R 94,352,626,369.14	R 933,046,800,312.78
Total	R 812,444,197,071.69	R 8,886,028,619,027.76
Average	R 32,497,767,882.87	R 355,441,144,761.11



Day Value, Night Value

■ Night Value% ■ Day Value%



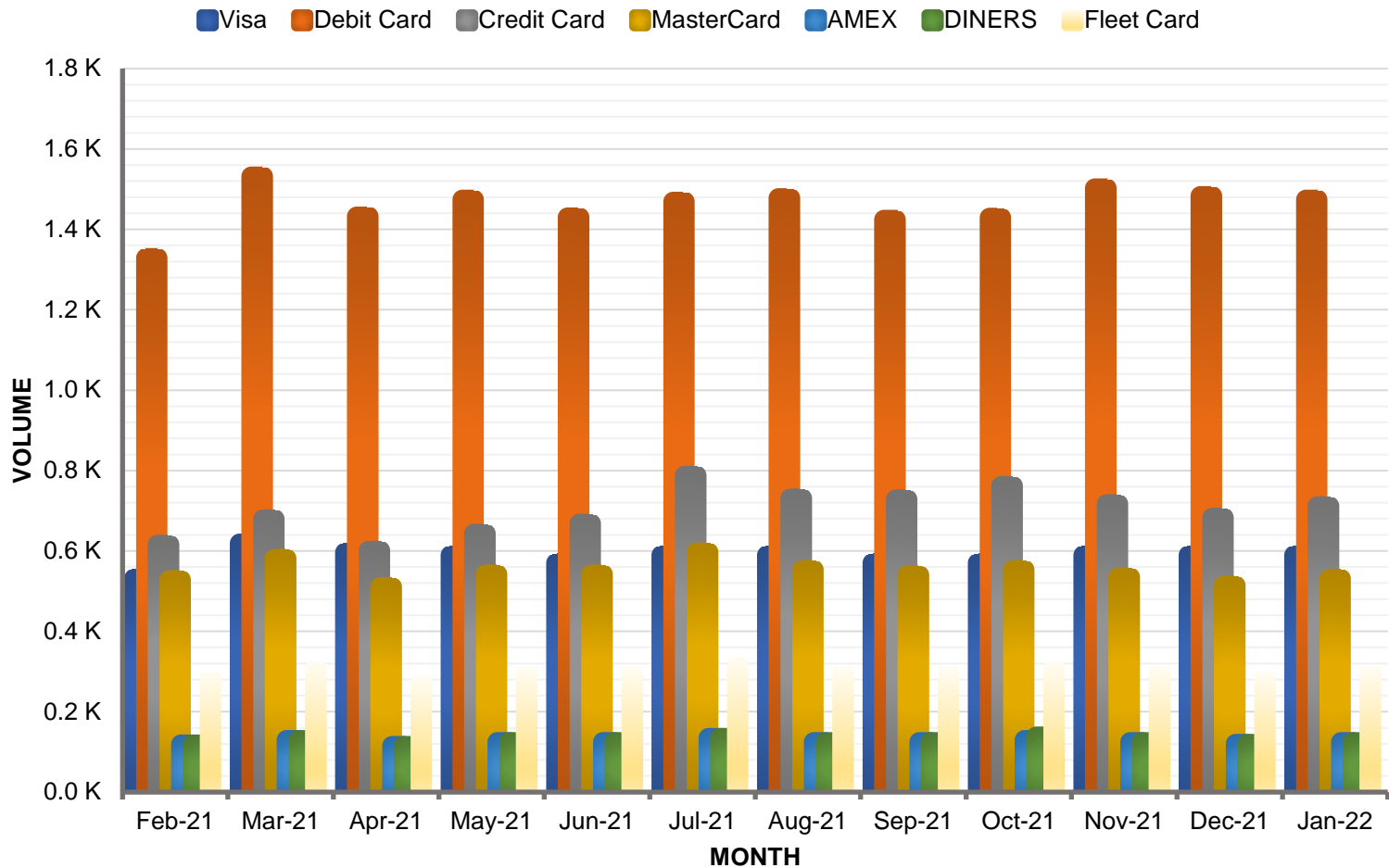
Day and Night Settlement Values		
Month	Night Value	Day Value
Feb-21	R 802,718,227,966.52	R 8,426,792,249,692.66
Mar-21	R 904,578,660,018.58	R 10,026,499,484,697.60
Apr-21	R 843,380,310,105.92	R 8,767,660,131,169.24
May-21	R 867,772,297,364.99	R 8,872,080,430,730.62
Jun-21	R 847,112,267,829.01	R 9,277,573,731,824.28
Jul-21	R 861,691,787,537.48	R 8,902,942,683,089.92
Aug-21	R 862,567,858,200.75	R 10,317,976,968,871.00
Sep-21	R 895,177,660,528.66	R 9,776,071,262,370.83
Oct-21	R 897,991,917,577.31	R 9,125,992,850,415.36
Nov-21	R 949,345,239,936.87	R 9,036,061,656,632.28
Dec-21	R 978,260,499,161.12	R 9,818,993,200,696.57
Jan-22	R 812,444,197,071.69	R 8,886,028,619,027.76
Total	R 10,523,040,923,298.90	R 111,234,673,269,218.00
Average	R 876,920,076,941.58	R 9,269,556,105,768.18





Cards Message Volumes from February 2021 – January 2022

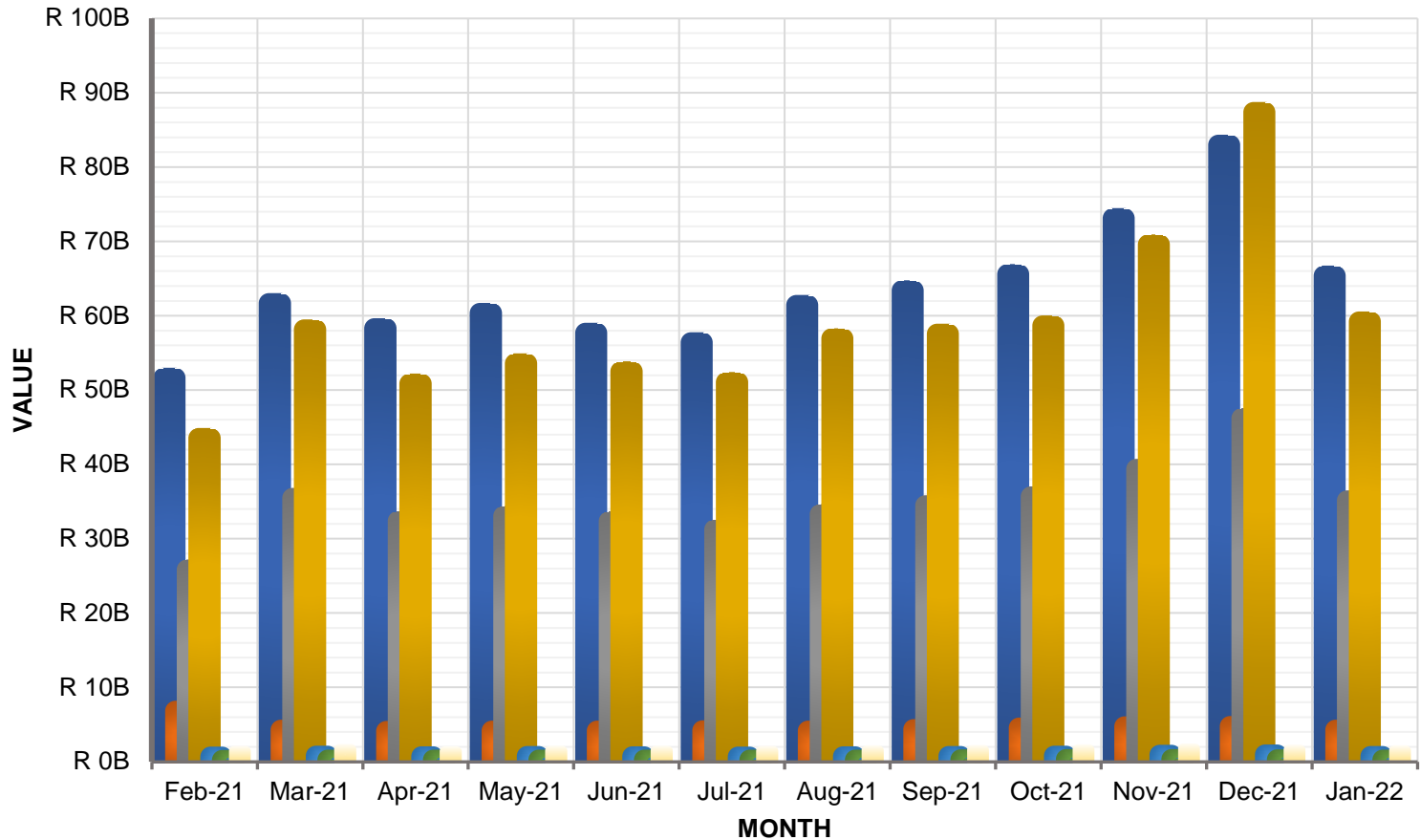
Cards Message Volumes



Cards Monthly Volume							
Month	Visa	Debit Card	Credit Card	MasterCard	AMEX	DINERS	Fleet Card
Feb-21	532	1,329	616	528	119	119	288
Mar-21	619	1,532	679	581	130	130	312
Apr-21	596	1,432	601	510	115	115	276
May-21	589	1,474	643	542	125	125	300
Jun-21	570	1,430	668	542	125	125	300
Jul-21	589	1,469	788	597	135	135	324
Aug-21	589	1,478	731	553	125	125	300
Sep-21	570	1,424	729	540	125	125	300
Oct-21	570	1,429	762	553	130	139	312
Nov-21	589	1,502	717	535	125	125	300
Dec-21	589	1,483	683	514	120	120	288
Jan-22	589	1,474	712	531	125	125	300
Total	6,991	17,456	8,329	6,526	1,499	1,508	3,600
Average	583	1,455	694	544	125	126	300

Cards Message Values

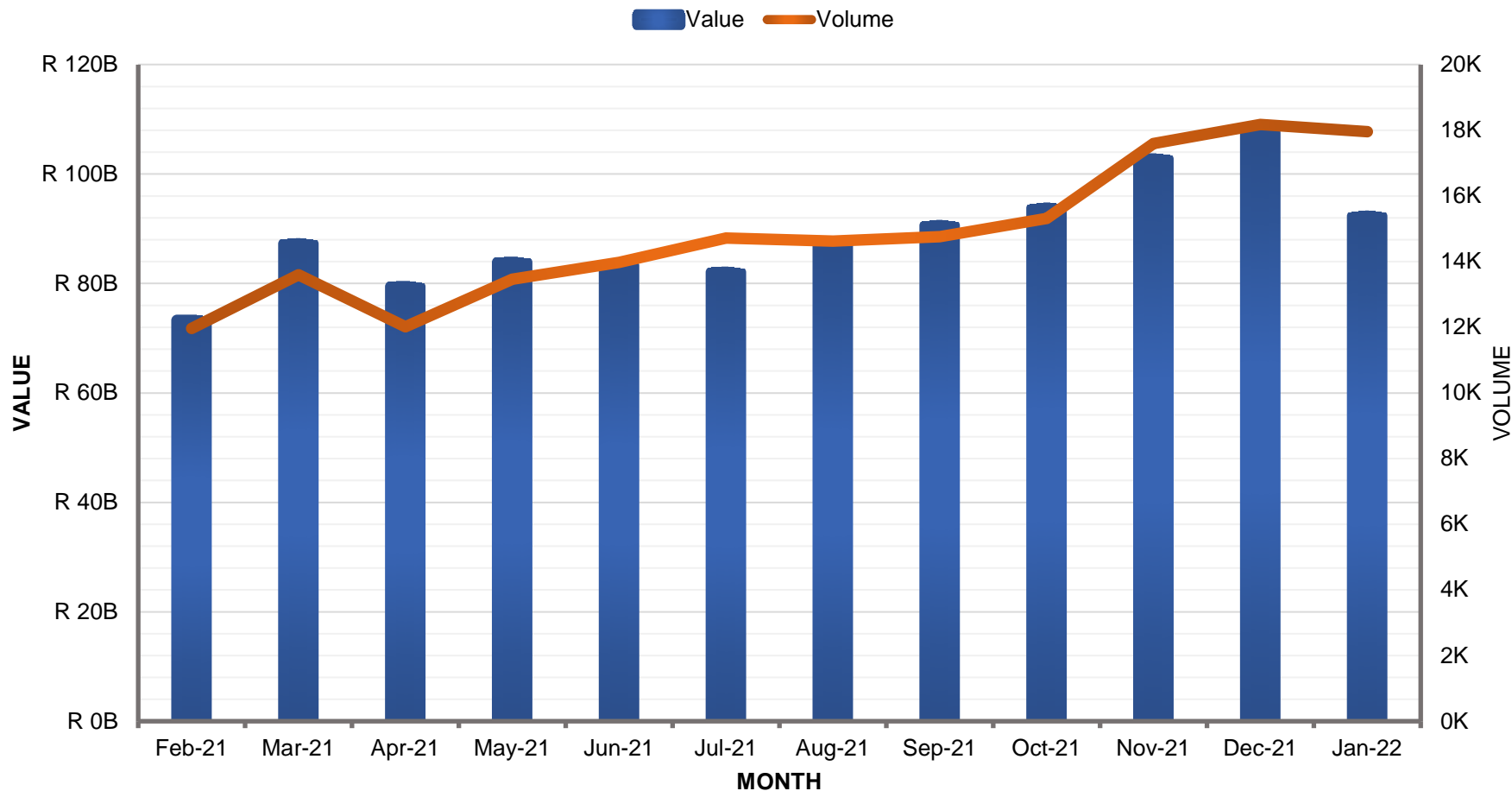
■ Visa
 ■ Debit Card
 ■ Credit Card
 ■ MasterCard
 ■ AMEX
 ■ DINERS
 ■ Fleet Card



Cards Monthly Values			
Month	Visa	Debit Card	Credit Card
Feb-21	R 51,613,508,030.70	R 6,823,102,153.82	R 25,858,732,939.81
Mar-21	R 61,681,390,092.86	R 4,297,225,291.26	R 35,479,978,674.59
Apr-21	R 58,289,126,486.17	R 4,117,361,803.17	R 32,364,407,720.02
May-21	R 60,357,874,739.86	R 4,177,157,901.81	R 33,035,805,014.25
Jun-21	R 57,693,685,408.17	R 4,176,598,256.68	R 32,355,619,485.30
Jul-21	R 56,403,221,142.42	R 4,205,074,572.74	R 31,226,766,979.04
Aug-21	R 61,414,202,726.57	R 4,161,972,529.33	R 33,273,402,922.86
Sep-21	R 63,413,145,542.51	R 4,346,596,209.23	R 34,487,211,509.68
Oct-21	R 65,566,369,333.73	R 4,560,022,981.12	R 35,666,952,571.47
Nov-21	R 73,097,562,792.27	R 4,721,228,018.74	R 39,378,144,641.87
Dec-21	R 82,983,364,868.39	R 4,764,147,009.67	R 46,193,551,423.83
Jan-22	R 65,372,668,358.41	R 4,274,106,815.82	R 35,144,673,128.10
Total	R 757,886,119,522.06	R 54,624,593,543.39	R 414,465,247,010.82
Average	R 63,157,176,626.84	R 4,552,049,461.95	R 34,538,770,584.24

Cards Monthly Values				
Month	MasterCard	AMEX	DINERS	Fleet Card
Feb-21	R 43,540,980,550.54	R 648,077,000.29	R 223,106,812.55	R 1,436,580,972.87
Mar-21	R 58,137,679,030.38	R 780,969,705.43	R 261,085,099.11	R 1,696,836,064.54
Apr-21	R 50,834,509,104.84	R 701,093,099.29	R 245,242,464.86	R 1,411,590,448.23
May-21	R 53,568,032,938.18	R 735,325,320.62	R 254,109,457.40	R 1,499,602,861.86
Jun-21	R 52,482,246,663.78	R 710,007,211.12	R 248,092,727.28	R 1,466,844,886.02
Jul-21	R 51,061,915,009.86	R 668,155,808.43	R 232,405,565.42	R 1,440,986,397.36
Aug-21	R 56,930,305,176.24	R 697,447,264.93	R 245,197,951.59	R 1,538,728,701.82
Sep-21	R 57,551,704,266.00	R 725,690,069.67	R 291,520,840.79	R 1,574,842,544.44
Oct-21	R 58,659,777,732.12	R 775,713,555.77	R 317,357,554.72	R 1,647,626,453.22
Nov-21	R 69,559,012,487.86	R 916,101,436.09	R 311,855,806.75	R 1,772,112,265.20
Dec-21	R 87,381,578,544.18	R 934,511,754.90	R 270,814,123.86	R 1,597,068,600.61
Jan-22	R 59,224,234,770.92	R 745,355,506.47	R 246,590,011.23	R 1,508,688,212.52
Total	R 698,931,976,274.90	R 9,038,447,733.01	R 3,147,378,415.56	R 18,591,508,408.69
Average	R 58,244,331,356.24	R 753,203,977.75	R 262,281,534.63	R 1,549,292,367.39

Real Time Clearing (RTC) Monthly Values and Volumes



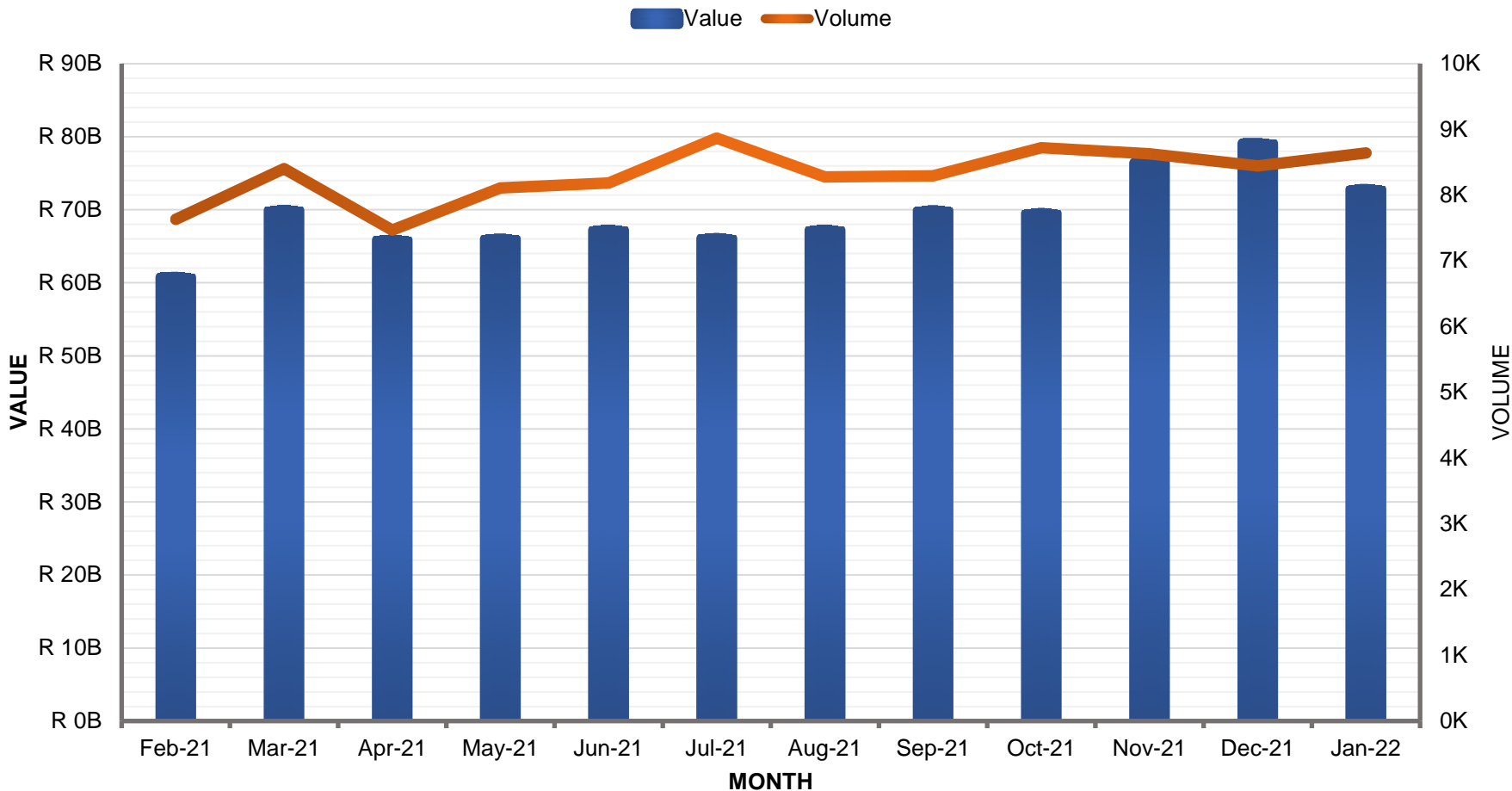
RTC Monthly Value and Volumes		
Month	Value	Volume
Feb-21	R 73,253,995,691.38	11,962
Mar-21	R 87,243,133,197.70	13,598
Apr-21	R 79,416,641,040.47	12,017
May-21	R 83,846,988,081.22	13,461
Jun-21	R 83,233,567,300.55	13,975
Jul-21	R 82,019,751,136.90	14,719
Aug-21	R 87,483,350,413.45	14,624
Sep-21	R 90,575,684,179.71	14,762
Oct-21	R 93,739,663,480.05	15,311
Nov-21	R 102,765,722,406.91	17,595
Dec-21	R 107,530,532,891.20	18,175
Jan-22	R 92,308,619,315.20	17,955
Total	R 1,063,417,649,134.74	178,154
Average	R 88,618,137,427.90	14,846





Electronic Funds Transfer (EFT) DR Monthly Values and Volumes from February 2021 – January 2022

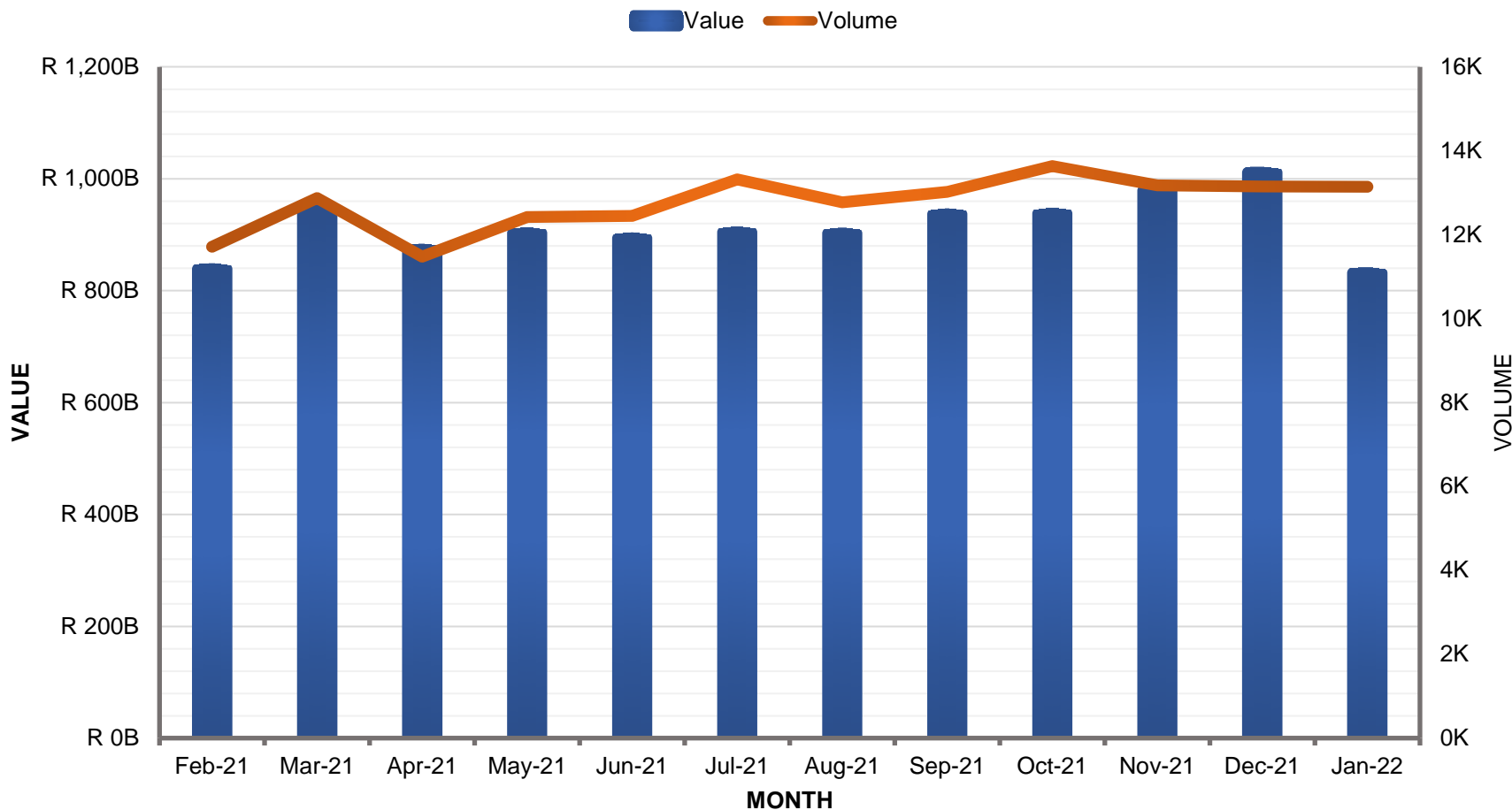
Electronic Funds Transfer (EFT) DR Monthly Values and Volumes



EFT DR Monthly Value and Volumes		
Month	Value	Volume
Feb-21	R 60,742,446,165.10	7,631
Mar-21	R 69,877,963,734.87	8,402
Apr-21	R 65,807,358,462.77	7,469
May-21	R 65,987,522,886.43	8,111
Jun-21	R 67,194,025,520.79	8,184
Jul-21	R 66,026,818,346.82	8,869
Aug-21	R 67,183,371,794.74	8,275
Sep-21	R 69,835,371,654.65	8,295
Oct-21	R 69,482,381,095.20	8,721
Nov-21	R 76,386,117,525.76	8,630
Dec-21	R 79,056,944,407.69	8,446
Jan-22	R 72,772,803,447.44	8,639
Total	R 830,353,125,042.26	99,672
Average	R 69,196,093,753.52	8,306



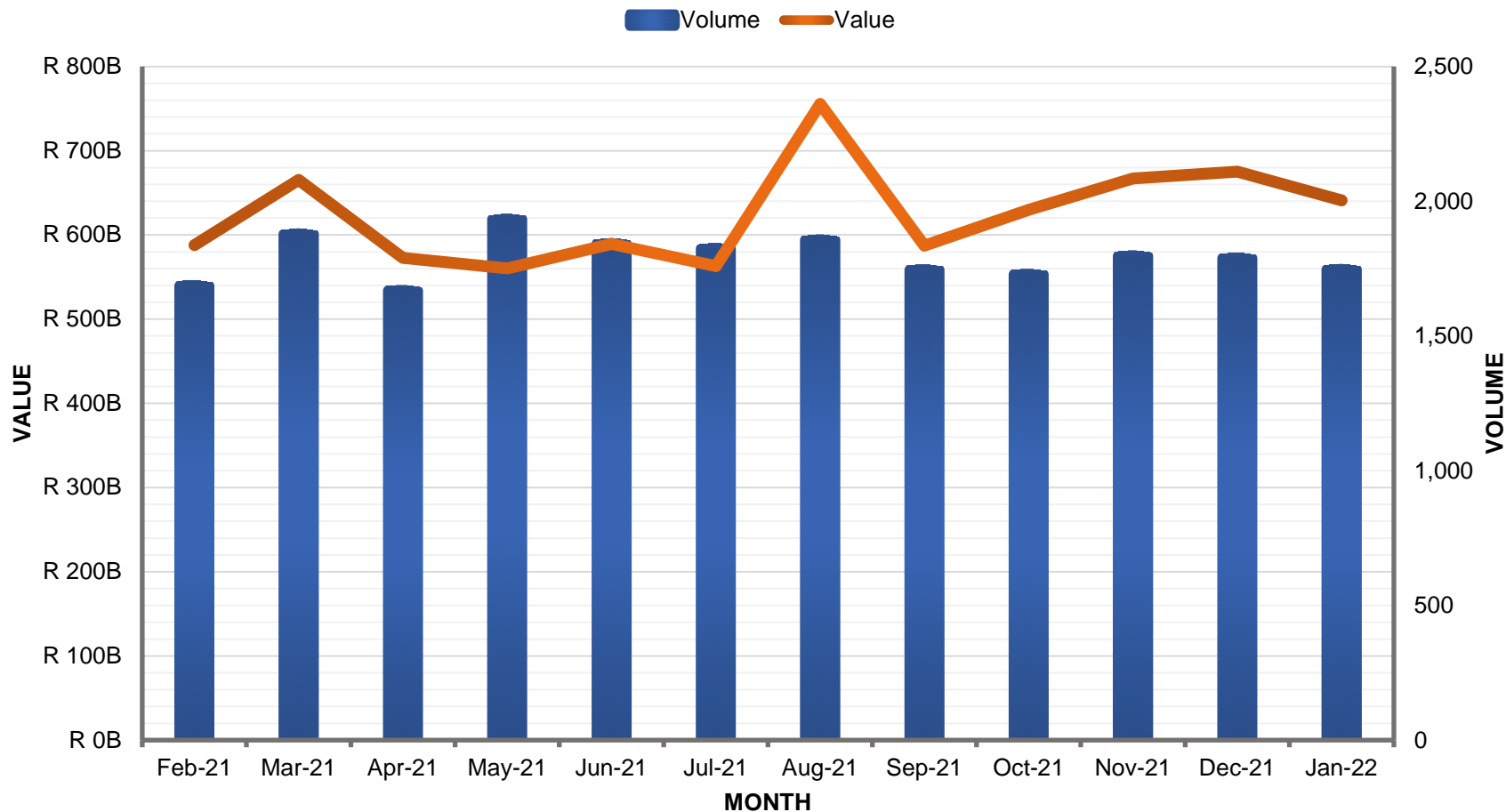
Electronic Funds Transfer (EFT) CR Monthly Values and Volumes



EFT CR Monthly Value and Volumes		
Month	Value	Volume
Feb-21	R 838,643,846,432.43	11,716
Mar-21	R 948,127,676,512.64	12,875
Apr-21	R 873,696,799,026.79	11,480
May-21	R 903,054,955,858.89	12,420
Jun-21	R 893,823,471,486.35	12,451
Jul-21	R 904,455,138,344.22	13,318
Aug-21	R 902,106,514,264.75	12,775
Sep-21	R 936,526,980,957.11	13,022
Oct-21	R 937,609,995,219.49	13,636
Nov-21	R 978,547,868,356.94	13,177
Dec-21	R 1,011,102,805,865.88	13,149
Jan-22	R 831,522,325,933.44	13,144
Total	R 10,959,218,378,258.90	153,163
Average	R 913,268,198,188.24	12,764

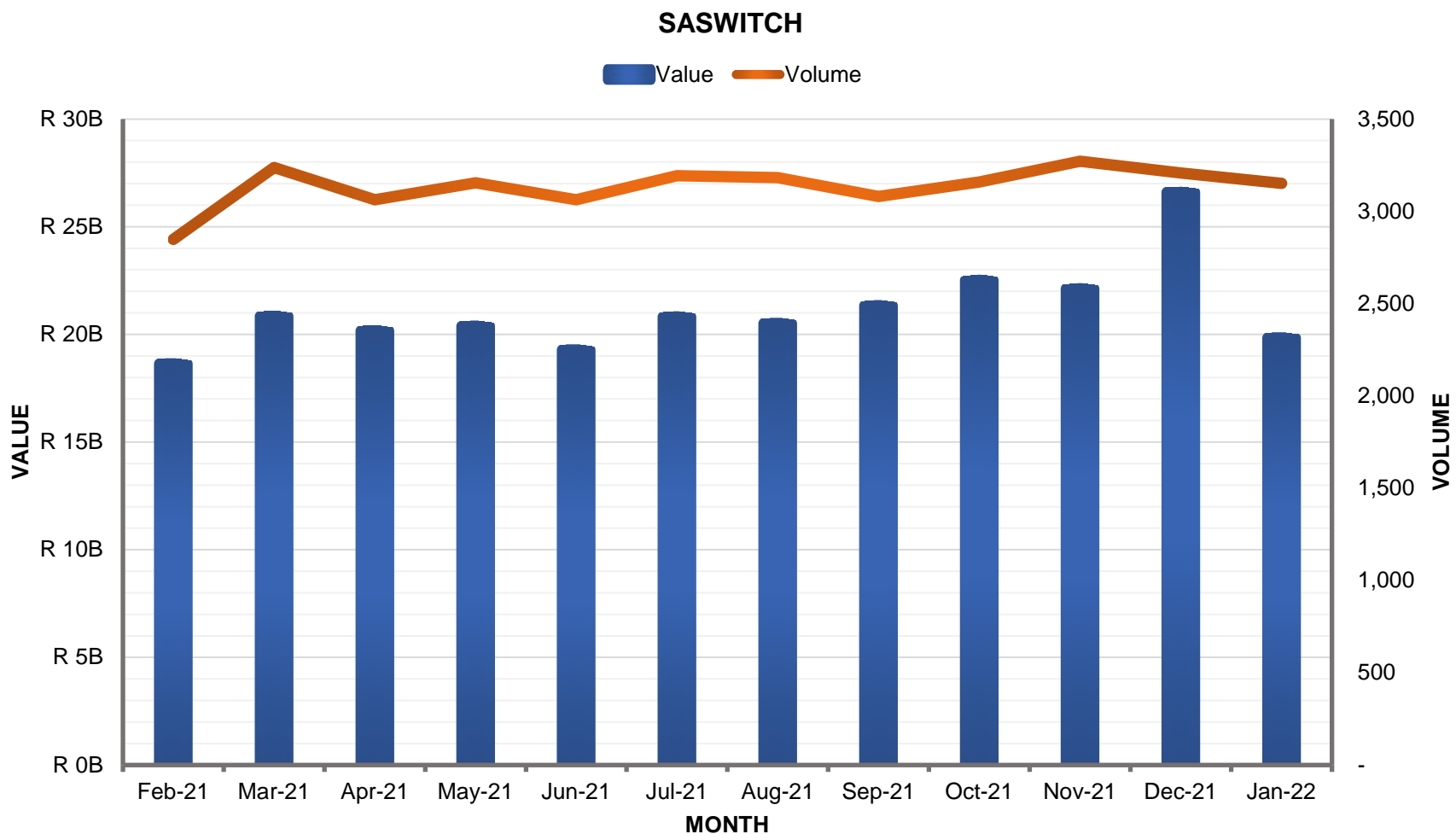


CLS Settlement - Monthly Values and Volumes



CLS Settlement - Monthly Values and Volumes		
Month	Value	Volume
Feb-21	R 587,976,456,710.74	1,685
Mar-21	R 665,331,174,747.98	1,878
Apr-21	R 572,706,982,934.20	1,667
May-21	R 560,247,007,460.60	1,933
Jun-21	R 589,490,076,008.98	1,842
Jul-21	R 563,012,318,519.60	1,824
Aug-21	R 755,677,691,829.12	1,855
Sep-21	R 587,229,790,060.12	1,745
Oct-21	R 629,995,394,175.98	1,728
Nov-21	R 667,137,774,752.52	1,796
Dec-21	R 675,317,940,502.32	1,788
Jan-22	R 641,061,775,710.54	1,746
Total	R 7,495,184,383,412.70	21,487
Average	R 624,598,698,617.73	1,791

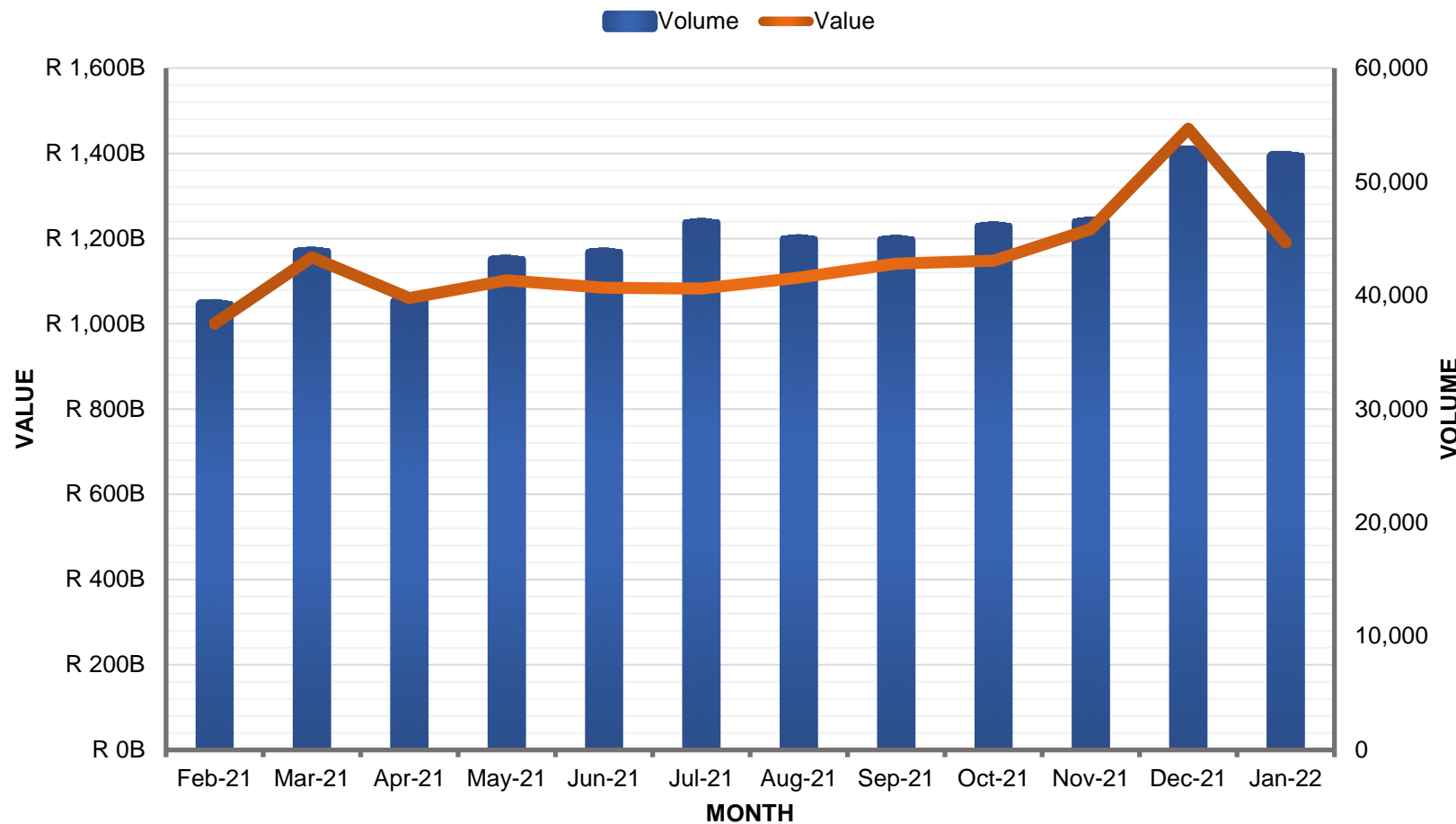




SASWITCH Monthly Values		
Month	Value	Volume
Feb-21	R 18,624,363,172.04	2,848
Mar-21	R 20,830,882,022.79	3,237
Apr-21	R 20,158,633,299.88	3,062
May-21	R 20,373,954,652.64	3,154
Jun-21	R 19,274,741,227.47	3,063
Jul-21	R 20,811,755,555.96	3,193
Aug-21	R 20,510,304,263.30	3,182
Sep-21	R 21,333,555,856.80	3,081
Oct-21	R 22,511,799,874.69	3,159
Nov-21	R 22,120,039,211.96	3,271
Dec-21	R 26,590,148,103.96	3,208
Jan-22	R 19,829,367,358.42	3,152
Total	R 252,969,544,599.91	37,610
Average	R 21,080,795,383.33	3,134



Retail Monthly Values and Volumes



Retail Monthly Values and Volumes		
Month	Value	Volume
Feb-21	R 1,000,468,668,437.44	39,167
Mar-21	R 1,156,080,857,614.72	43,786
Apr-21	R 1,060,217,483,768.75	39,411
May-21	R 1,102,177,144,052.71	43,081
Jun-21	R 1,084,747,898,138.06	43,709
Jul-21	R 1,082,642,024,155.41	46,313
Aug-21	R 1,108,159,861,000.61	44,875
Sep-21	R 1,141,233,051,315.55	44,817
Oct-21	R 1,147,800,656,197.14	46,001
Nov-21	R 1,222,566,265,456.36	46,428
Dec-21	R 1,457,639,397,168.22	52,669
Jan-22	R 1,190,334,195,180.62	52,188
Total	R 13,754,067,502,485.60	542,445
Average	R 1,146,172,291,873.80	45,204



Summerised totals		
Receiver	Volume	Value
RTL Total	817,628	R 8,508,137,210,612.60
Retail	52,188	R 1,190,334,195,180.62
Payment Cash Withdrawal/Deposit (KPSBV)	7,885	R 434,502,835,814.36
Payment Dematerialised MM Instrument (MPDEM)	3,285	R 142,110,072,615.46
Payment any Derivative Instrument (OPDER)	2,145	R 26,914,940,867.60
Rand Payments i.r.o FX Deals for CLS (SPCLS)	1,751	R 643,746,233,014.11
Daily BMA Settlements (SPBMA)	543	R 252,995,370,172.13
Payment any Money Market Product (MPMMI)	378	R 142,551,431,121.23
STRATE Planned Payments Confirmed on T+4 (SPLNY)	391	R 36,330,337,825.80
Settlement of Derivative Margin Calls (OSDMC)	191	R 22,164,700,436.91
STRATE Same Day Confirmed Settlements (SPLNN)	50	R 9,629,695,578.49

