



Settlement Statistics and Indicators

October 2021



SOUTH AFRICAN RESERVE BANK



A purposeful journey

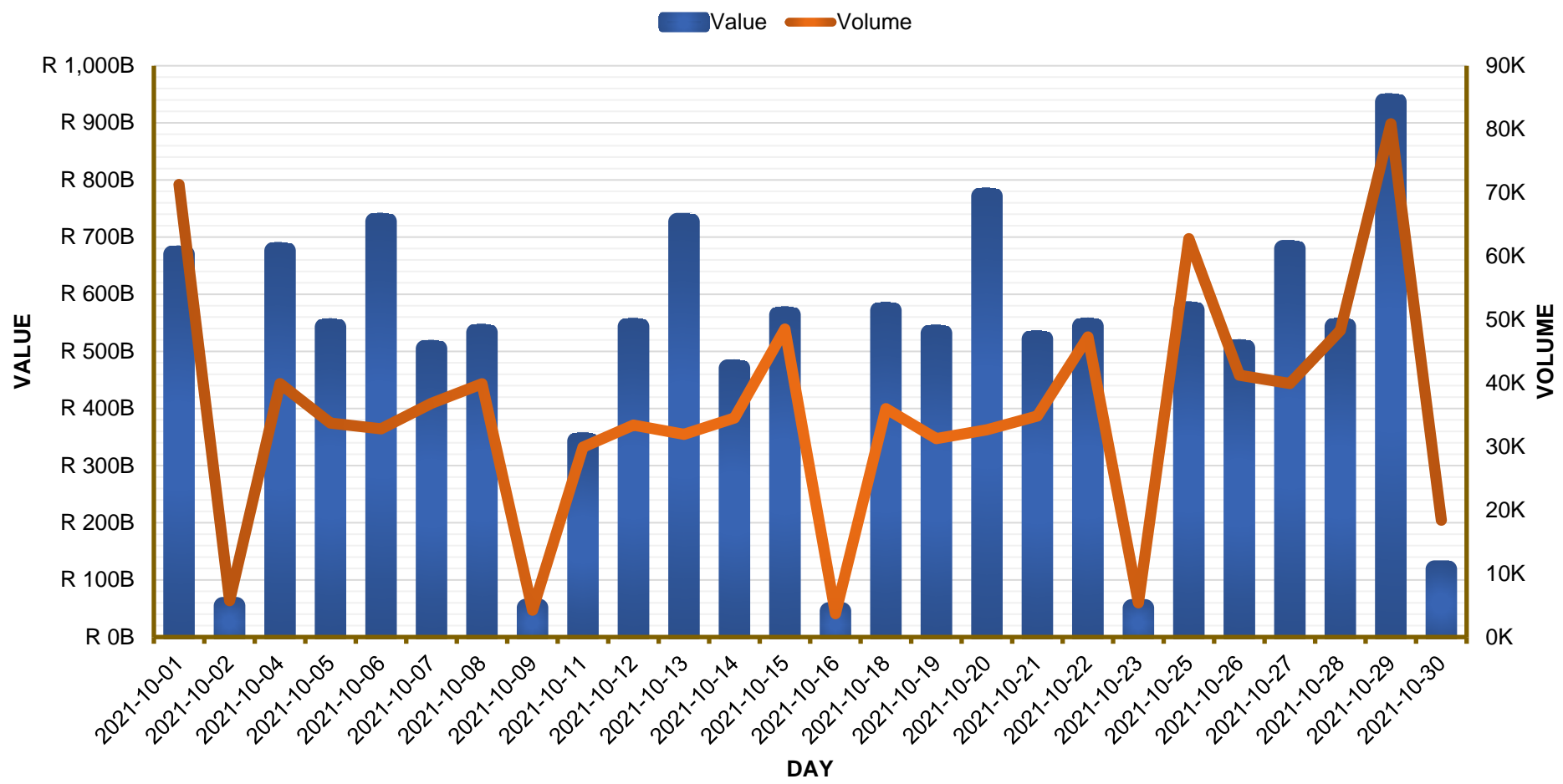
- ✓ In October 2021, SAMOS processed **925,189** transactions to the value of **ZAR 12,797,016,917,308.70**.
- ✓ Peak volume and peak value was **80,847** and **ZAR 936,421,291,454.40** on 29 October 2021.
- ✓ Average number of transactions processed per day were **35,584** representing the average value of **ZAR 492,192,958,358.03**.
- ✓ Monthly peak volume in 10 years was **983,333** in March 2020.
- ✓ Monthly peak value in 10 years was **ZAR16,607,376,015,815.70** in March 2020.





Daily Message Volumes and Values for October 2021

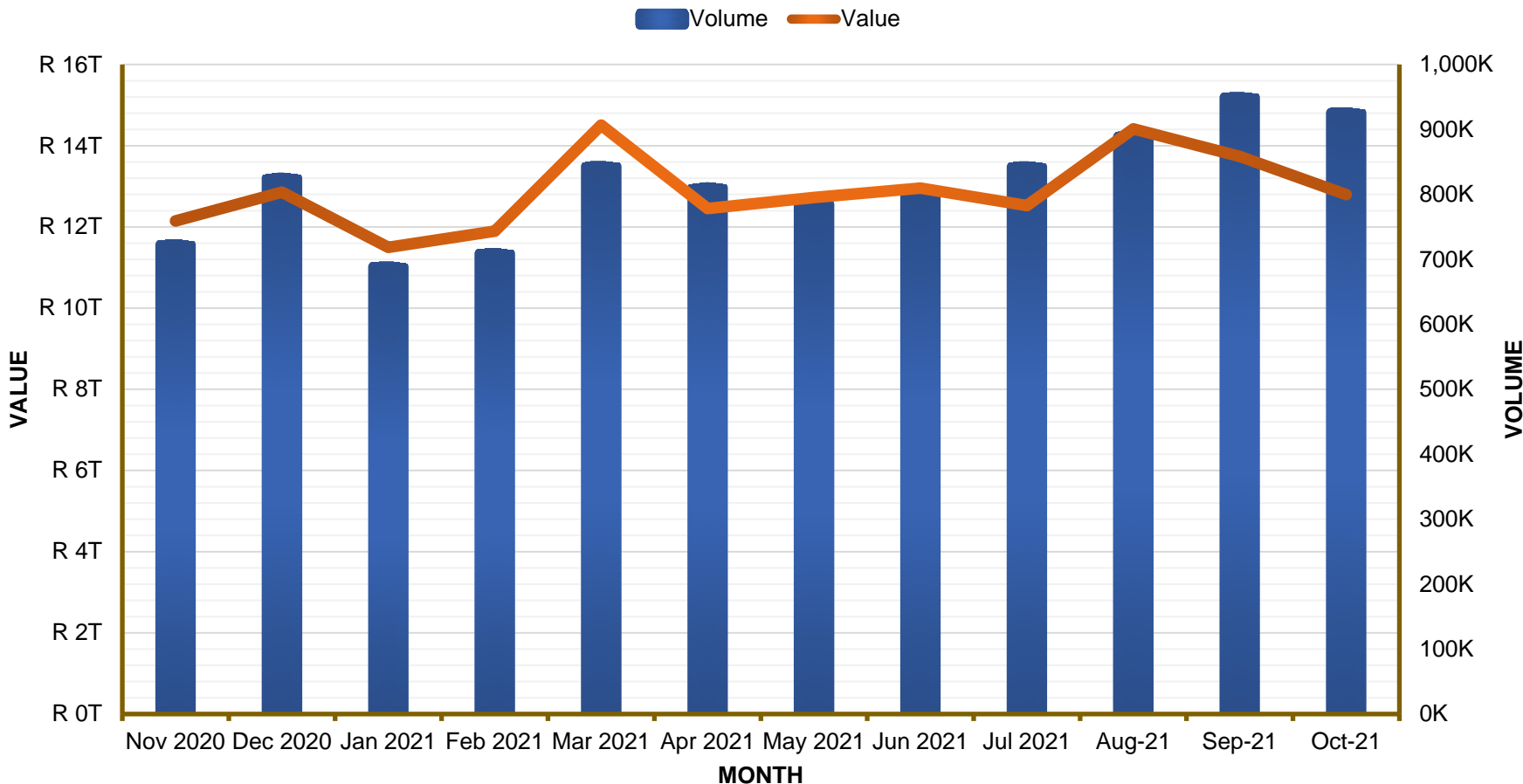
SAMOS Message Values and Volumes



Daily Values and Volumes per month		
Date	Value	Volume
2021-10-01	R 669,792,491,864.35	71,279
2021-10-02	R 54,518,274,272.73	5,737
2021-10-04	R 675,876,263,568.03	39,914
2021-10-05	R 542,438,847,014.32	33,693
2021-10-06	R 727,258,605,641.48	32,801
2021-10-07	R 504,636,142,301.56	36,819
2021-10-08	R 532,879,401,922.47	39,896
2021-10-09	R 51,476,247,689.53	4,242
2021-10-11	R 342,824,680,574.96	29,920
2021-10-12	R 543,154,541,069.49	33,387
2021-10-13	R 726,771,900,247.89	31,934
2021-10-14	R 470,443,546,270.11	34,503
2021-10-15	R 563,520,512,344.85	48,522
2021-10-16	R 45,359,071,713.15	3,688
2021-10-18	R 571,352,921,098.36	35,986
2021-10-19	R 531,615,123,014.00	31,270
2021-10-20	R 771,422,497,270.23	32,648
2021-10-21	R 521,361,710,282.96	34,816
2021-10-22	R 543,792,181,638.02	47,273
2021-10-23	R 50,674,450,775.68	5,385
2021-10-25	R 572,179,128,504.04	62,754
2021-10-26	R 505,784,408,817.19	41,235
2021-10-27	R 679,492,408,001.74	39,932
2021-10-28	R 543,383,070,178.64	48,292
2021-10-29	R 936,421,291,454.40	80,847
2021-10-30	R 118,587,199,778.51	18,416
Total	R 12,797,016,917,308.70	925,189
Average	R 492,192,958,358.03	35,584



SAMOS Message Values and Volumes



Message Values and Volumes - Monthly		
Month	Value	Volume
Nov 2020	R 12,147,830,404,306.80	722,224
Dec 2020	R 12,855,301,563,249.10	824,836
Jan 2021	R 11,495,752,430,298.40	688,114
Feb 2021	R 11,894,162,612,644.20	708,636
Mar 2021	R 14,509,067,819,227.00	842,908
Apr 2021	R 12,454,410,334,064.70	809,898
May 2021	R 12,724,826,157,788.40	784,496
Jun 2021	R 12,954,235,245,894.50	800,855
Jul 2021	R 12,525,865,184,255.40	842,199
Aug-21	R 14,415,771,092,780.40	888,484
Sep-21	R 13,736,329,599,590.70	949,205
Oct-21	R 12,797,016,917,308.70	925,189
Total	R 154,510,569,361,408.00	9,787,044
Average	R 12,875,880,780,117.40	815,587

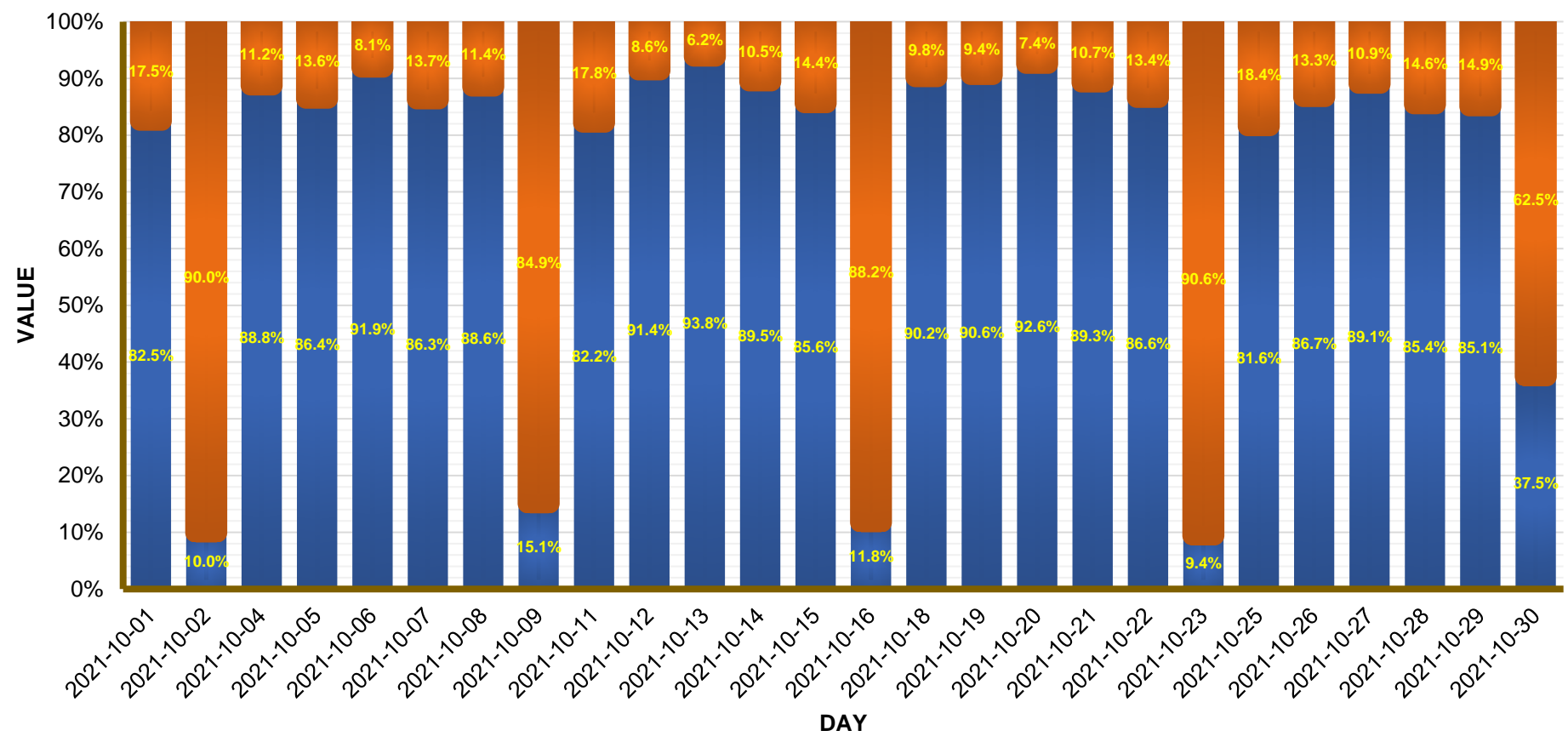




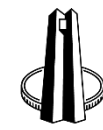
RTL / Batches Message Values for October 2021

RTL Value / Batches Value

■ RTL% ■ Batches%



RTL / Batches Message Values		
Date	RTL	Batches
2021-10-01	R 472,043,411,462.00	R 99,986,399,443.07
2021-10-02	R 2,097,266,889.53	R 18,974,044,379.77
2021-10-04	R 473,606,388,581.46	R 60,017,712,856.15
2021-10-05	R 370,907,339,018.90	R 58,336,991,841.84
2021-10-06	R 536,040,711,207.65	R 47,388,867,250.84
2021-10-07	R 345,577,230,913.18	R 54,881,569,286.58
2021-10-08	R 367,320,301,357.34	R 47,463,987,106.76
2021-10-09	R 2,394,879,148.83	R 13,468,391,111.66
2021-10-11	R 194,554,438,137.07	R 42,125,779,104.11
2021-10-12	R 395,123,921,602.46	R 37,184,257,374.65
2021-10-13	R 542,532,713,514.73	R 35,729,592,293.04
2021-10-14	R 330,628,256,995.86	R 38,934,404,866.90
2021-10-15	R 408,045,124,158.70	R 68,575,207,520.80
2021-10-16	R 1,806,707,401.15	R 13,550,749,619.09
2021-10-18	R 393,794,888,749.92	R 42,781,363,880.75
2021-10-19	R 363,012,740,933.46	R 37,755,351,901.89
2021-10-20	R 526,724,268,885.98	R 42,362,404,340.25
2021-10-21	R 353,271,830,867.21	R 42,450,487,638.77
2021-10-22	R 388,947,831,194.34	R 60,359,730,983.01
2021-10-23	R 1,946,522,669.89	R 18,727,572,355.76
2021-10-25	R 370,444,520,364.33	R 83,704,654,736.98
2021-10-26	R 342,736,555,561.55	R 52,584,119,143.09
2021-10-27	R 459,026,211,230.04	R 56,410,575,405.58
2021-10-28	R 369,917,362,832.05	R 63,052,091,002.37
2021-10-29	R 684,298,825,341.73	R 120,127,838,785.62
2021-10-30	R 26,328,191,487.01	R 43,921,258,259.85
Total	R 8,723,128,440,506.37	R 1,300,855,402,489.18
Average	R 335,504,940,019.48	R 50,032,900,095.74

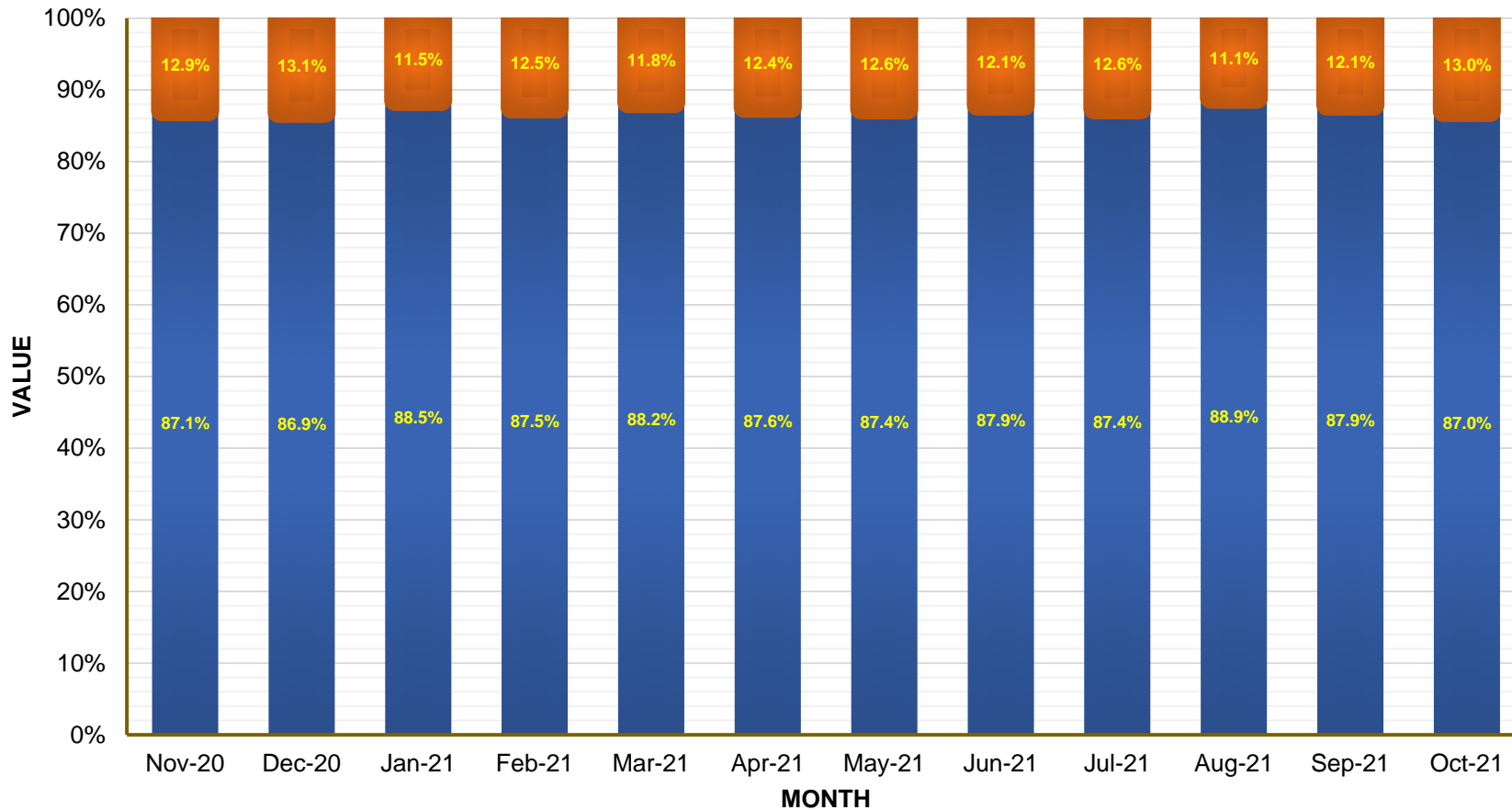




RTL / Batches Message Values for 12 Months (November 2020 – October 2021)

RTL Value / Batches Value

■ RTL% ■ Batches%

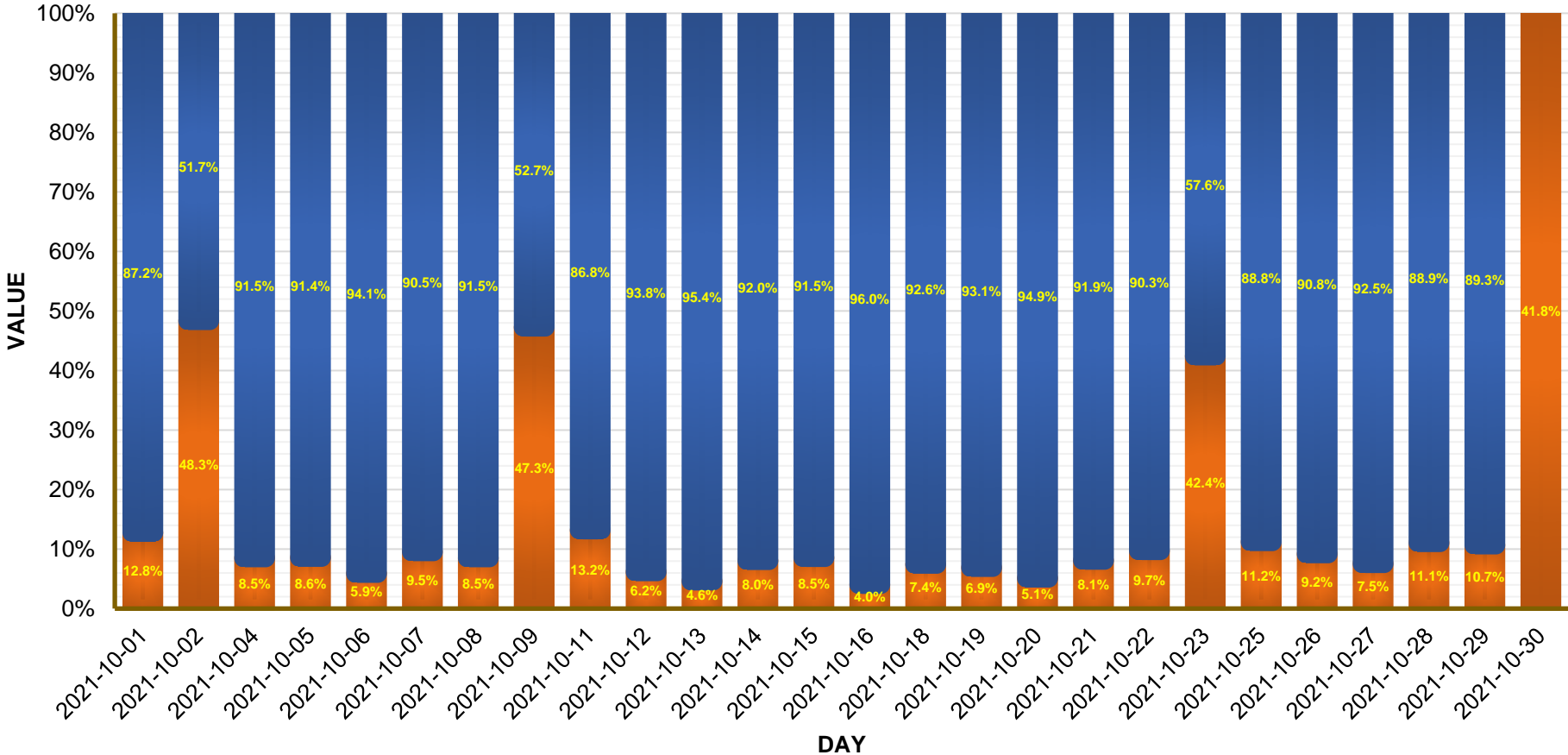


RTL / Batches Message Values		
Month	RTL	Batches
Nov-20	R 8,147,227,472,477.27	R 1,205,318,825,325.82
Dec-20	R 8,812,708,205,813.99	R 1,330,544,486,198.48
Jan-21	R 7,832,630,617,984.34	R 1,013,552,778,162.95
Feb-21	R 7,958,669,906,460.55	R 1,135,808,449,552.93
Mar-21	R 9,785,774,806,059.13	R 1,303,474,338,207.42
Apr-21	R 8,483,383,028,255.66	R 1,202,187,896,656.08
May-21	R 8,567,625,480,394.57	R 1,239,529,480,674.59
Jun-21	R 8,898,669,942,111.00	R 1,226,015,262,350.39
Jul-21	R 8,533,195,059,202.26	R 1,231,438,314,935.31
Aug-21	R 9,933,925,747,899.71	R 1,246,618,314,466.68
Sep-21	R 9,379,614,902,475.89	R 1,291,633,251,635.64
Oct-21	R 8,723,128,440,506.37	R 1,300,855,402,489.18
Total	R 105,056,553,609,641.00	R 14,726,976,800,655.50
Average	R 8,754,712,800,803.39	R 1,227,248,066,721.29



Day Value, Night Value

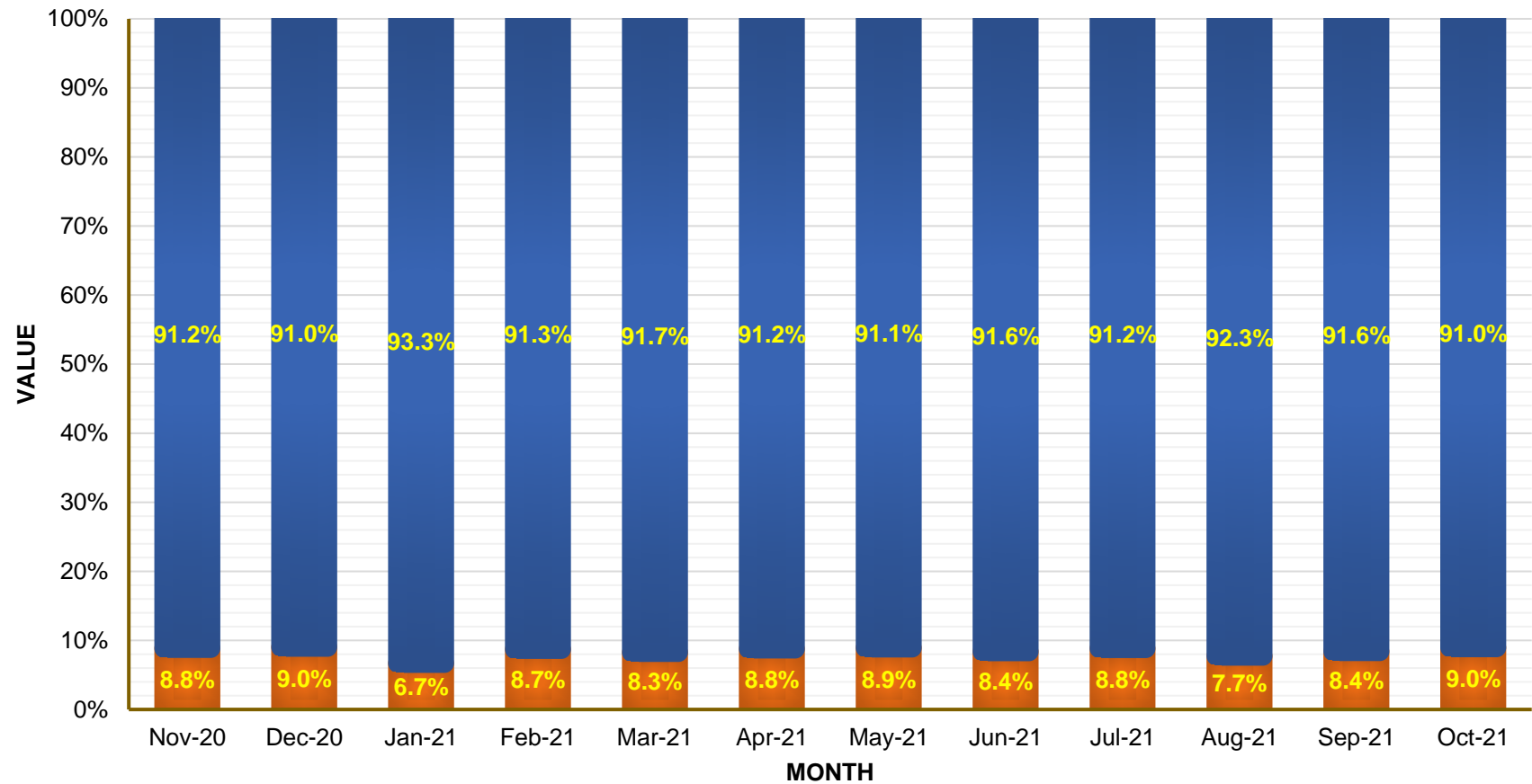
■ Night Value% ■ Day Value%



Day and Night Settlement Values		
Date	Night Value	Day Value
2021-10-01	R 73,050,360,397.01	R 498,979,456,913.56
2021-10-02	R 10,186,513,971.23	R 10,884,797,298.07
2021-10-04	R 45,337,864,444.62	R 488,286,236,992.99
2021-10-05	R 36,781,542,153.23	R 392,462,788,707.51
2021-10-06	R 34,345,499,296.14	R 549,084,079,162.35
2021-10-07	R 38,076,718,499.94	R 362,382,081,699.82
2021-10-08	R 35,270,253,797.26	R 379,514,034,666.84
2021-10-09	R 7,496,897,279.06	R 8,366,373,135.43
2021-10-11	R 31,230,139,323.06	R 205,450,237,660.10
2021-10-12	R 26,655,863,064.43	R 405,653,074,608.32
2021-10-13	R 26,574,643,291.04	R 551,687,662,516.73
2021-10-14	R 29,729,593,095.75	R 339,833,068,767.01
2021-10-15	R 40,742,370,764.49	R 435,877,960,915.01
2021-10-16	R 616,883,552.51	R 14,740,573,467.73
2021-10-18	R 32,311,100,231.99	R 404,265,152,398.68
2021-10-19	R 27,571,891,875.75	R 373,196,200,959.60
2021-10-20	R 28,920,354,862.41	R 540,166,318,363.82
2021-10-21	R 31,976,870,268.24	R 363,745,448,237.74
2021-10-22	R 43,561,966,629.25	R 405,745,595,548.10
2021-10-23	R 8,766,402,429.69	R 11,907,692,595.96
2021-10-25	R 50,881,569,433.96	R 403,267,605,667.35
2021-10-26	R 36,219,562,004.09	R 359,101,112,700.55
2021-10-27	R 38,783,517,795.55	R 476,653,268,840.07
2021-10-28	R 47,878,274,266.62	R 385,091,179,567.80
2021-10-29	R 85,680,214,509.74	R 718,746,449,617.61
2021-10-30	R 29,345,050,340.25	R 40,904,399,406.61
Total	R 897,991,917,577.31	R 9,125,992,850,415.36
Average	R 34,538,150,676.05	R 350,999,725,015.98

Day Value, Night Value

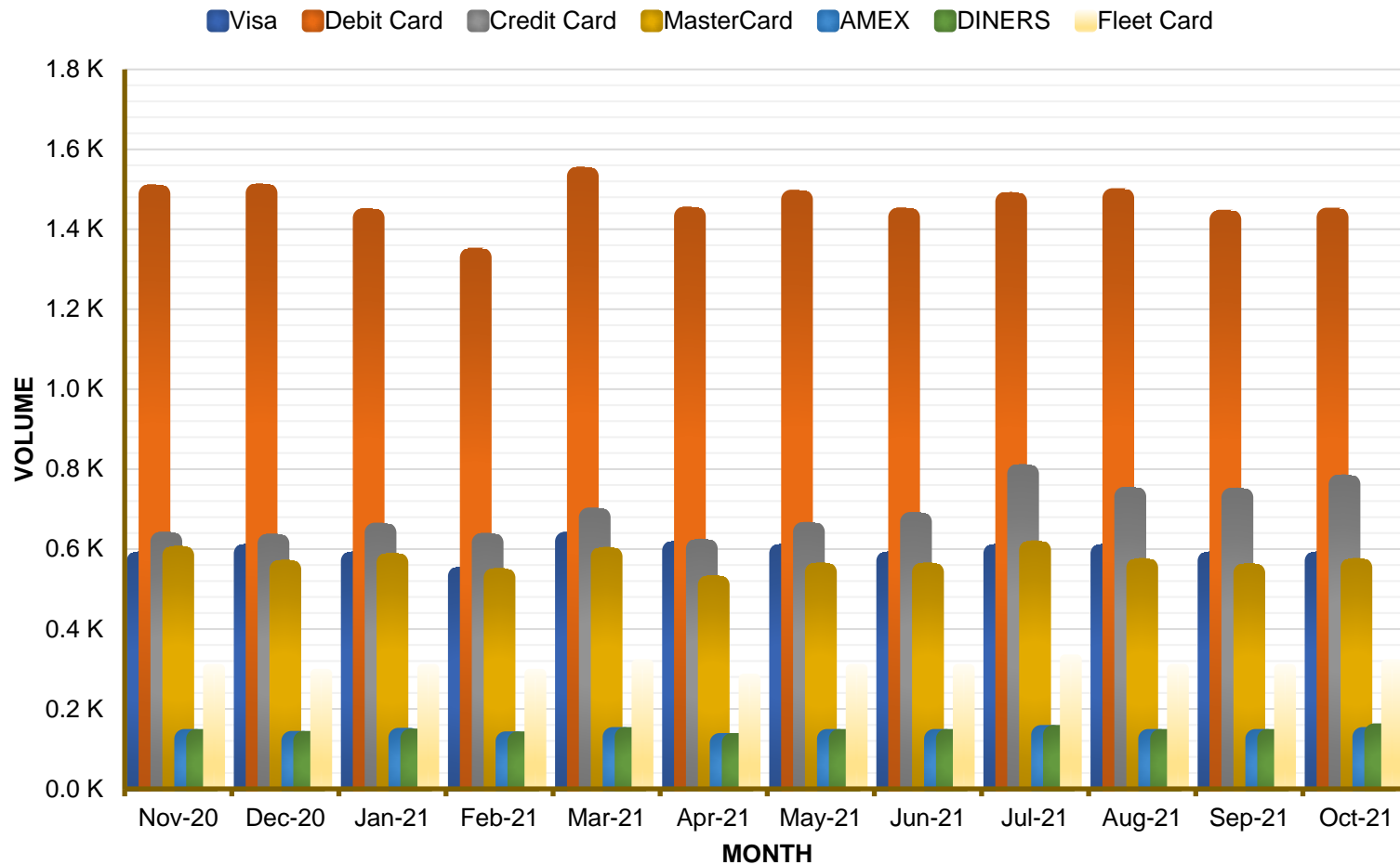
■ Night Value% ■ Day Value%



Day and Night Settlement Values		
Month	Night Value	Day Value
Nov-20	R 841,653,856,997.45	R 8,670,550,766,154.28
Dec-20	R 924,541,271,720.02	R 9,332,256,563,762.83
Jan-21	R 701,604,486,872.15	R 9,814,374,451,937.14
Feb-21	R 802,718,227,966.52	R 8,426,792,249,692.66
Mar-21	R 904,578,660,018.58	R 10,026,499,484,697.60
Apr-21	R 843,380,310,105.92	R 8,767,660,131,169.24
May-21	R 867,772,297,364.99	R 8,872,080,430,730.62
Jun-21	R 847,112,267,829.01	R 9,277,573,731,824.28
Jul-21	R 861,691,787,537.48	R 8,902,942,683,089.92
Aug-21	R 862,567,858,200.75	R 10,317,976,968,871.00
Sep-21	R 895,177,660,528.66	R 9,776,071,262,370.83
Oct-21	R 897,991,917,577.31	R 9,125,992,850,415.36
Total	R 10,250,790,602,718.80	R 111,310,771,574,716.00
Average	R 854,232,550,226.57	R 9,275,897,631,226.31



Cards Message Volumes

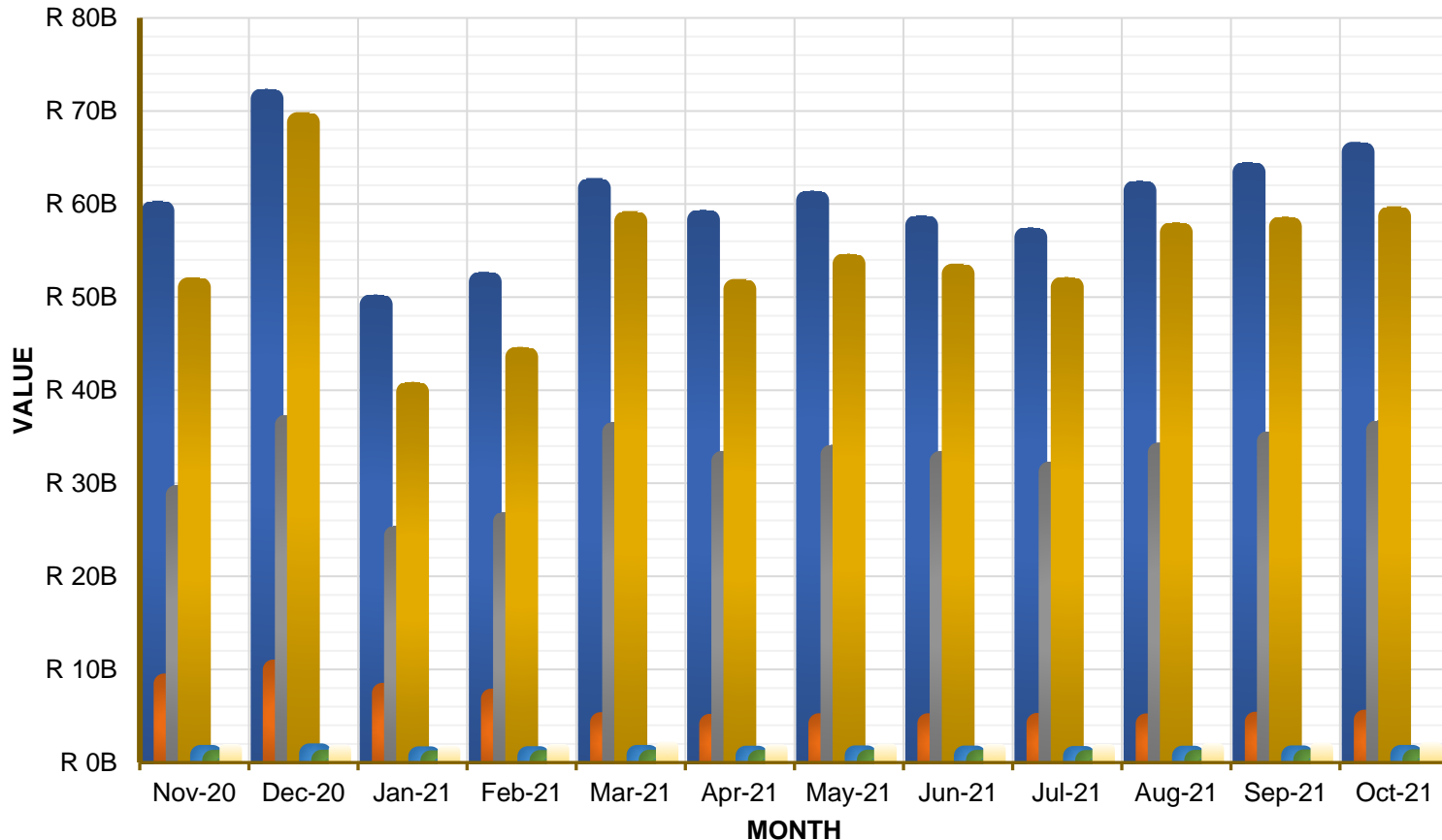


Cards Monthly Volume							
Month	Visa	Debit Card	Credit Card	MasterCard	AMEX	DINERS	Fleet Card
Nov-20	570	1,488	619	584	125	125	300
Dec-20	589	1,490	614	549	120	120	288
Jan-21	570	1,428	641	566	128	126	300
Feb-21	532	1,329	616	528	119	119	288
Mar-21	619	1,532	679	581	130	130	312
Apr-21	596	1,432	601	510	115	115	276
May-21	589	1,474	643	542	125	125	300
Jun-21	570	1,430	668	542	125	125	300
Jul-21	589	1,469	788	597	135	135	324
Aug-21	589	1,478	731	553	125	125	300
Sep-21	570	1,424	729	540	125	125	300
Oct-21	570	1,429	762	553	130	139	312
Total	6,953	17,403	8,091	6,645	1,502	1,509	3,600
Average	579	1,450	674	554	125	126	300



Cards Message Values

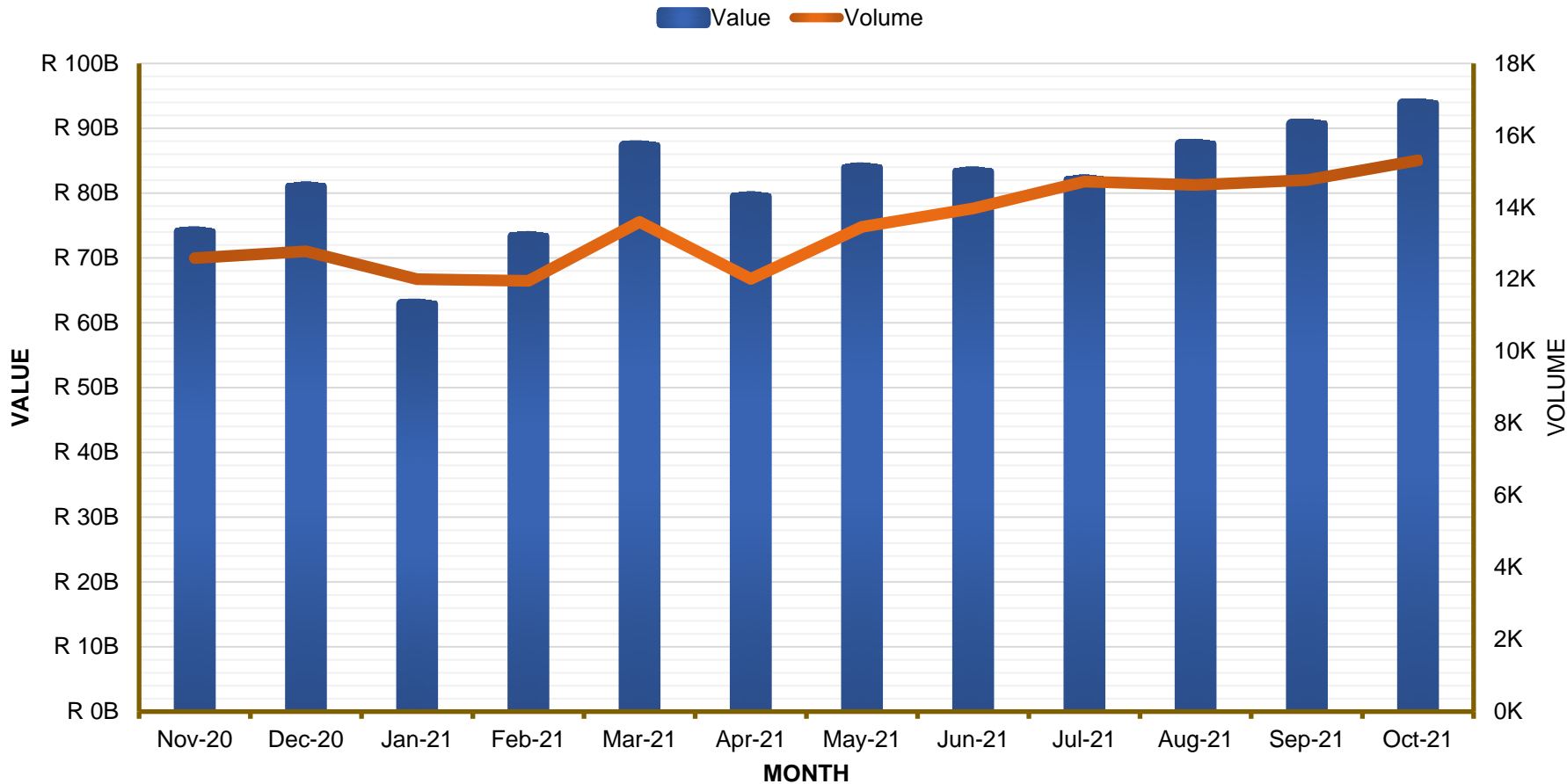
■ Visa
 ■ Debit Card
 ■ Credit Card
 ■ MasterCard
 ■ AMEX
 ■ DINERS
 ■ Fleet Card



Cards Monthly Values			
Month	Visa	Debit Card	Credit Card
Nov-20	R 59,255,614,623.20	R 8,440,467,265.15	R 28,699,572,123.42
Dec-20	R 71,288,361,003.37	R 9,945,573,778.60	R 36,266,934,420.23
Jan-21	R 49,188,971,568.32	R 7,441,143,731.67	R 24,331,640,360.99
Feb-21	R 51,613,508,030.70	R 6,823,102,153.82	R 25,858,732,939.81
Mar-21	R 61,681,390,092.86	R 4,297,225,291.26	R 35,479,978,674.59
Apr-21	R 58,289,126,486.17	R 4,117,361,803.17	R 32,364,407,720.02
May-21	R 60,357,874,739.86	R 4,177,157,901.81	R 33,035,805,014.25
Jun-21	R 57,693,685,408.17	R 4,176,598,256.68	R 32,355,619,485.30
Jul-21	R 56,403,221,142.42	R 4,205,074,572.74	R 31,226,766,979.04
Aug-21	R 61,414,202,726.57	R 4,161,972,529.33	R 33,273,402,922.86
Sep-21	R 63,413,145,542.51	R 4,346,596,209.23	R 34,487,211,509.68
Oct-21	R 65,566,369,333.73	R 4,560,022,981.12	R 35,666,952,571.47
Total	R 716,165,470,697.88	R 66,692,296,474.58	R 383,047,024,721.66
Average	R 59,680,455,891.49	R 5,557,691,372.88	R 31,920,585,393.47

Cards Monthly Values				
Month	MasterCard	AMEX	DINERS	Fleet Card
Nov-20	R 51,014,735,589.34	R 781,814,938.47	R 241,726,492.01	R 1,451,080,950.19
Dec-20	R 68,752,081,692.36	R 950,517,472.46	R 261,194,299.73	R 1,371,107,977.37
Jan-21	R 39,794,767,651.54	R 624,886,932.15	R 189,454,958.01	R 1,247,992,278.59
Feb-21	R 43,540,980,550.54	R 648,077,000.29	R 223,106,812.55	R 1,436,580,972.87
Mar-21	R 58,137,679,030.38	R 780,969,705.43	R 261,085,099.11	R 1,696,836,064.54
Apr-21	R 50,834,509,104.84	R 701,093,099.29	R 245,242,464.86	R 1,411,590,448.23
May-21	R 53,568,032,938.18	R 735,325,320.62	R 254,109,457.40	R 1,499,602,861.86
Jun-21	R 52,482,246,663.78	R 710,007,211.12	R 248,092,727.28	R 1,466,844,886.02
Jul-21	R 51,061,915,009.86	R 668,155,808.43	R 232,405,565.42	R 1,440,986,397.36
Aug-21	R 56,930,305,176.24	R 697,447,264.93	R 245,197,951.59	R 1,538,728,701.82
Sep-21	R 57,551,704,266.00	R 725,690,069.67	R 291,520,840.79	R 1,574,842,544.44
Oct-21	R 58,659,777,732.12	R 775,713,555.77	R 317,357,554.72	R 1,647,626,453.22
Total	R 642,328,735,405.18	R 8,799,698,378.63	R 3,010,494,223.47	R 17,783,820,536.51
Average	R 53,527,394,617.10	R 733,308,198.22	R 250,874,518.62	R 1,481,985,044.71

Real Time Clearing (RTC) Monthly Values and Volumes



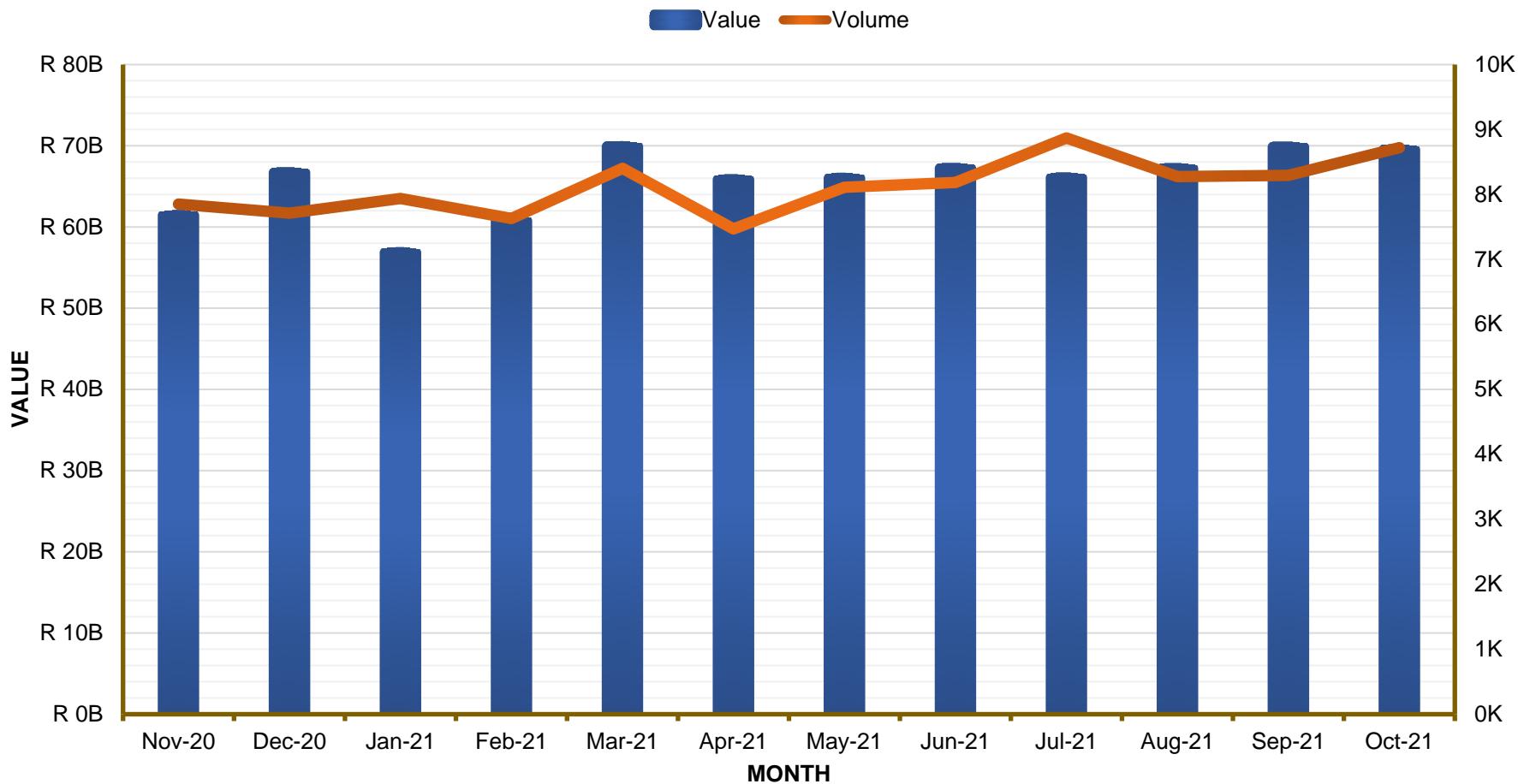
RTC Monthly Value and Volumes		
Month	Value	Volume
Nov-20	R 73,976,062,940.63	12,596
Dec-20	R 80,934,288,238.20	12,782
Jan-21	R 62,813,101,789.32	12,011
Feb-21	R 73,253,995,691.38	11,962
Mar-21	R 87,243,133,197.70	13,598
Apr-21	R 79,416,641,040.47	12,017
May-21	R 83,846,988,081.22	13,461
Jun-21	R 83,233,567,300.55	13,975
Jul-21	R 82,019,751,136.90	14,719
Aug-21	R 87,483,350,413.45	14,624
Sep-21	R 90,575,684,179.71	14,762
Oct-21	R 93,739,663,480.05	15,311
Total	R 978,536,227,489.58	161,818
Average	R 81,544,685,624.13	13,485





Electronic Funds Transfer (EFT) DR Monthly Values and Volumes from November 2020 – October 2021

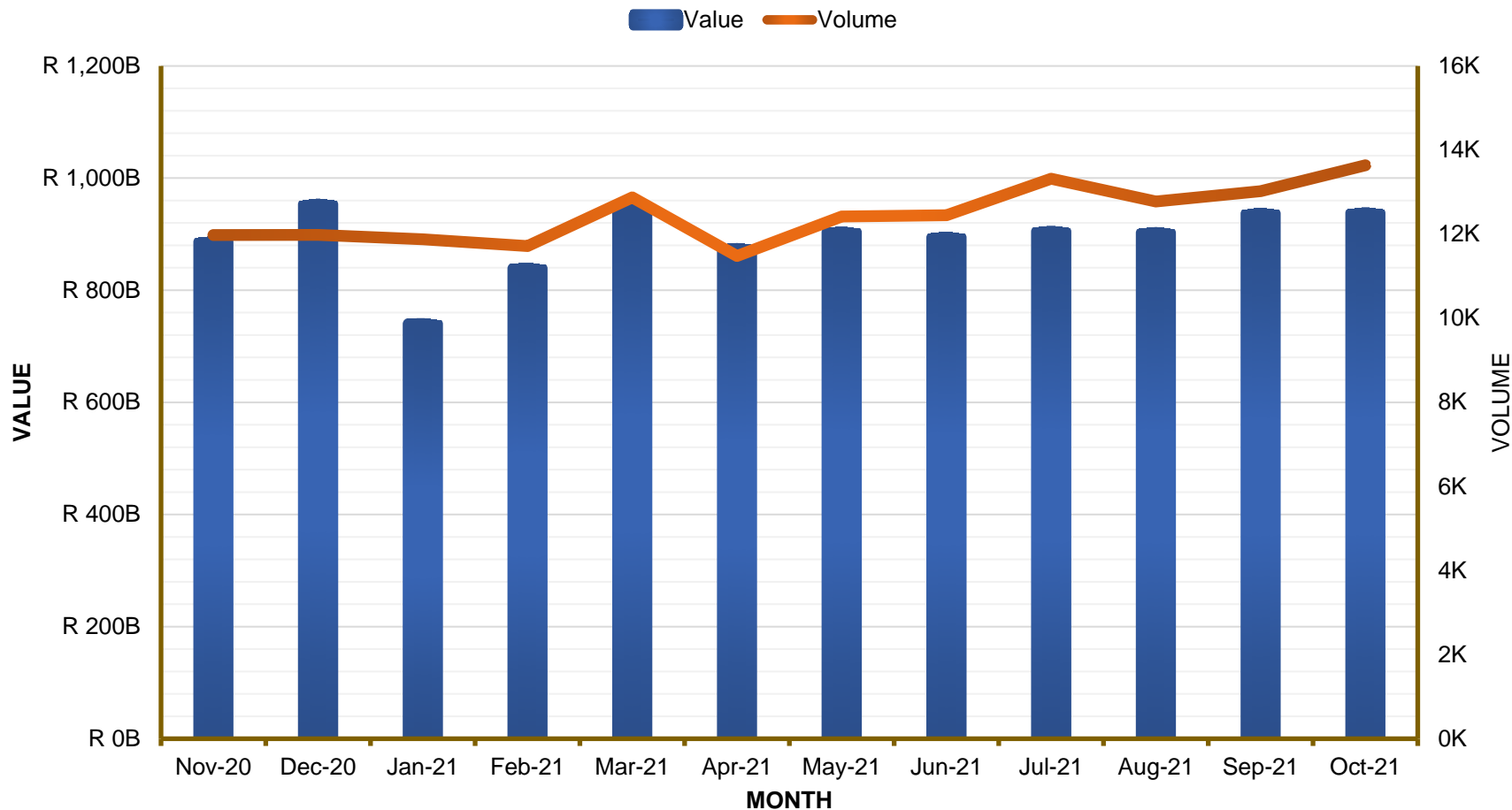
Electronic Funds Transfer (EFT) DR Monthly Values and Volumes



EFT DR Monthly Value and Volumes		
Month	Value	Volume
Nov-20	R 61,413,398,725.85	7,852
Dec-20	R 66,674,386,601.96	7,713
Jan-21	R 56,829,062,340.52	7,938
Feb-21	R 60,742,446,165.10	7,631
Mar-21	R 69,877,963,734.87	8,402
Apr-21	R 65,807,358,462.77	7,469
May-21	R 65,987,522,886.43	8,111
Jun-21	R 67,194,025,520.79	8,184
Jul-21	R 66,026,818,346.82	8,869
Aug-21	R 67,183,371,794.74	8,275
Sep-21	R 69,835,371,654.65	8,295
Oct-21	R 69,482,381,095.20	8,721
Total	R 787,054,107,329.70	97,460
Average	R 65,587,842,277.48	8,122



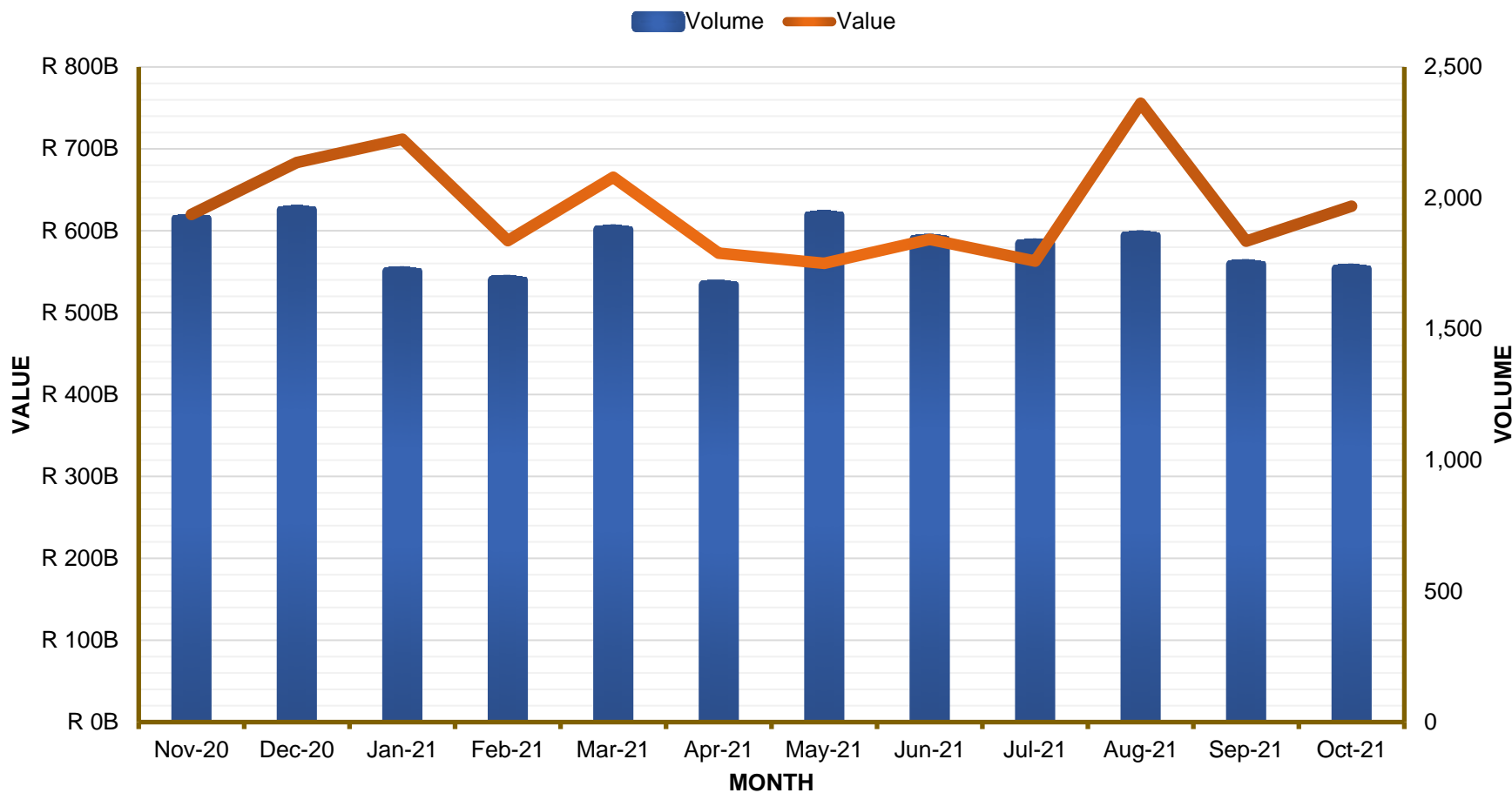
Electronic Funds Transfer (EFT) CR Monthly Values and Volumes



EFT CR Monthly Value and Volumes		
Month	Value	Volume
Nov-20	R 885,745,686,046.11	11,977
Dec-20	R 952,831,895,148.54	11,981
Jan-21	R 739,622,037,401.51	11,879
Feb-21	R 838,643,846,432.43	11,716
Mar-21	R 948,127,676,512.64	12,875
Apr-21	R 873,696,799,026.79	11,480
May-21	R 903,054,955,858.89	12,420
Jun-21	R 893,823,471,486.35	12,451
Jul-21	R 904,455,138,344.22	13,318
Aug-21	R 902,106,514,264.75	12,775
Sep-21	R 936,526,980,957.11	13,022
Oct-21	R 937,609,995,219.49	13,636
Total	R 10,716,244,996,698.80	149,530
Average	R 893,020,416,391.57	12,461

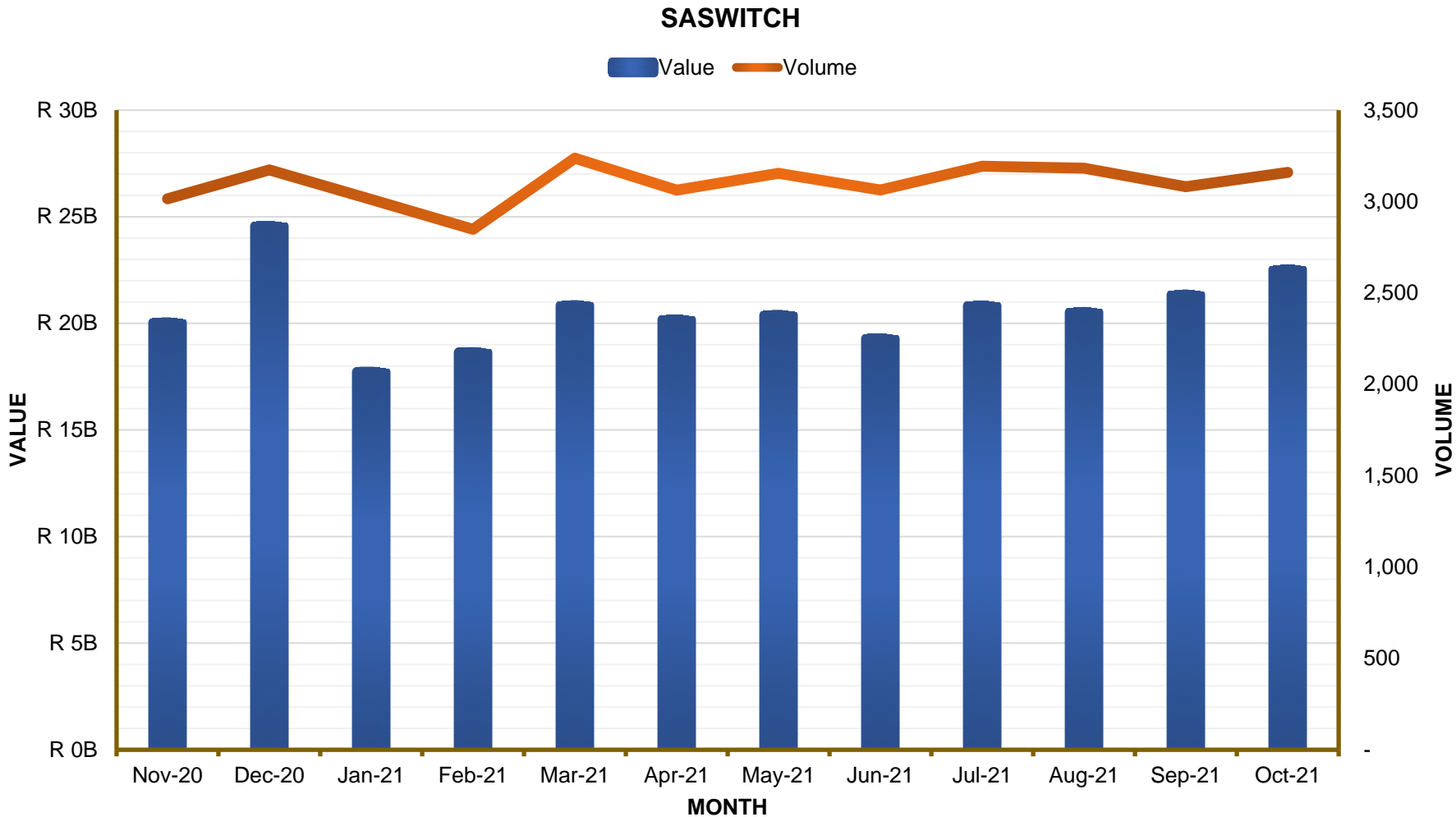


CLS Settlement - Monthly Values and Volumes



CLS Settlement - Monthly Values and Volumes		
Month	Value	Volume
Nov-20	R 619,971,510,712.02	1,919
Dec-20	R 683,420,235,752.84	1,953
Jan-21	R 711,874,912,979.16	1,718
Feb-21	R 587,976,456,710.74	1,685
Mar-21	R 665,331,174,747.98	1,878
Apr-21	R 572,706,982,934.20	1,667
May-21	R 560,247,007,460.60	1,933
Jun-21	R 589,490,076,008.98	1,842
Jul-21	R 563,012,318,519.60	1,824
Aug-21	R 755,677,691,829.12	1,855
Sep-21	R 587,229,790,060.12	1,745
Oct-21	R 629,995,394,175.98	1,728
Total	R 7,526,933,551,891.34	21,747
Average	R 627,244,462,657.61	1,812

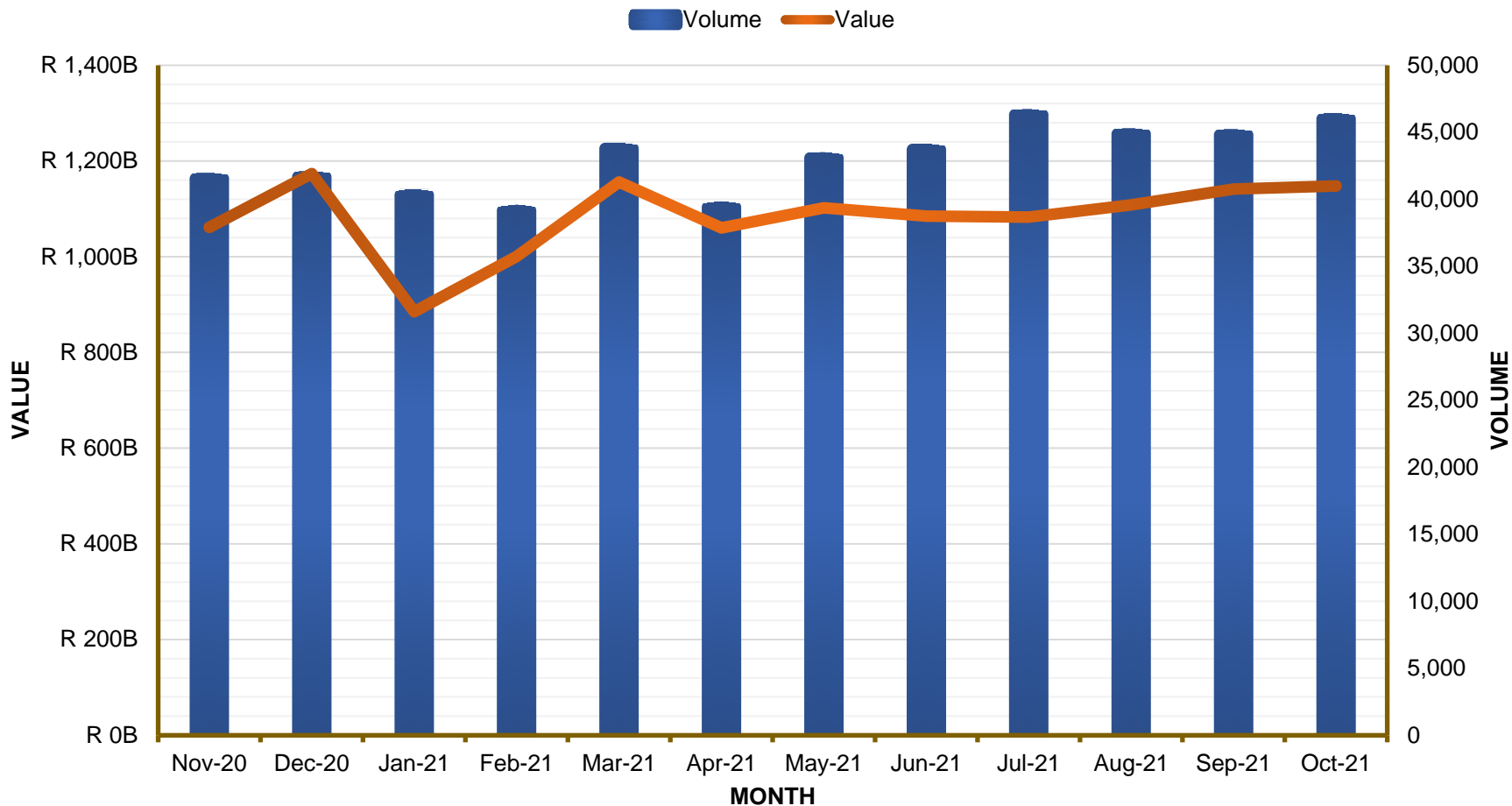




SASWITCH Monthly Values		
Month	Value	Volume
Nov-20	R 20,024,544,767.79	3,015
Dec-20	R 24,545,631,901.61	3,173
Jan-21	R 17,704,754,062.53	3,011
Feb-21	R 18,624,363,172.04	2,848
Mar-21	R 20,830,882,022.79	3,237
Apr-21	R 20,158,633,299.88	3,062
May-21	R 20,373,954,652.64	3,154
Jun-21	R 19,274,741,227.47	3,063
Jul-21	R 20,811,755,555.96	3,193
Aug-21	R 20,510,304,263.30	3,182
Sep-21	R 21,333,555,856.80	3,081
Oct-21	R 22,511,799,874.69	3,159
Total	R 246,704,920,657.50	37,178
Average	R 20,558,743,388.13	3,098



Retail Monthly Values and Volumes



Retail Monthly Values and Volumes		
Month	Value	Volume
Nov-20	R 1,061,371,013,832.63	41,545
Dec-20	R 1,173,493,364,312.21	41,673
Jan-21	R 885,158,426,257.83	40,321
Feb-21	R 1,000,468,668,437.44	39,167
Mar-21	R 1,156,080,857,614.72	43,786
Apr-21	R 1,060,217,483,768.75	39,411
May-21	R 1,102,177,144,052.71	43,081
Jun-21	R 1,084,747,898,138.06	43,709
Jul-21	R 1,082,642,024,155.41	46,313
Aug-21	R 1,108,159,861,000.61	44,875
Sep-21	R 1,141,233,051,315.55	44,817
Oct-21	R 1,147,800,656,197.14	46,001
Total	R 13,003,550,449,083.10	514,699
Average	R 1,083,629,204,090.26	42,892



Summerised totals		
Receiver	Volume	Value
RTL Total	865,822	R 8,723,128,440,506.37
Retail	46,001	R 1,147,800,656,197.14
Payment Cash Withdrawal/Deposit (KPSBV)	8,054	R 345,515,362,936.97
Payment Dematerialised MM Instrument (MPDEM)	4,037	R 149,762,419,524.94
Payment any Derivative Instrument (OPDER)	2,918	R 30,314,699,521.32
Rand Payments i.r.o FX Deals for CLS (SPCLS)	1,754	R 648,897,763,957.41
Daily BMA Settlements (SPBMA)	621	R 315,913,280,078.32
Payment any Money Market Product (MPMMI)	499	R 179,912,217,867.87
STRATE Planned Payments Confirmed on T+4 (SPLNY)	407	R 42,495,385,519.53
Settlement of Derivative Margin Calls (OSDMC)	182	R 25,247,243,765.72
STRATE Same Day Confirmed Settlements (SPLNN)	48	R 11,824,642,703.66

