



Settlement Statistics and Indicators

May 2022



SOUTH AFRICAN RESERVE BANK



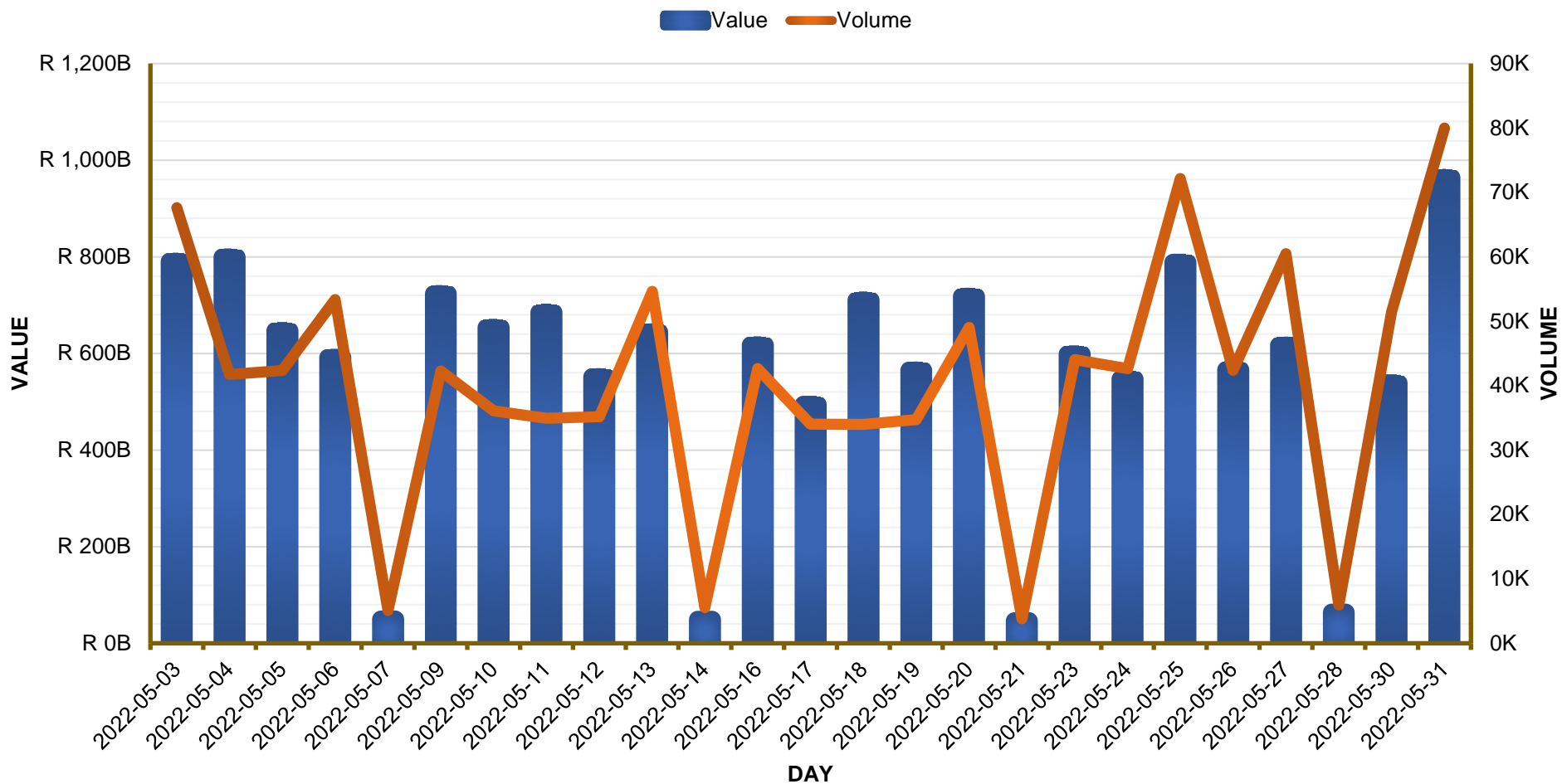
A purposeful journey

- ✓ In May 2022, SAMOS processed **1,016,092** transactions to the value of **R 14,014,454,612,960.50**.
- ✓ Peak volume and value was **79,976** and **ZAR 963,779,587,149.62** on 31 May 2022
- ✓ Average number of transactions processed per day were **40,644** representing the average value of **ZAR 560,578,184,518.42**.
- ✓ Monthly peak volume in 10 years was **1,091,866** in March 2022.
- ✓ Monthly peak value in 10 years was **ZAR16,607,376,015,815.70** in March 2020.



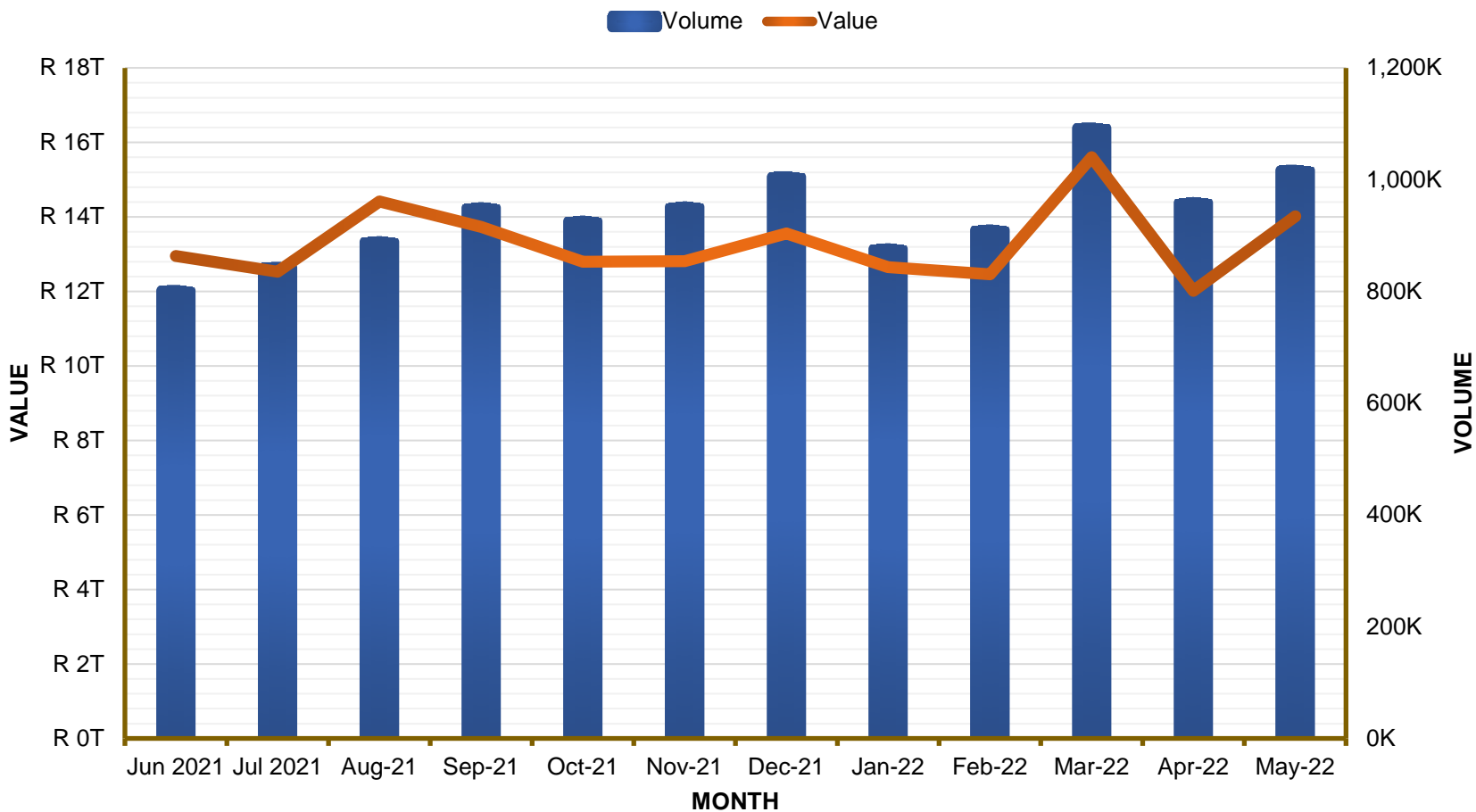


SAMOS Message Values and Volumes



Daily Values and Volumes per month		
Date	Value	Volume
2022-05-03	R 790,493,585,936.86	67,601
2022-05-04	R 798,839,465,934.90	41,742
2022-05-05	R 646,798,391,658.38	42,365
2022-05-06	R 591,306,565,405.01	53,373
2022-05-07	R 49,541,757,914.91	5,071
2022-05-09	R 723,463,991,715.87	42,251
2022-05-10	R 653,545,417,876.58	36,067
2022-05-11	R 684,656,941,366.69	34,934
2022-05-12	R 551,219,209,740.24	35,161
2022-05-13	R 644,110,103,189.18	54,637
2022-05-14	R 48,736,849,074.88	5,545
2022-05-16	R 616,978,027,245.54	42,644
2022-05-17	R 494,085,730,840.23	34,016
2022-05-18	R 710,265,283,844.43	33,981
2022-05-19	R 564,967,250,427.20	34,744
2022-05-20	R 717,805,077,010.87	49,027
2022-05-21	R 45,925,332,538.28	3,820
2022-05-23	R 598,532,898,450.22	44,041
2022-05-24	R 546,934,796,845.25	42,631
2022-05-25	R 787,826,928,123.83	72,140
2022-05-26	R 566,041,126,391.62	42,403
2022-05-27	R 616,515,536,653.36	60,480
2022-05-28	R 63,722,636,936.41	5,962
2022-05-30	R 538,362,120,690.11	51,480
2022-05-31	R 963,779,587,149.62	79,976
Total	R 14,014,454,612,960.50	1,016,092
Average	R 560,578,184,518.42	40,644

SAMOS Message Values and Volumes



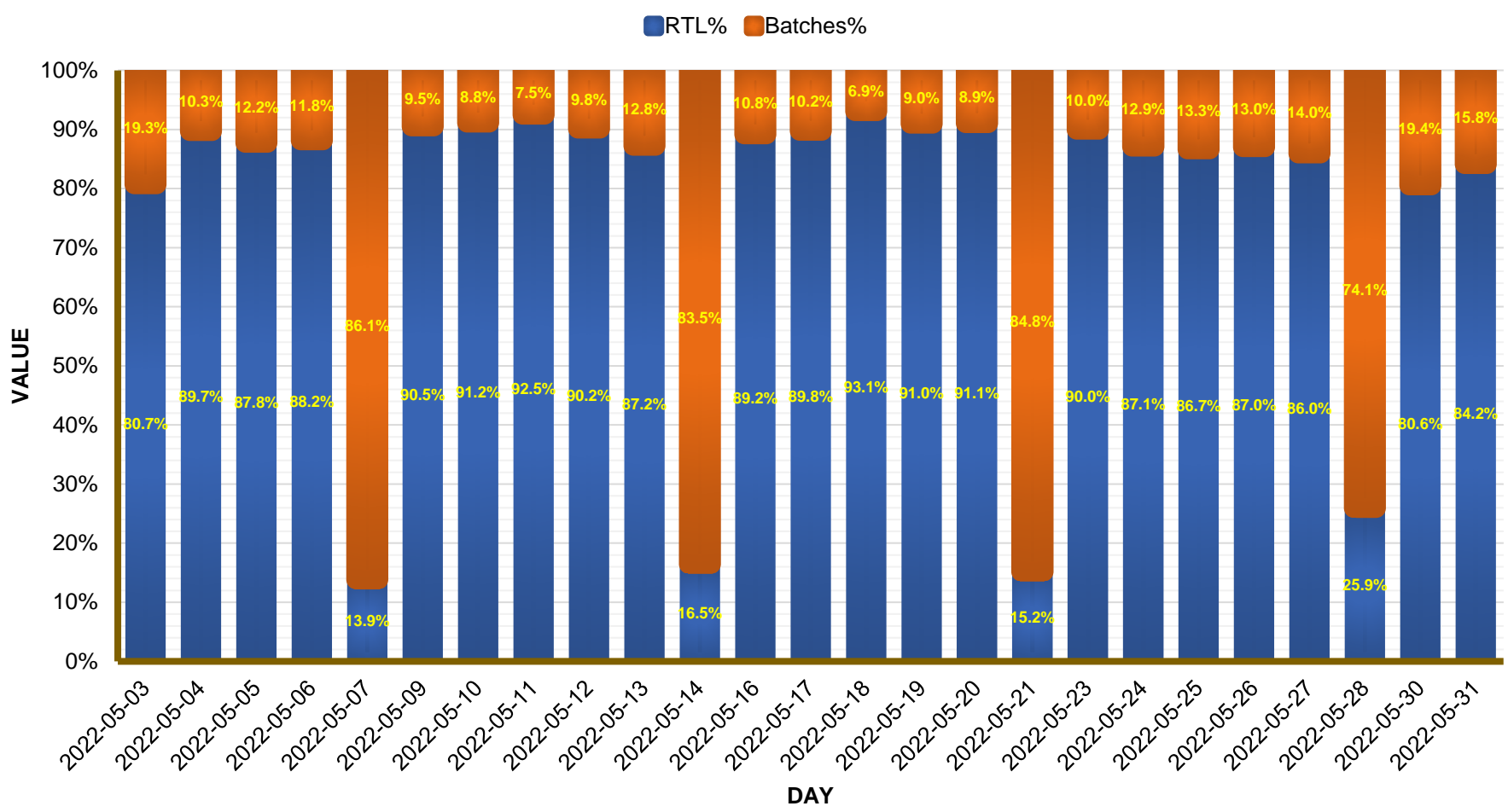
Message Values and Volumes - Monthly		
Month	Value	Volume
Jun 2021	R 12,954,235,245,894.50	800,855
Jul 2021	R 12,525,865,184,255.40	842,199
Aug-21	R 14,415,771,092,780.40	888,484
Sep-21	R 13,736,329,599,590.70	949,205
Oct-21	R 12,797,016,917,308.70	925,189
Nov-21	R 12,813,498,073,060.60	950,797
Dec-21	R 13,554,228,317,197.00	1,004,185
Jan-22	R 12,653,593,614,328.50	875,543
Feb-22	R 12,457,896,995,041.60	909,157
Mar-22	R 15,606,218,213,515.40	1,091,866
Apr-22	R 12,018,409,718,833.70	958,669
May-22	R 14,014,454,612,960.50	1,016,092
Total	R 159,547,517,584,767.00	11,212,241
Average	R 13,295,626,465,397.20	934,353





RTL /Batches Message Values for May 2022

RTL Value / Batches Value

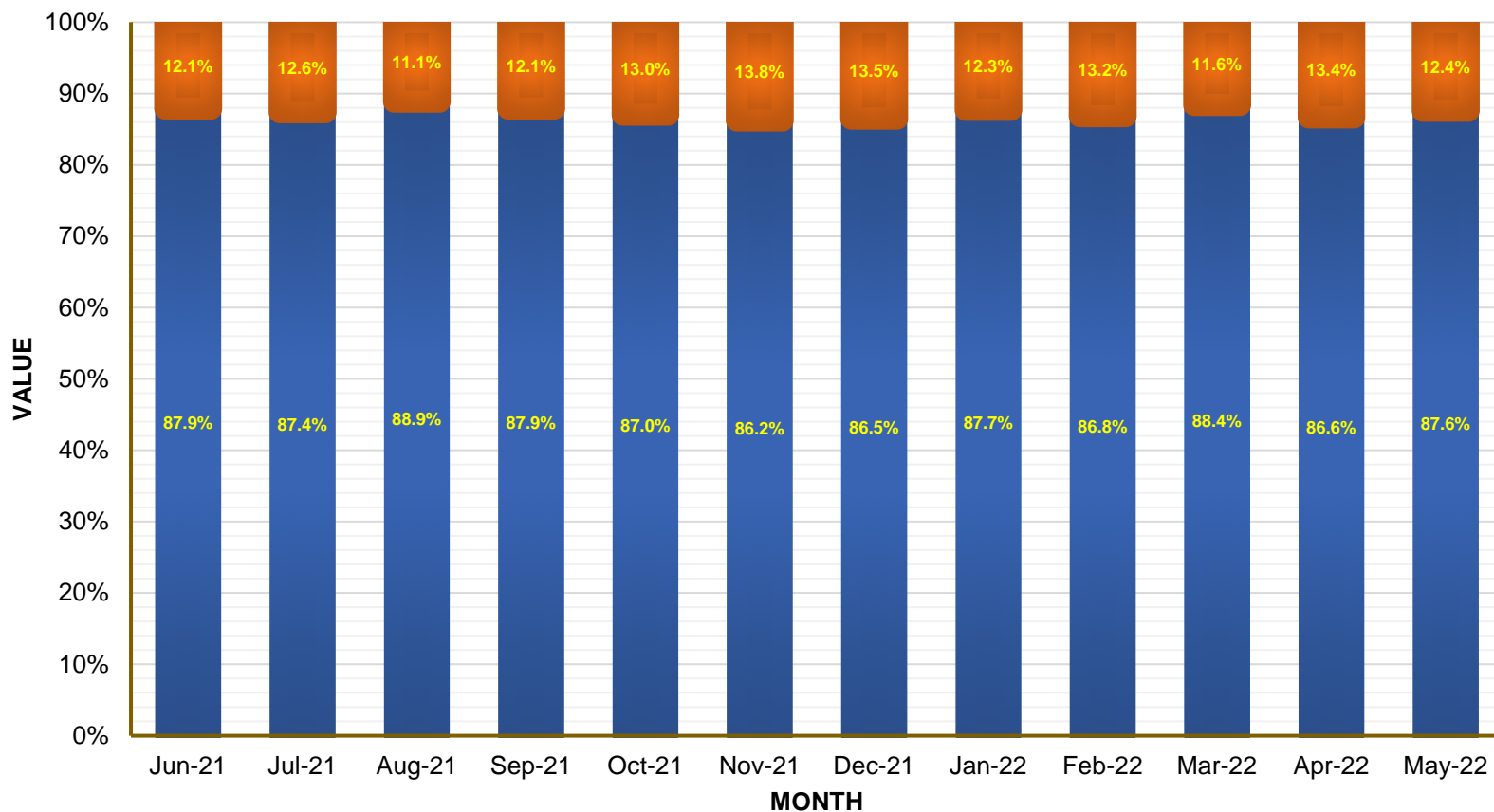


RTL /Batches Message Values		
Date	RTL	Batches
2022-05-03	R 551,271,127,441.23	R 131,746,634,070.93
2022-05-04	R 567,024,258,602.47	R 64,984,039,154.10
2022-05-05	R 438,122,268,384.82	R 61,070,673,182.51
2022-05-06	R 427,717,107,613.54	R 57,393,774,398.05
2022-05-07	R 2,698,550,452.58	R 16,747,751,345.37
2022-05-09	R 487,307,430,891.34	R 51,013,045,643.69
2022-05-10	R 445,704,959,974.37	R 43,130,854,460.85
2022-05-11	R 493,880,583,434.89	R 40,066,799,276.17
2022-05-12	R 368,429,791,250.64	R 40,235,336,039.11
2022-05-13	R 451,296,168,710.29	R 66,058,509,603.30
2022-05-14	R 3,085,838,014.69	R 15,650,608,654.05
2022-05-16	R 450,098,367,404.99	R 54,686,483,731.22
2022-05-17	R 350,464,322,361.80	R 39,832,609,606.40
2022-05-18	R 507,874,501,227.35	R 37,699,924,142.57
2022-05-19	R 387,538,488,713.17	R 38,488,547,507.82
2022-05-20	R 533,025,389,264.45	R 52,127,515,729.38
2022-05-21	R 2,137,451,125.06	R 11,913,317,645.23
2022-05-23	R 431,084,459,868.75	R 48,138,111,953.68
2022-05-24	R 386,465,438,793.24	R 57,123,229,606.25
2022-05-25	R 556,341,637,996.94	R 85,649,248,082.98
2022-05-26	R 388,289,706,887.32	R 57,865,071,057.66
2022-05-27	R 437,419,858,489.60	R 71,495,075,122.46
2022-05-28	R 6,410,885,996.32	R 18,306,726,112.88
2022-05-30	R 329,124,180,739.32	R 79,460,778,824.74
2022-05-31	R 693,151,821,928.16	R 130,506,136,051.80
Total	R 9,695,964,595,567.33	R 1,371,390,801,003.20
Average	R 387,838,583,822.69	R 54,855,632,040.13



RTL Value / Batches Value

■ RTL% ■ Batches%



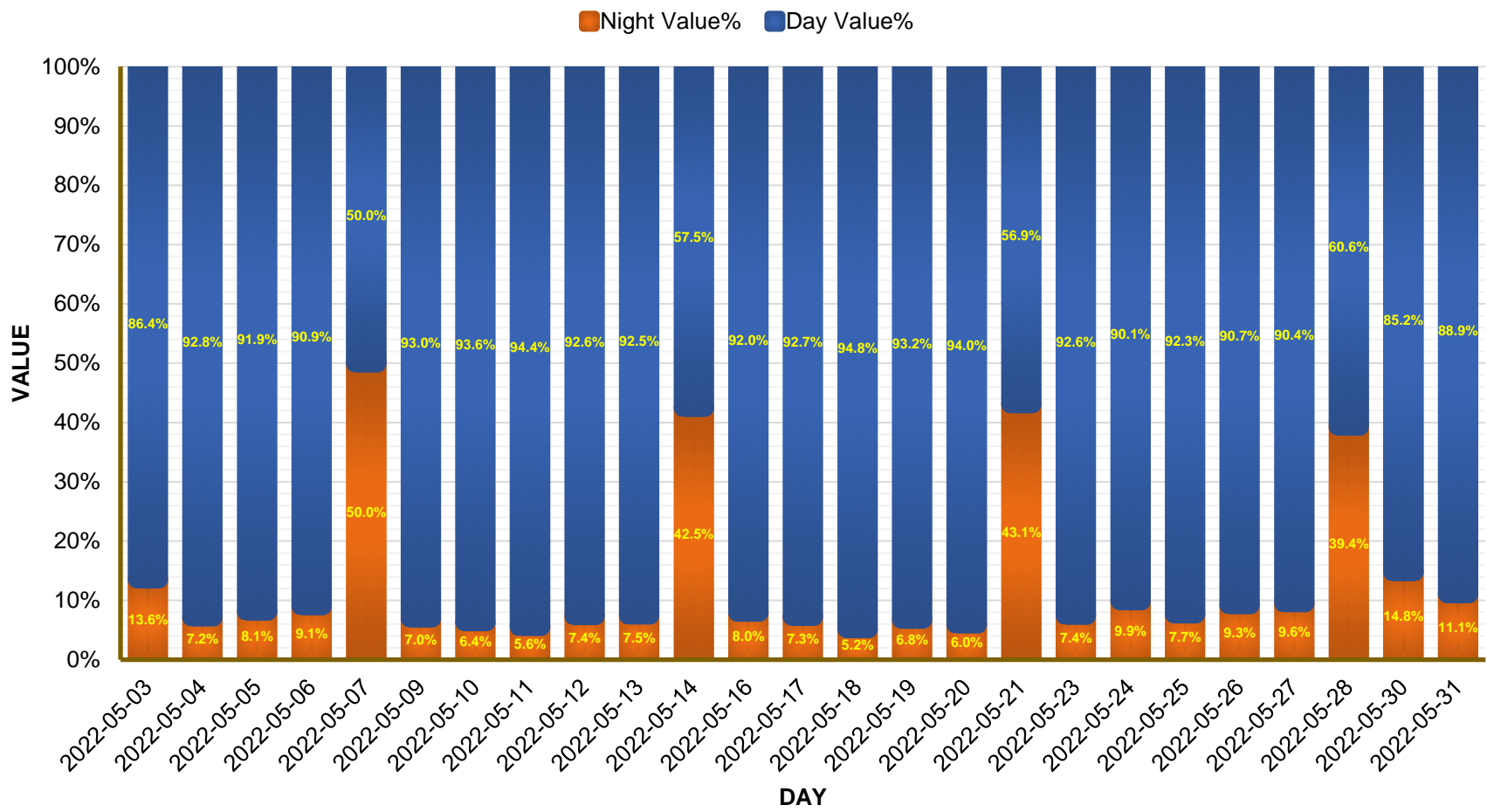
RTL / Batches Message Values		
Month	RTL	Batches
Jun-21	R 8,898,669,942,111.00	R 1,226,015,262,350.39
Jul-21	R 8,533,195,059,202.26	R 1,231,438,314,935.31
Aug-21	R 9,933,925,747,899.71	R 1,246,618,314,466.68
Sep-21	R 9,379,614,902,475.89	R 1,291,633,251,635.64
Oct-21	R 8,723,128,440,506.37	R 1,300,855,402,489.18
Nov-21	R 8,608,225,269,475.54	R 1,377,180,843,050.00
Dec-21	R 9,339,614,157,478.52	R 1,457,639,397,168.22
Jan-22	R 8,508,137,210,612.60	R 1,190,334,195,180.62
Feb-22	R 8,364,258,716,646.59	R 1,269,759,030,214.13
Mar-22	R 10,942,860,165,624.40	R 1,438,907,261,361.79
Apr-22	R 8,371,284,831,054.43	R 1,291,436,658,264.04
May-22	R 9,695,964,595,567.33	R 1,371,390,801,003.20
Total	R 109,298,879,038,655.00	R 15,693,208,732,119.20
Average	R 9,108,239,919,887.88	R 1,307,767,394,343.27





Day and Night Settlement Values for May 2022

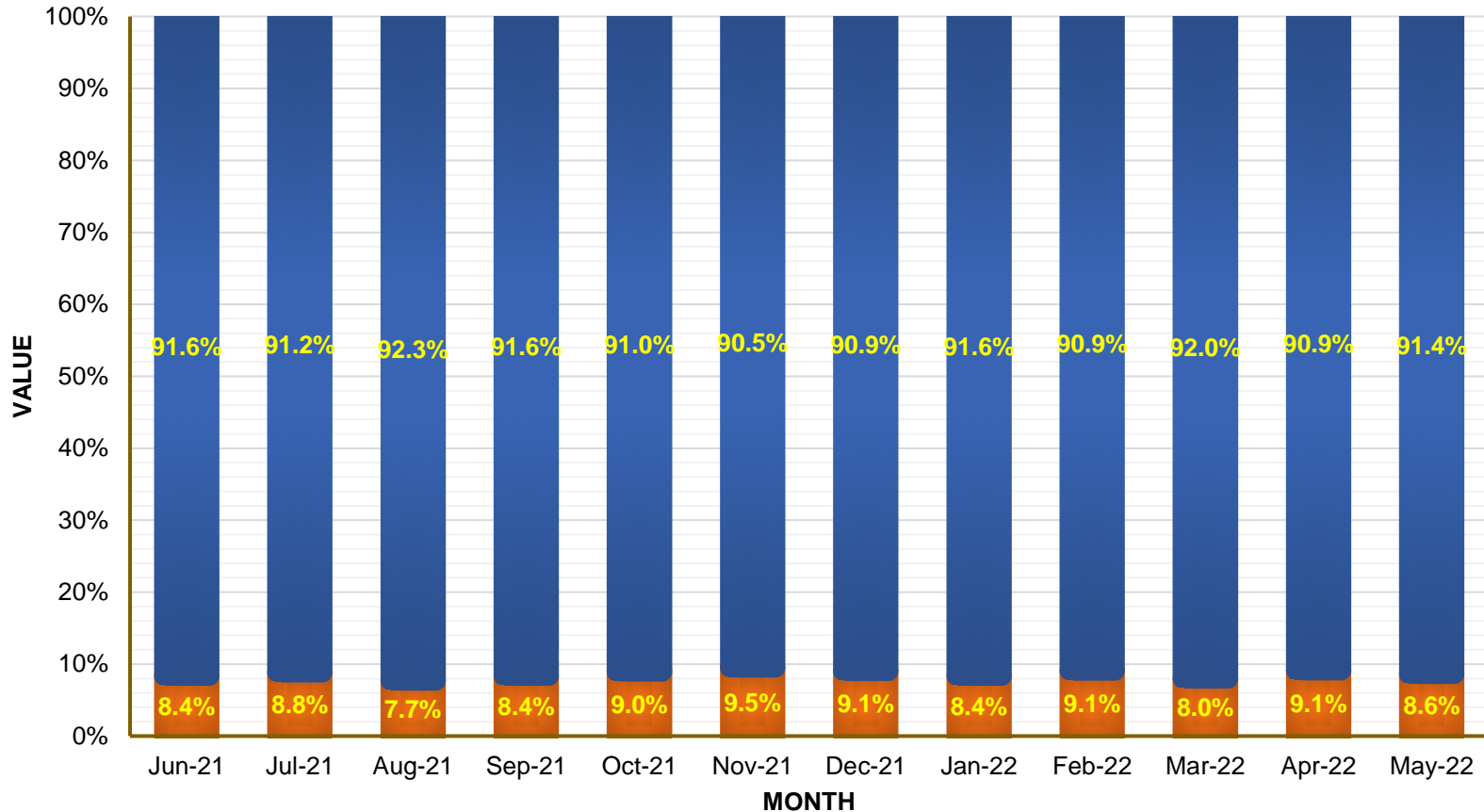
Day Value, Night Value



Day and Night Settlement Values		
Date	Night Value	Day Value
2022-05-03	R 92,909,184,883.38	R 590,108,576,628.78
2022-05-04	R 45,362,667,335.08	R 586,645,630,421.49
2022-05-05	R 40,660,428,234.83	R 458,532,513,332.50
2022-05-06	R 43,922,471,005.88	R 441,188,411,005.71
2022-05-07	R 9,724,640,540.07	R 9,721,661,257.88
2022-05-09	R 37,695,751,700.10	R 500,624,731,182.93
2022-05-10	R 31,238,956,073.27	R 457,597,430,338.09
2022-05-11	R 29,691,920,698.77	R 504,255,462,012.29
2022-05-12	R 30,200,921,416.60	R 378,464,205,873.15
2022-05-13	R 38,930,265,362.63	R 478,424,540,841.55
2022-05-14	R 7,967,021,195.31	R 10,769,425,473.43
2022-05-16	R 40,210,992,925.02	R 464,573,858,211.19
2022-05-17	R 28,340,745,345.17	R 361,956,186,623.03
2022-05-18	R 28,250,720,492.50	R 517,323,704,877.42
2022-05-19	R 28,951,998,878.29	R 397,075,037,342.70
2022-05-20	R 35,127,968,042.72	R 550,024,936,951.11
2022-05-21	R 6,060,536,451.56	R 7,990,232,318.73
2022-05-23	R 35,624,169,597.46	R 443,598,402,224.97
2022-05-24	R 43,961,787,205.27	R 399,626,881,194.22
2022-05-25	R 49,521,663,355.02	R 592,469,222,724.90
2022-05-26	R 41,347,189,721.80	R 404,807,588,223.18
2022-05-27	R 48,828,600,624.15	R 460,086,332,987.91
2022-05-28	R 9,728,638,905.71	R 14,988,973,203.49
2022-05-30	R 60,515,227,646.27	R 348,069,731,917.79
2022-05-31	R 91,150,251,441.48	R 732,507,706,538.48
Total	R 955,924,719,078.34	R 10,111,431,383,706.90
Average	R 38,236,988,763.13	R 404,457,255,348.28

Day Value, Night Value

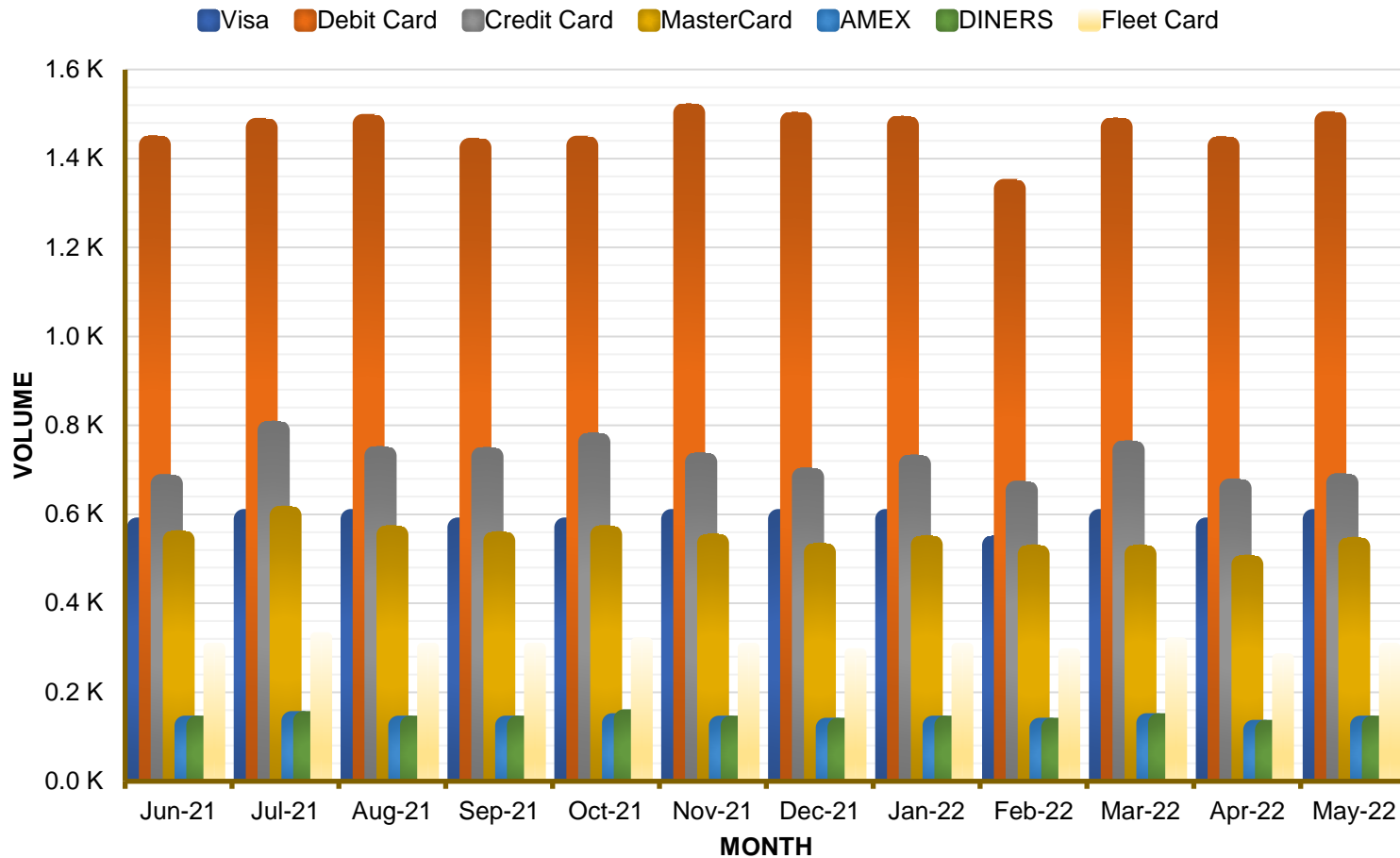
■ Night Value% ■ Day Value%



Day and Night Settlement Values		
Month	Night Value	Day Value
Jun-21	R 847,112,267,829.01	R 9,277,573,731,824.28
Jul-21	R 861,691,787,537.48	R 8,902,942,683,089.92
Aug-21	R 862,567,858,200.75	R 10,317,976,968,871.00
Sep-21	R 895,177,660,528.66	R 9,776,071,262,370.83
Oct-21	R 897,991,917,577.31	R 9,125,992,850,415.36
Nov-21	R 949,345,239,936.87	R 9,036,061,656,632.28
Dec-21	R 978,260,499,161.12	R 9,818,993,200,696.57
Jan-22	R 812,444,197,071.69	R 8,886,028,619,027.76
Feb-22	R 874,692,185,345.83	R 8,759,326,311,433.74
Mar-22	R 992,325,934,541.89	R 11,389,442,187,071.10
Apr-22	R 881,415,638,519.56	R 8,781,306,651,364.79
May-22	R 955,924,719,078.34	R 10,111,431,383,706.90
Total	R 10,808,949,905,328.50	R 114,183,147,506,505.00
Average	R 900,745,825,444.04	R 9,515,262,292,208.71



Cards Message Volumes



Cards Monthly Volume							
Month	Visa	Debit Card	Credit Card	MasterCard	AMEX	DINERS	Fleet Card
Jun-21	570	1,430	668	542	125	125	300
Jul-21	589	1,469	788	597	135	135	324
Aug-21	589	1,478	731	553	125	125	300
Sep-21	570	1,424	729	540	125	125	300
Oct-21	570	1,429	762	553	130	139	312
Nov-21	589	1,502	717	535	125	125	300
Dec-21	589	1,483	683	514	120	120	288
Jan-22	589	1,474	712	531	125	125	300
Feb-22	531	1,332	653	510	120	120	288
Mar-22	589	1,470	744	510	130	130	312
Apr-22	570	1,428	658	487	115	115	276
May-22	589	1,484	670	527	125	125	300
Total	6,934	17,403	8,515	6,399	1,500	1,509	3,600
Average	578	1,450	710	533	125	126	300

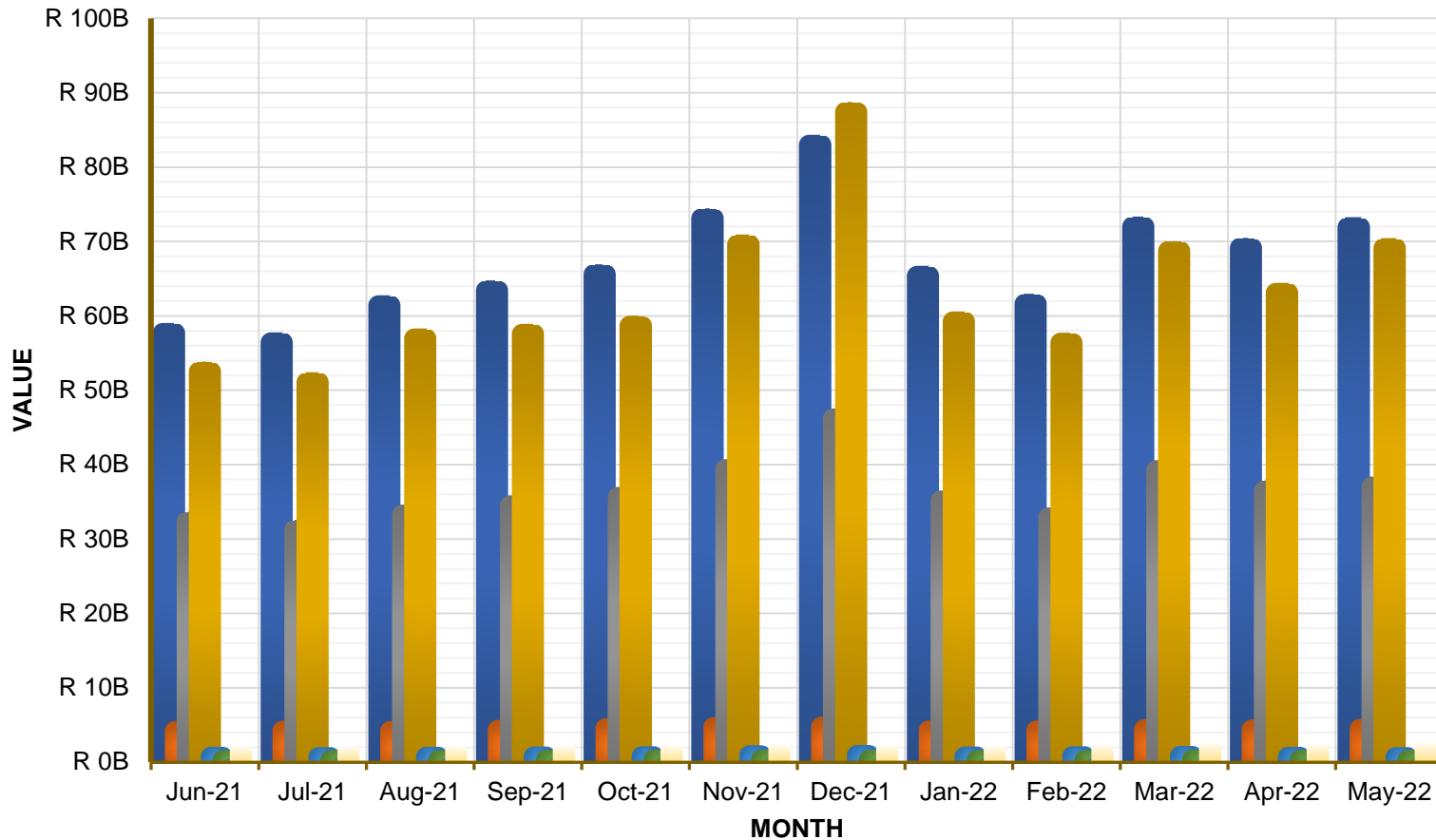




Cards Message Values from Jun 2021 – May 2022

Cards Message Values

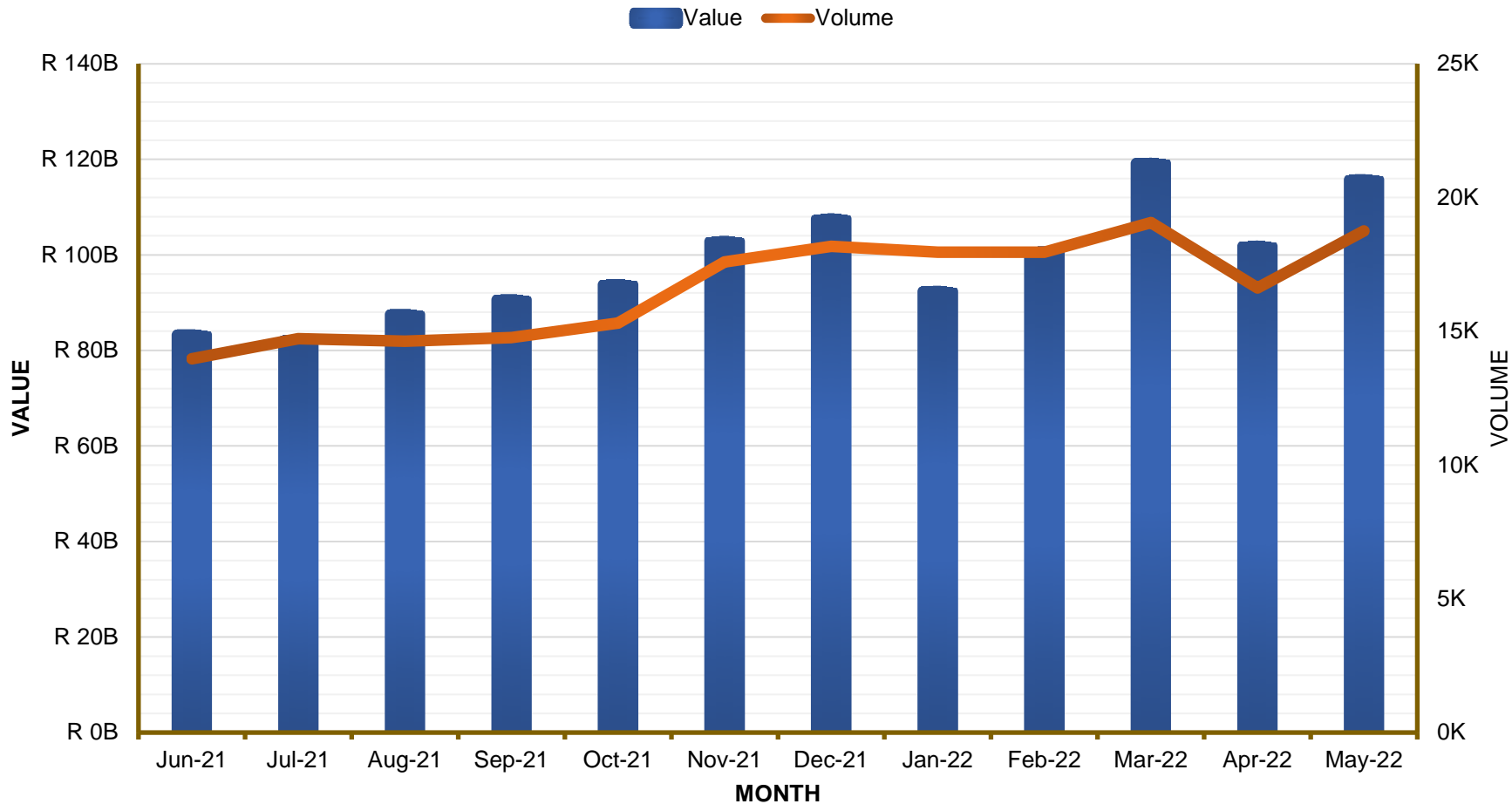
■ Visa
 ■ Debit Card
 ■ Credit Card
 ■ MasterCard
 ■ AMEX
 ■ DINERS
 ■ Fleet Card



Cards Monthly Values			
Month	Visa	Debit Card	Credit Card
Jun-21	R 57,693,685,408.17	R 4,176,598,256.68	R 32,355,619,485.30
Jul-21	R 56,403,221,142.42	R 4,205,074,572.74	R 31,226,766,979.04
Aug-21	R 61,414,202,726.57	R 4,161,972,529.33	R 33,273,402,922.86
Sep-21	R 63,413,145,542.51	R 4,346,596,209.23	R 34,487,211,509.68
Oct-21	R 65,566,369,333.73	R 4,560,022,981.12	R 35,666,952,571.47
Nov-21	R 73,097,562,792.27	R 4,721,228,018.74	R 39,378,144,641.87
Dec-21	R 82,983,364,868.39	R 4,764,147,009.67	R 46,193,551,423.83
Jan-22	R 65,372,668,358.41	R 4,274,106,815.82	R 35,144,673,128.10
Feb-22	R 61,588,091,467.29	R 4,274,471,612.93	R 32,912,641,604.21
Mar-22	R 71,974,106,145.11	R 4,415,204,229.06	R 39,258,870,682.04
Apr-22	R 69,137,490,156.24	R 4,385,193,437.02	R 36,488,301,164.07
May-22	R 71,918,394,925.14	R 4,459,298,638.77	R 37,021,821,120.28
Total	R 800,562,302,866.25	R 52,743,914,311.11	R 433,407,957,232.75
Average	R 66,713,525,238.85	R 4,395,326,192.59	R 36,117,329,769.40

Cards Monthly Values				
Month	MasterCard	AMEX	DINERS	Fleet Card
Jun-21	R 52,482,246,663.78	R 710,007,211.12	R 248,092,727.28	R 1,466,844,886.02
Jul-21	R 51,061,915,009.86	R 668,155,808.43	R 232,405,565.42	R 1,440,986,397.36
Aug-21	R 56,930,305,176.24	R 697,447,264.93	R 245,197,951.59	R 1,538,728,701.82
Sep-21	R 57,551,704,266.00	R 725,690,069.67	R 291,520,840.79	R 1,574,842,544.44
Oct-21	R 58,659,777,732.12	R 775,713,555.77	R 317,357,554.72	R 1,647,626,453.22
Nov-21	R 69,559,012,487.86	R 916,101,436.09	R 311,855,806.75	R 1,772,112,265.20
Dec-21	R 87,381,578,544.18	R 934,511,754.90	R 270,814,123.86	R 1,597,068,600.61
Jan-22	R 59,224,234,770.92	R 745,355,506.47	R 246,590,011.23	R 1,508,688,212.52
Feb-22	R 56,366,851,824.50	R 771,965,476.81	R 260,795,883.61	R 1,679,393,494.94
Mar-22	R 68,707,411,711.12	R 834,853,888.28	R 324,182,126.81	R 1,965,149,922.18
Apr-22	R 63,089,863,899.50	R 680,363,527.35	R 281,609,280.23	R 1,818,449,621.96
May-22	R 69,078,087,816.68	R 673,317,269.23	R 294,359,417.97	R 1,979,997,514.54
Total	R 750,092,989,902.76	R 9,133,482,769.05	R 3,324,781,290.26	R 19,989,888,614.81
Average	R 62,507,749,158.56	R 761,123,564.09	R 277,065,107.52	R 1,665,824,051.23

Real Time Clearing (RTC) Monthly Values and Volumes



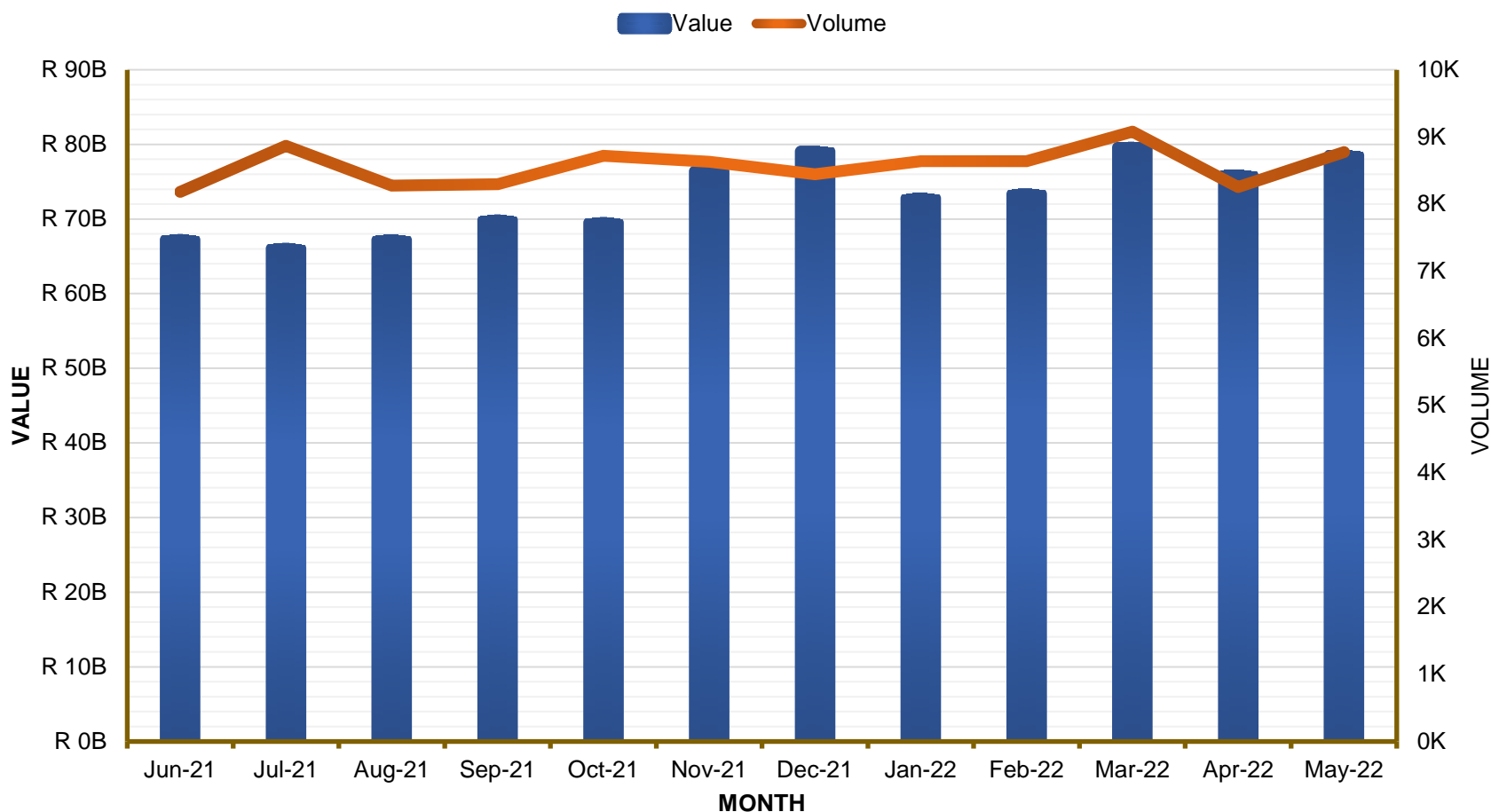
RTC Monthly Value and Volumes		
Month	Value	Volume
Jun-21	R 83,233,567,300.55	13,975
Jul-21	R 82,019,751,136.90	14,719
Aug-21	R 87,483,350,413.45	14,624
Sep-21	R 90,575,684,179.71	14,762
Oct-21	R 93,739,663,480.05	15,311
Nov-21	R 102,765,722,406.91	17,595
Dec-21	R 107,530,532,891.20	18,175
Jan-22	R 92,308,619,315.20	17,955
Feb-22	R 100,604,572,028.96	17,955
Mar-22	R 119,156,144,100.61	19,062
Apr-22	R 101,770,978,798.76	16,625
May-22	R 115,692,149,453.40	18,745
Total	R 1,176,880,735,505.70	199,503
Average	R 98,073,394,625.48	16,625





Electronic Funds Transfer (EFT) DR Monthly Values and Volumes from Jun 2021 – May 2022

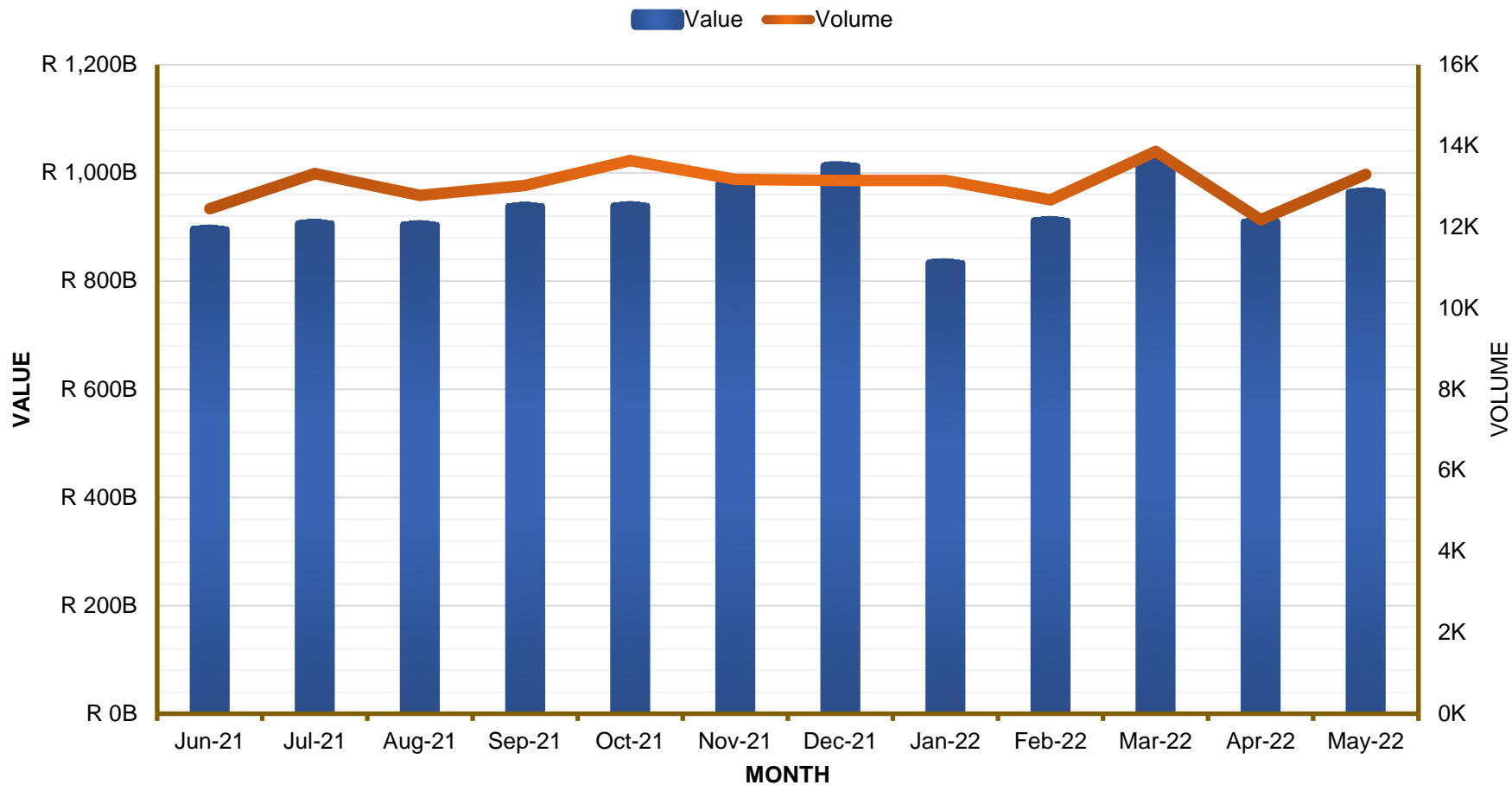
Electronic Funds Transfer (EFT) DR Monthly Values and Volumes



EFT DR Monthly Value and Volumes		
Month	Value	Volume
Jun-21	R 67,194,025,520.79	8,184
Jul-21	R 66,026,818,346.82	8,869
Aug-21	R 67,183,371,794.74	8,275
Sep-21	R 69,835,371,654.65	8,295
Oct-21	R 69,482,381,095.20	8,721
Nov-21	R 76,386,117,525.76	8,630
Dec-21	R 79,056,944,407.69	8,446
Jan-22	R 72,772,803,447.44	8,639
Feb-22	R 73,328,641,389.20	8,639
Mar-22	R 79,594,424,103.29	9,077
Apr-22	R 75,845,446,936.85	8,255
May-22	R 78,522,083,821.57	8,774
Total	R 875,228,430,044.00	102,804
Average	R 72,935,702,503.67	8,567



Electronic Funds Transfer (EFT) CR Monthly Values and Volumes



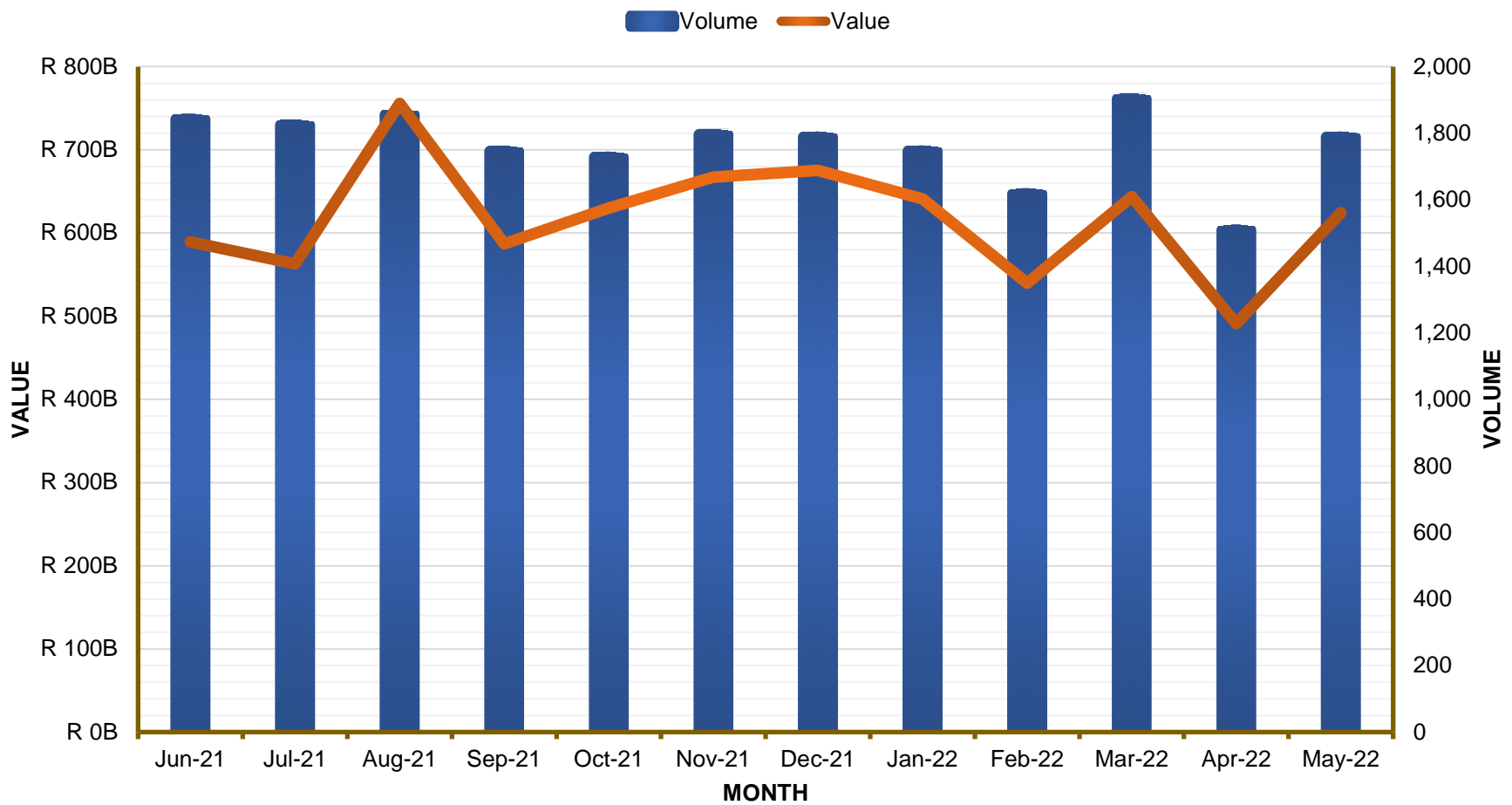
EFT CR Monthly Value and Volumes		
Month	Value	Volume
Jun-21	R 893,823,471,486.35	12,451
Jul-21	R 904,455,138,344.22	13,318
Aug-21	R 902,106,514,264.75	12,775
Sep-21	R 936,526,980,957.11	13,022
Oct-21	R 937,609,995,219.49	13,636
Nov-21	R 978,547,868,356.94	13,177
Dec-21	R 1,011,102,805,865.88	13,149
Jan-22	R 831,522,325,933.44	13,144
Feb-22	R 909,737,815,542.52	12,668
Mar-22	R 1,022,624,330,240.11	13,861
Apr-22	R 907,646,916,026.97	12,178
May-22	R 962,917,426,375.83	13,299
Total	R 11,198,621,588,613.60	156,678
Average	R 933,218,465,717.80	13,057





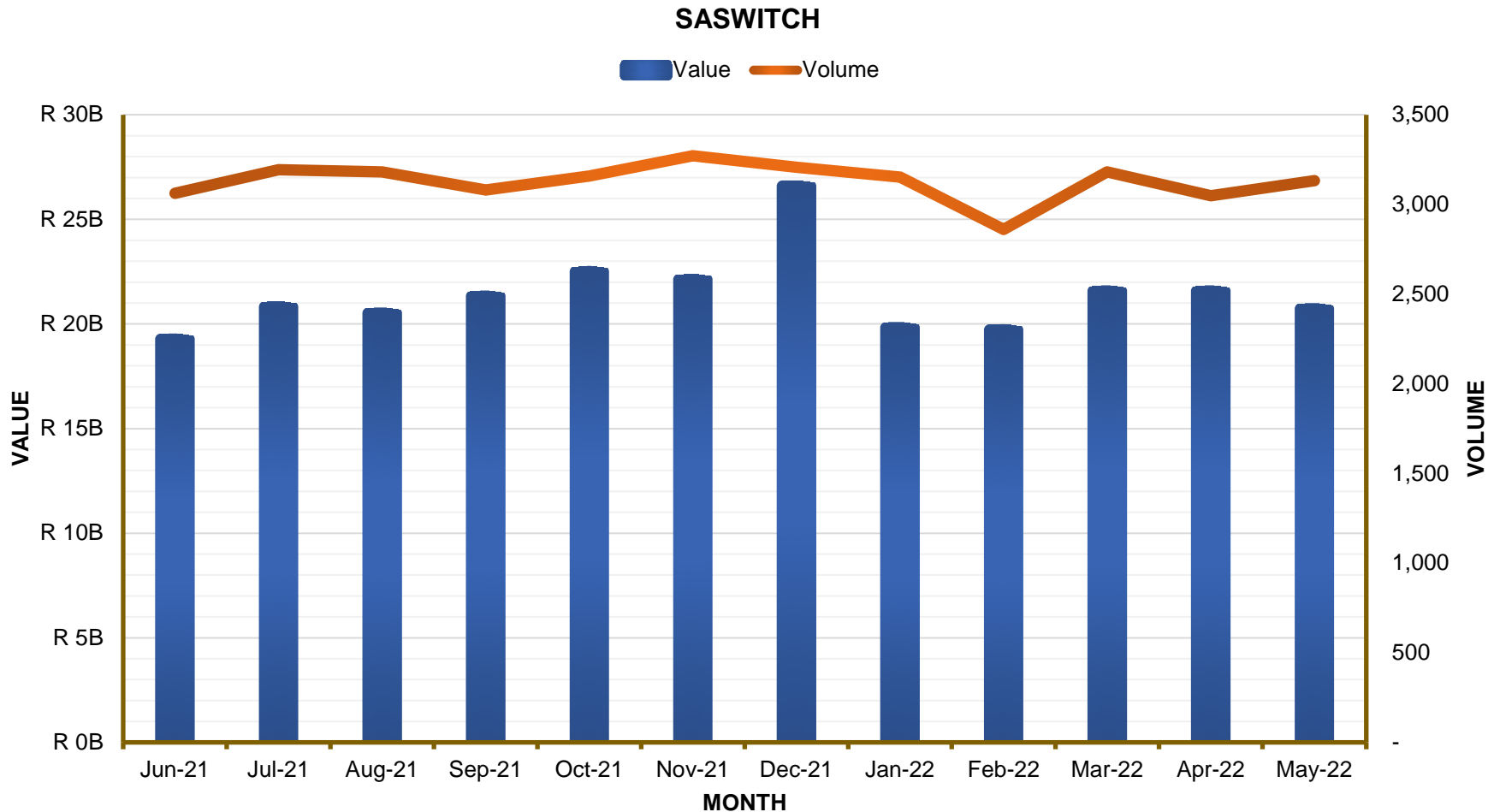
CLS Settlement Values and Volumes from Jun 2021 – May 2022

CLS Settlement - Monthly Values and Volumes



CLS Settlement - Monthly Values and Volumes		
Month	Value	Volume
Jun-21	R 589,490,076,008.98	1,842
Jul-21	R 563,012,318,519.60	1,824
Aug-21	R 755,677,691,829.12	1,855
Sep-21	R 587,229,790,060.12	1,745
Oct-21	R 629,995,394,175.98	1,728
Nov-21	R 667,137,774,752.52	1,796
Dec-21	R 675,317,940,502.32	1,788
Jan-22	R 641,061,775,710.54	1,746
Feb-22	R 539,859,472,988.12	1,618
Mar-22	R 643,824,691,600.46	1,903
Apr-22	R 491,243,638,152.10	1,509
May-22	R 624,157,559,790.96	1,788
Total	R 7,408,008,124,090.82	21,142
Average	R 617,334,010,340.90	1,762

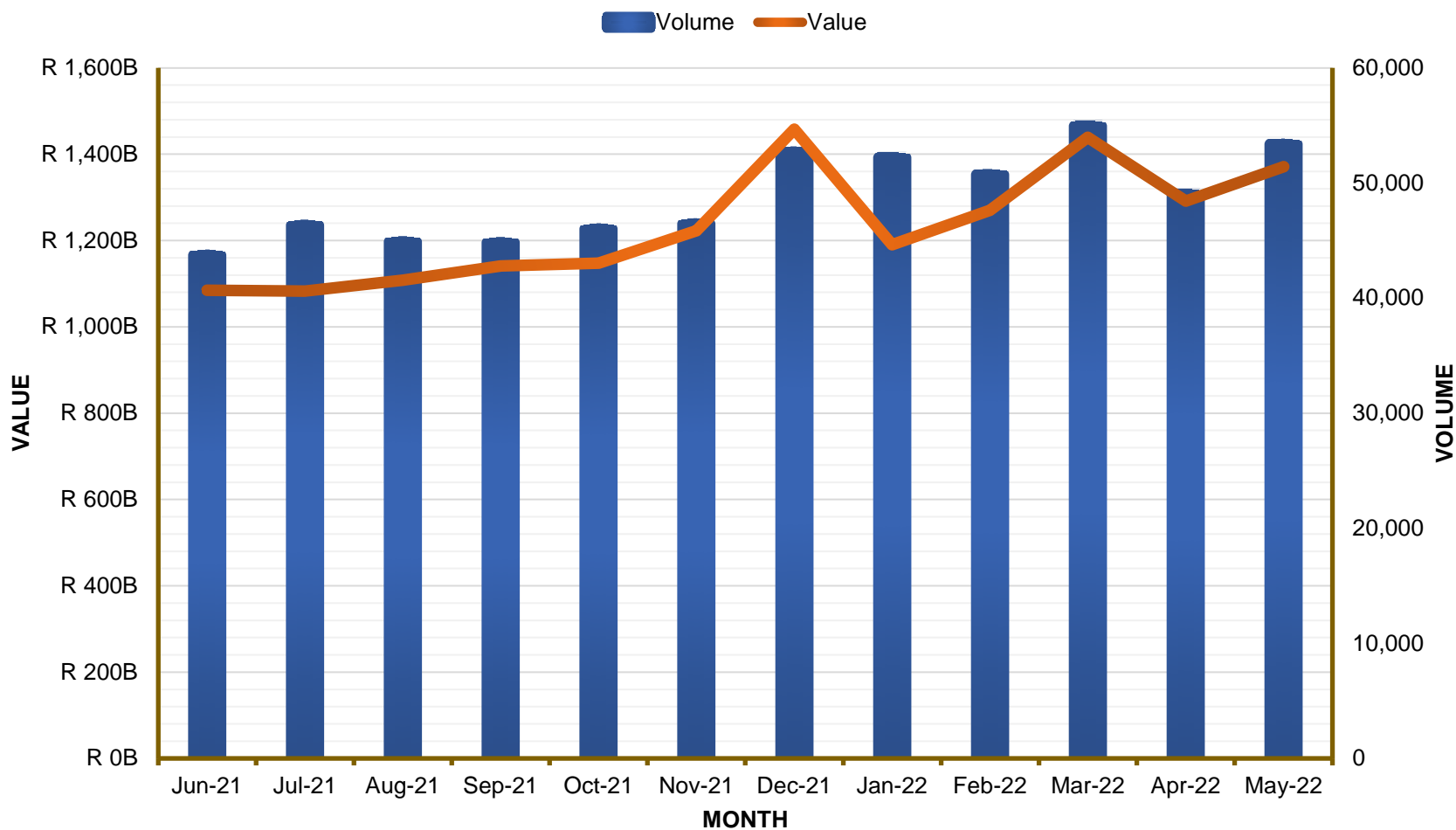




SASWITCH Monthly Values		
Month	Value	Volume
Jun-21	R 19,274,741,227.47	3,063
Jul-21	R 20,811,755,555.96	3,193
Aug-21	R 20,510,304,263.30	3,182
Sep-21	R 21,333,555,856.80	3,081
Oct-21	R 22,511,799,874.69	3,159
Nov-21	R 22,120,039,211.96	3,271
Dec-21	R 26,590,148,103.96	3,208
Jan-22	R 19,829,367,358.42	3,152
Feb-22	R 19,717,972,589.63	2,861
Mar-22	R 21,572,804,701.93	3,182
Apr-22	R 21,573,640,110.13	3,049
May-22	R 20,730,713,019.17	3,132
Total	R 256,576,841,873.42	37,533
Average	R 21,381,403,489.45	3,128



Retail Monthly Values and Volumes



Retail Monthly Values and Volumes		
Month	Value	Volume
Jun-21	R 1,084,747,898,138.06	43,709
Jul-21	R 1,082,642,024,155.41	46,313
Aug-21	R 1,108,159,861,000.61	44,875
Sep-21	R 1,141,233,051,315.55	44,817
Oct-21	R 1,147,800,656,197.14	46,001
Nov-21	R 1,222,566,265,456.36	46,428
Dec-21	R 1,457,639,397,168.22	52,669
Jan-22	R 1,190,334,195,180.62	52,188
Feb-22	R 1,269,870,424,982.92	50,705
Mar-22	R 1,438,907,261,361.79	54,927
Apr-22	R 1,291,436,658,264.04	49,002
May-22	R 1,371,390,801,003.20	53,371
Total	R 14,806,728,494,223.90	585,005
Average	R 1,233,894,041,185.33	48,750



Summerised totals		
Receiver	Volume	Value
RTL Total	956,552	R 9,695,964,595,567.33
Retail	53,371	R 1,371,390,801,003.20
Payment Cash Withdrawal/Deposit (KPSBV)	8,126	R 404,603,739,001.21
Payment Dematerialised MM Instrument (MPDEM)	4,384	R 135,395,143,886.65
Payment any Derivative Instrument (OPDER)	2,392	R 25,836,439,030.57
Rand Payments i.r.o FX Deals for CLS (SPCLS)	1,806	R 635,580,039,406.15
Daily BMA Settlements (SPBMA)	605	R 278,922,082,121.00
Payment any Money Market Product (MPMMI)	593	R 249,621,026,423.43
STRATE Planned Payments Confirmed on T+4 (SPLNY)	360	R 78,544,651,303.96
Settlement of Derivative Margin Calls (OSDMC)	196	R 36,652,548,655.08
STRATE Same Day Confirmed Settlements (SPLNN)	37	R 14,854,780,470.07

