



Settlement Statistics and Indicators

May 2021



SOUTH AFRICAN RESERVE BANK



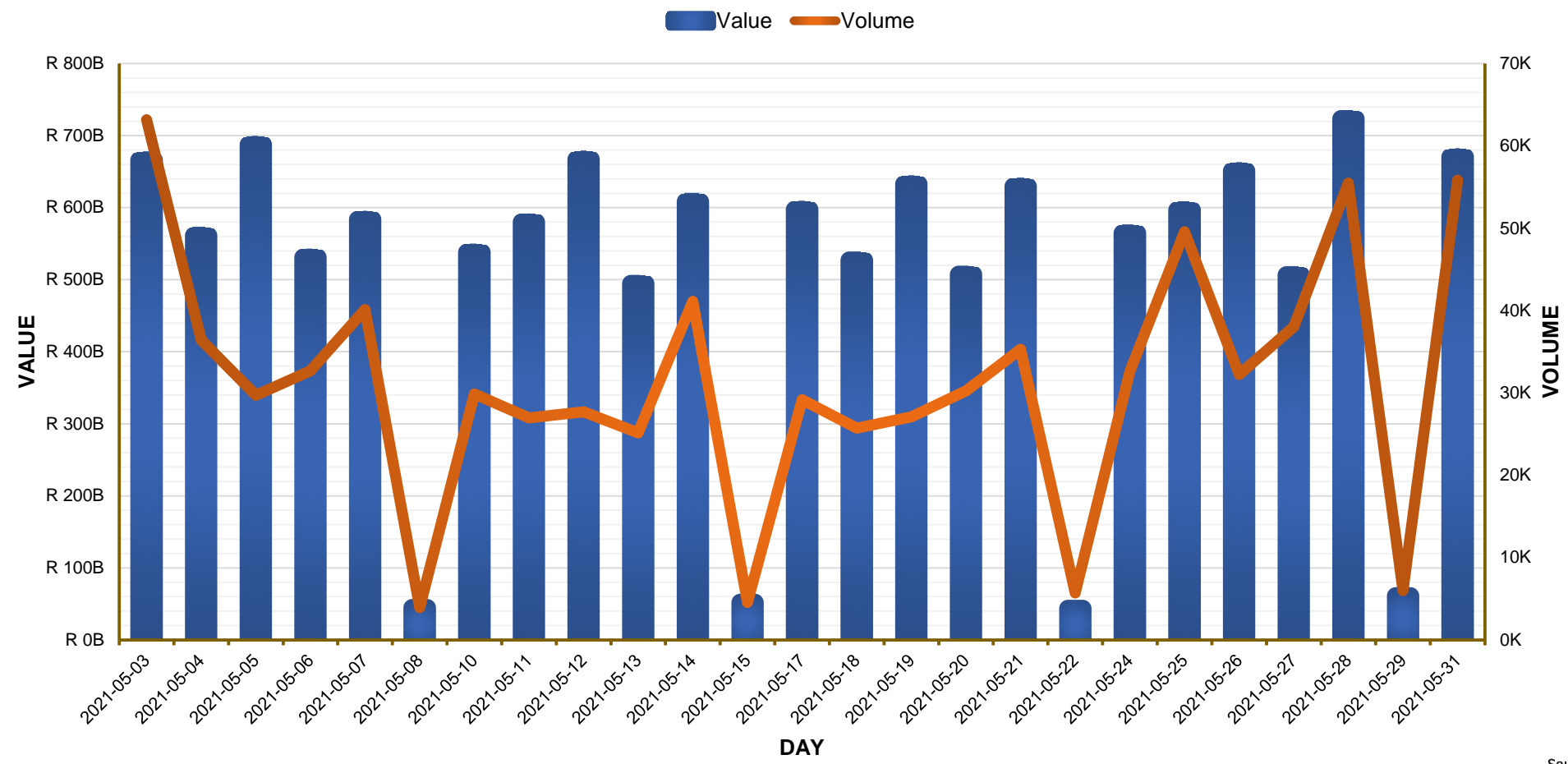
A purposeful journey

- ✓ In May 2021, SAMOS processed **784,496** transactions to the value of **ZAR12,724,826,157,788.40**.
- ✓ Peak volume and peak value was **63,167** on 03 May 2021 and **ZAR723,443,316,738.58** on 28 May 2021.
- ✓ Average number of transactions processed per day were **31,380** representing the average value of **ZAR508,993,046,311.54**
- ✓ Monthly peak volume in 10 years was **983,333** in March 2020.
- ✓ Monthly peak value in 10 years was **ZAR16,607,376,015,815.70** in March 2020.

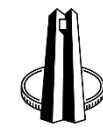




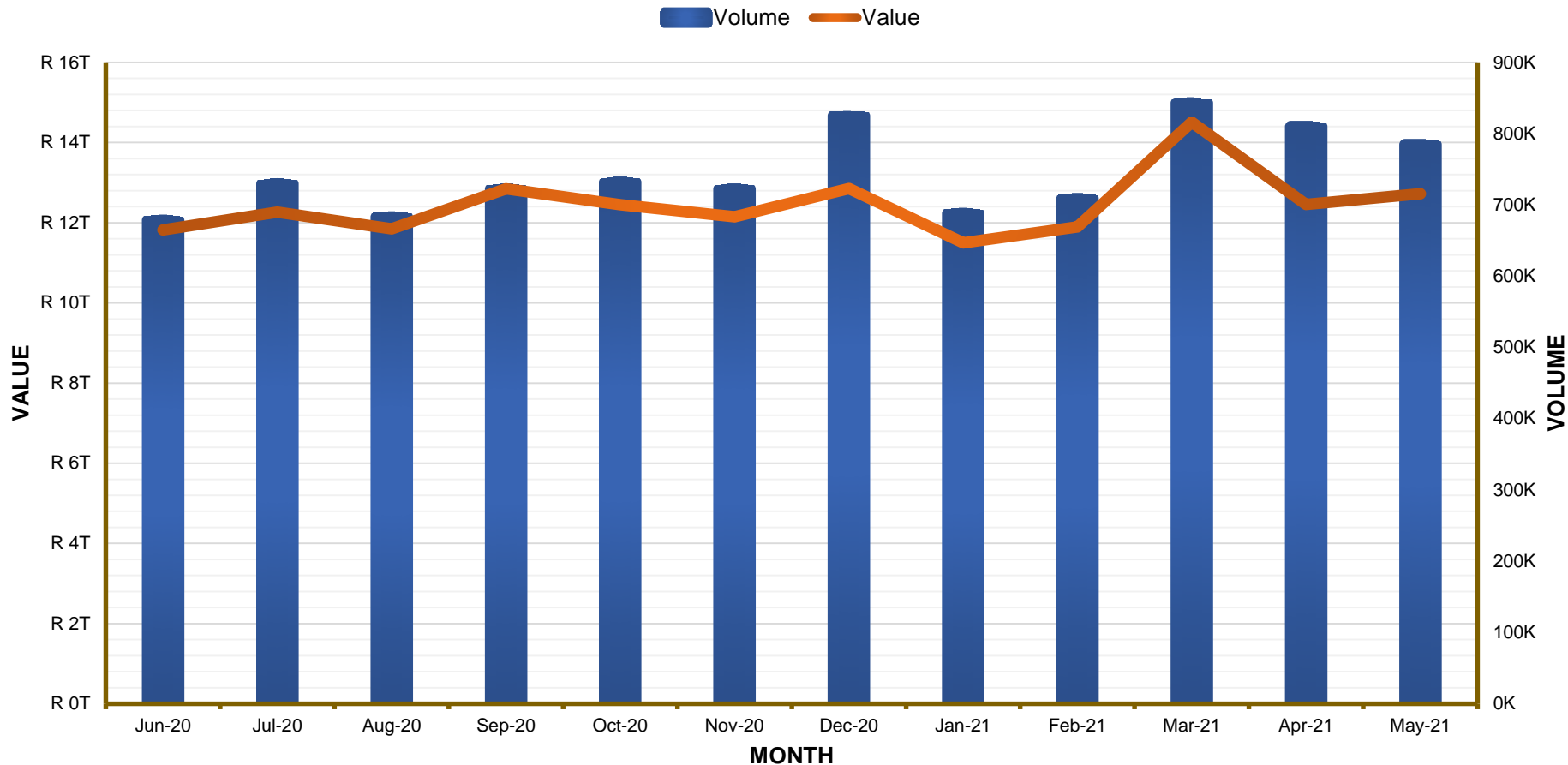
SAMOS Message Values and Volumes



Daily Values and Volumes per month		
Date	Value	Volume
2021-05-03	R 666,202,885,717.24	63,167
2021-05-04	R 561,252,640,834.75	36,415
2021-05-05	R 687,593,481,033.87	29,720
2021-05-06	R 531,091,826,676.19	32,683
2021-05-07	R 583,505,725,238.06	40,127
2021-05-08	R 44,476,186,370.10	3,900
2021-05-10	R 538,006,588,681.75	29,865
2021-05-11	R 579,920,852,401.26	26,983
2021-05-12	R 667,163,140,659.64	27,691
2021-05-13	R 494,395,013,068.79	25,158
2021-05-14	R 608,405,164,259.26	41,129
2021-05-15	R 51,768,751,713.09	4,562
2021-05-17	R 597,289,134,746.55	29,167
2021-05-18	R 526,879,074,682.02	25,724
2021-05-19	R 632,661,394,366.67	27,103
2021-05-20	R 507,158,882,173.73	30,270
2021-05-21	R 629,723,364,765.54	35,306
2021-05-22	R 43,414,433,340.97	5,715
2021-05-24	R 564,477,171,536.38	32,618
2021-05-25	R 596,651,233,458.52	49,592
2021-05-26	R 650,988,819,326.59	32,230
2021-05-27	R 506,695,867,116.76	38,059
2021-05-28	R 723,443,316,738.58	55,489
2021-05-29	R 61,121,344,488.63	5,987
2021-05-31	R 670,539,864,393.50	55,836
Total	R 12,724,826,157,788.40	784,496
Average	R 508,993,046,311.54	31,380



SAMOS Message Values and Volumes

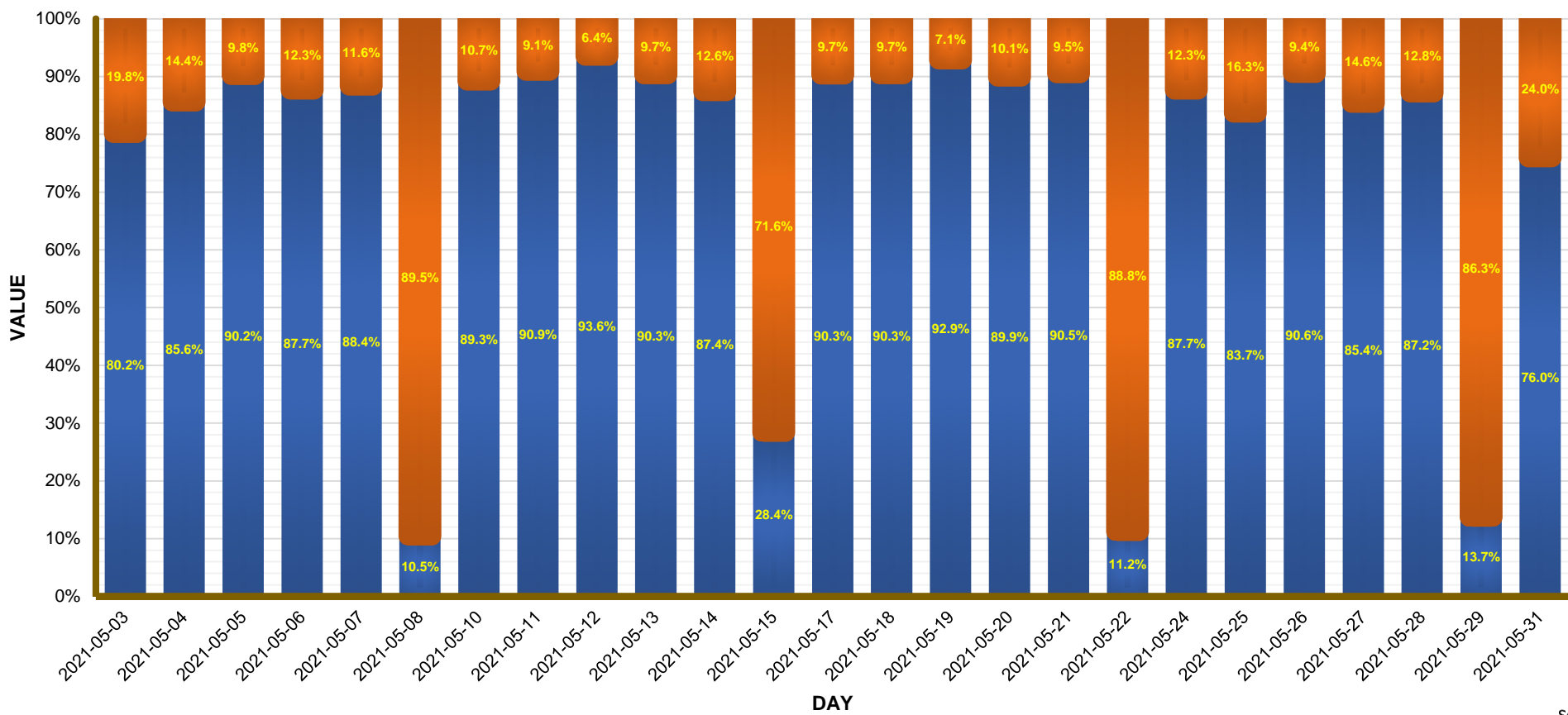


Message Values and Volumes - Monthly		
Month	Value	Volume
Jun-20	R 11,822,058,219,705.40	678,216
Jul-20	R 12,266,099,197,500.50	729,460
Aug-20	R 11,844,337,321,924.60	682,981
Sep-20	R 12,843,757,284,148.80	722,115
Oct-20	R 12,446,665,002,625.10	731,964
Nov-20	R 12,147,830,404,306.80	722,224
Dec-20	R 12,855,301,563,249.10	824,836
Jan-21	R 11,495,752,430,298.40	688,114
Feb-21	R 11,894,162,612,644.20	708,636
Mar-21	R 14,509,067,819,227.00	842,908
Apr-21	R 12,454,410,334,064.70	809,898
May-21	R 12,724,826,157,788.40	784,496
Total	R 149,304,268,347,483.00	8,925,848
Average	R 12,442,022,362,290.20	743,821



RTL Value / Batches Value

■ RTL% ■ Batches%

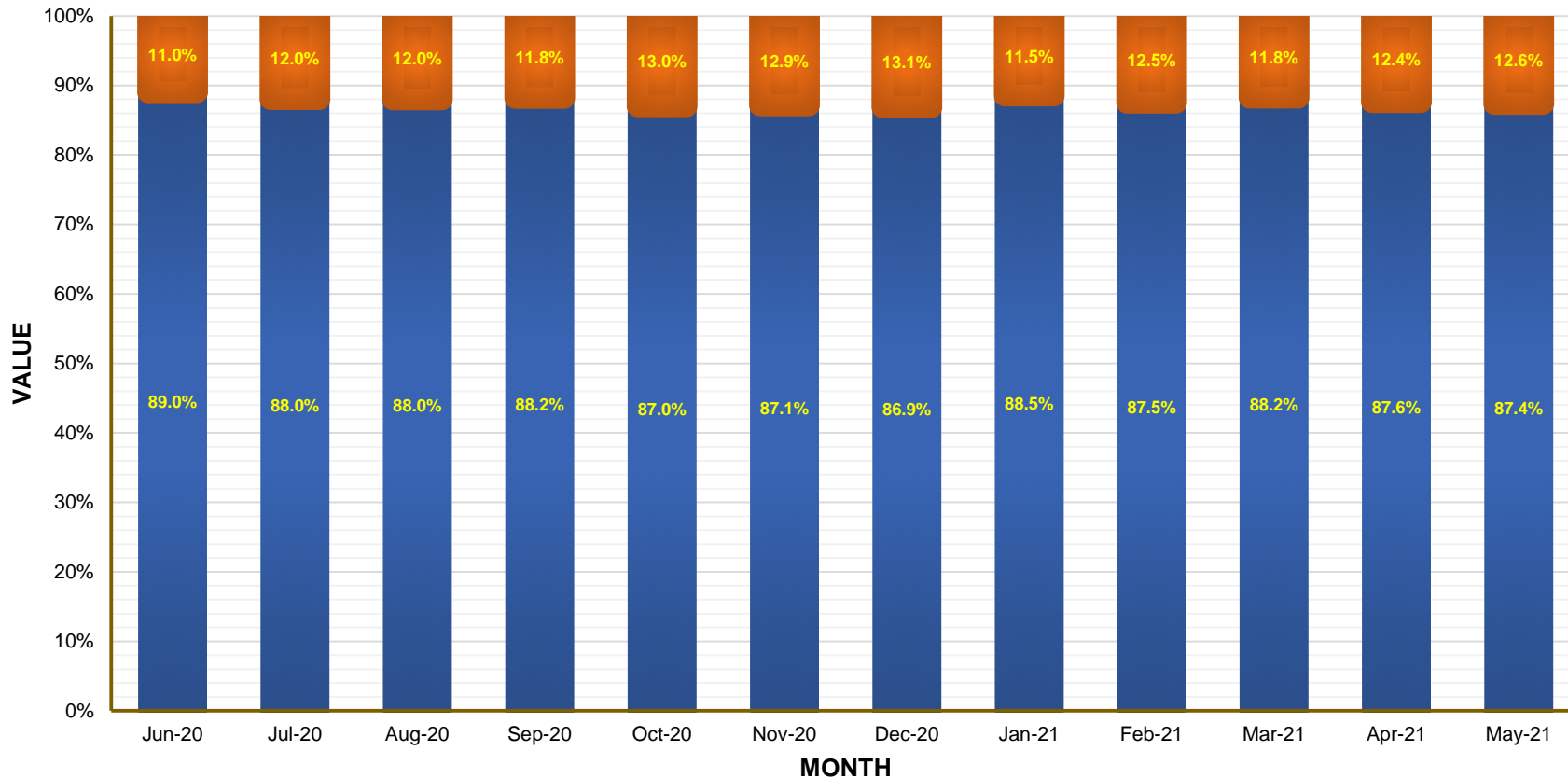


RTL / Batches Message Values		
Date	RTL	Batches
2021-05-03	R 428,068,238,603.32	R 105,851,852,704.28
2021-05-04	R 370,239,077,230.83	R 62,266,602,720.09
2021-05-05	R 469,835,626,977.82	R 51,004,558,413.87
2021-05-06	R 367,077,714,545.86	R 51,532,833,241.74
2021-05-07	R 400,324,115,607.90	R 52,566,109,594.23
2021-05-08	R 1,428,817,104.53	R 12,187,020,911.74
2021-05-10	R 369,616,025,662.61	R 44,499,134,586.91
2021-05-11	R 372,312,017,562.66	R 37,175,246,930.63
2021-05-12	R 507,297,680,123.81	R 34,931,225,517.27
2021-05-13	R 341,674,252,970.11	R 36,502,954,411.81
2021-05-14	R 431,603,155,337.45	R 62,180,779,529.19
2021-05-15	R 6,189,578,135.78	R 15,578,870,930.36
2021-05-17	R 399,541,765,077.39	R 42,916,527,663.67
2021-05-18	R 331,738,938,324.95	R 35,496,002,231.69
2021-05-19	R 449,993,243,029.96	R 34,345,284,334.30
2021-05-20	R 360,292,954,720.73	R 40,310,173,689.16
2021-05-21	R 449,967,341,514.79	R 47,204,322,179.05
2021-05-22	R 1,502,281,936.57	R 11,865,251,100.46
2021-05-24	R 399,454,362,630.88	R 56,215,162,055.81
2021-05-25	R 405,375,624,310.99	R 78,998,314,476.27
2021-05-26	R 481,805,629,650.99	R 50,272,278,052.88
2021-05-27	R 334,658,690,738.62	R 57,322,121,443.07
2021-05-28	R 481,375,447,473.45	R 70,889,166,166.54
2021-05-29	R 3,174,365,872.71	R 19,964,308,372.27
2021-05-31	R 403,078,535,249.86	R 127,453,379,417.30
Total	R 8,567,625,480,394.57	R 1,239,529,480,674.59
Average	R 342,705,019,215.78	R 49,581,179,226.98



RTL Value / Batches Value

■ RTL% ■ Batches%



RTL /Batches Message Values		
Month	RTL	Batches
Jun-20	R 8,154,063,398,306.18	R 1,007,567,661,267.35
Jul-20	R 8,206,633,484,127.57	R 1,114,606,897,785.00
Aug-20	R 8,073,810,073,835.14	R 1,103,541,428,211.94
Sep-20	R 8,635,725,120,528.86	R 1,154,564,947,425.88
Oct-20	R 8,214,395,901,980.92	R 1,225,364,042,878.44
Nov-20	R 8,147,227,472,477.27	R 1,205,318,825,325.82
Dec-20	R 8,812,708,205,813.99	R 1,330,544,486,198.48
Jan-21	R 7,832,630,617,984.34	R 1,013,552,778,162.95
Feb-21	R 7,958,669,906,460.55	R 1,135,808,449,552.93
Mar-21	R 9,785,774,806,059.13	R 1,303,474,338,207.42
Apr-21	R 8,483,383,028,255.66	R 1,202,187,896,656.08
May-21	R 8,567,625,480,394.57	R 1,239,529,480,674.59
Total	R 100,872,647,496,224.00	R 14,036,061,232,346.90
Average	R 8,406,053,958,018.68	R 1,169,671,769,362.24

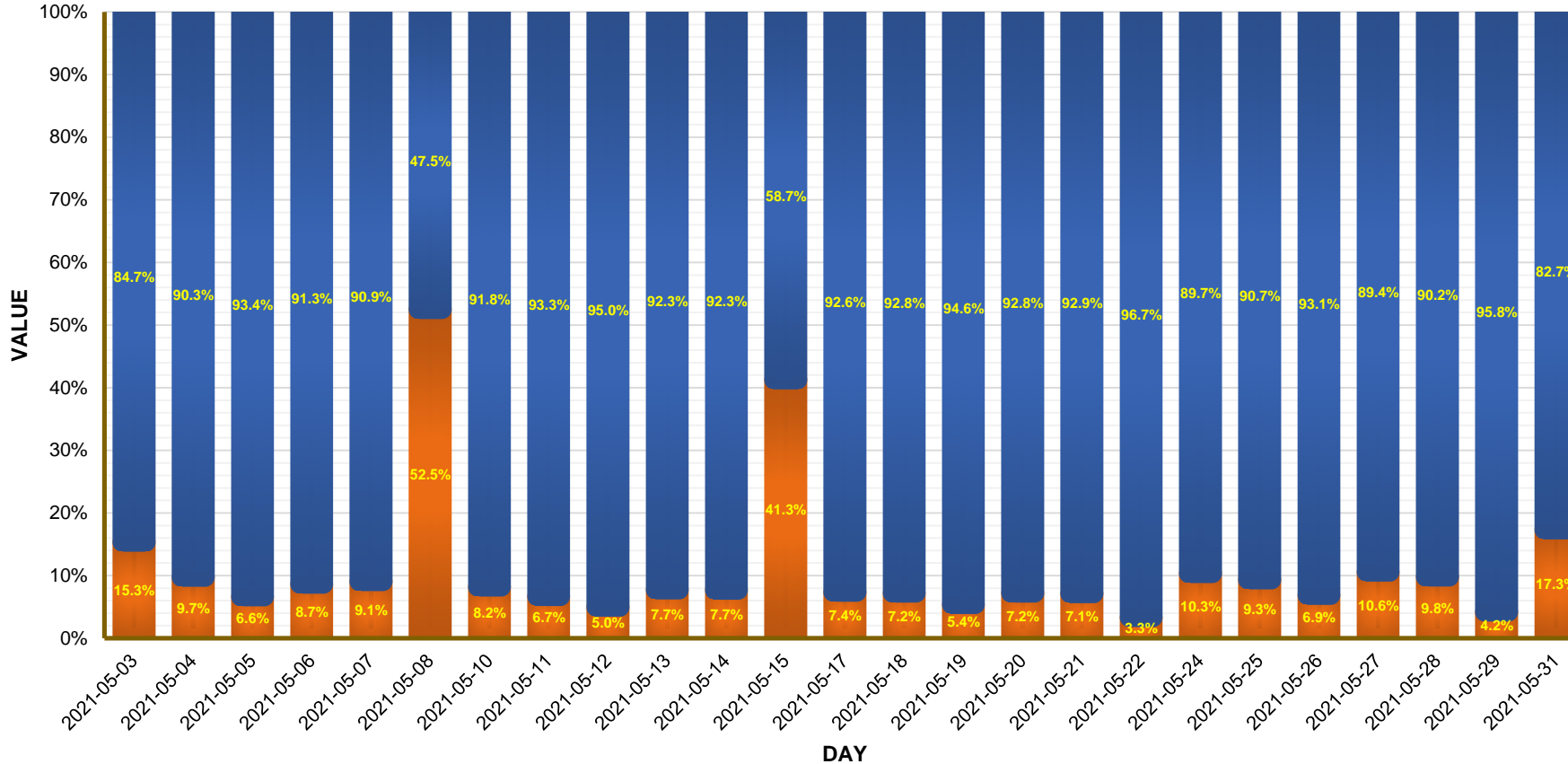




Day and Night Settlement Values for May 2021

Day Value, Night Value

■ Night Value% ■ Day Value%

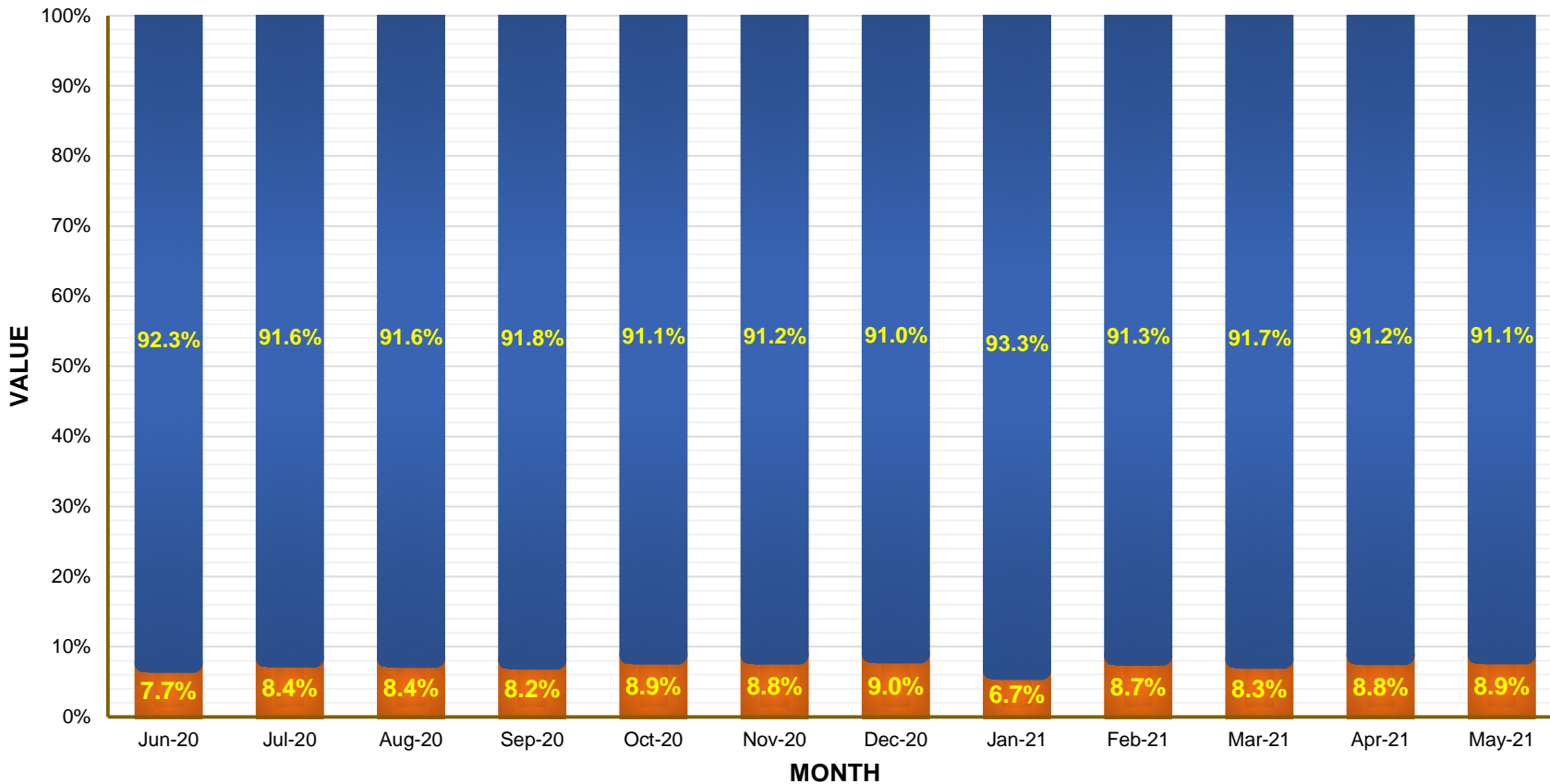


Day and Night Settlement Values		
Date	Night Value	Day Value
2021-05-03	R 81,142,513,682.66	R 447,528,369,412.55
2021-05-04	R 41,662,852,134.43	R 386,310,109,844.88
2021-05-05	R 34,981,759,490.51	R 491,867,562,133.00
2021-05-06	R 36,172,200,160.74	R 381,587,226,693.52
2021-05-07	R 40,760,317,980.54	R 409,243,215,313.44
2021-05-08	R 7,148,618,443.30	R 6,467,514,877.11
2021-05-10	R 33,852,754,708.61	R 378,709,989,977.38
2021-05-11	R 26,938,941,130.55	R 376,717,572,192.27
2021-05-12	R 27,161,444,708.69	R 520,813,768,845.86
2021-05-13	R 28,796,754,282.56	R 344,348,039,549.27
2021-05-14	R 37,718,391,089.94	R 452,364,976,290.56
2021-05-15	R 8,985,488,618.14	R 12,783,263,094.95
2021-05-17	R 32,424,298,799.72	R 408,684,516,565.43
2021-05-18	R 25,813,377,485.42	R 332,141,960,213.55
2021-05-19	R 26,227,863,060.51	R 460,484,381,328.68
2021-05-20	R 28,746,817,929.52	R 369,989,741,484.32
2021-05-21	R 34,639,344,430.83	R 451,678,796,216.89
2021-05-22	R 445,364,103.46	R 12,934,091,291.97
2021-05-24	R 45,438,638,548.97	R 393,821,055,337.05
2021-05-25	R 44,540,134,403.19	R 433,380,665,583.36
2021-05-26	R 36,716,320,651.33	R 497,129,992,490.70
2021-05-27	R 40,952,710,067.60	R 345,586,438,228.30
2021-05-28	R 54,073,423,503.29	R 497,929,030,862.73
2021-05-29	R 968,906,407.01	R 22,170,173,919.11
2021-05-31	R 91,463,061,543.47	R 437,407,978,983.74
Total	R 867,772,297,364.99	R 8,872,080,430,730.62
Average	R 34,710,891,894.60	R 354,883,217,229.23



Day Value, Night Value

■ Night Value% ■ Day Value%

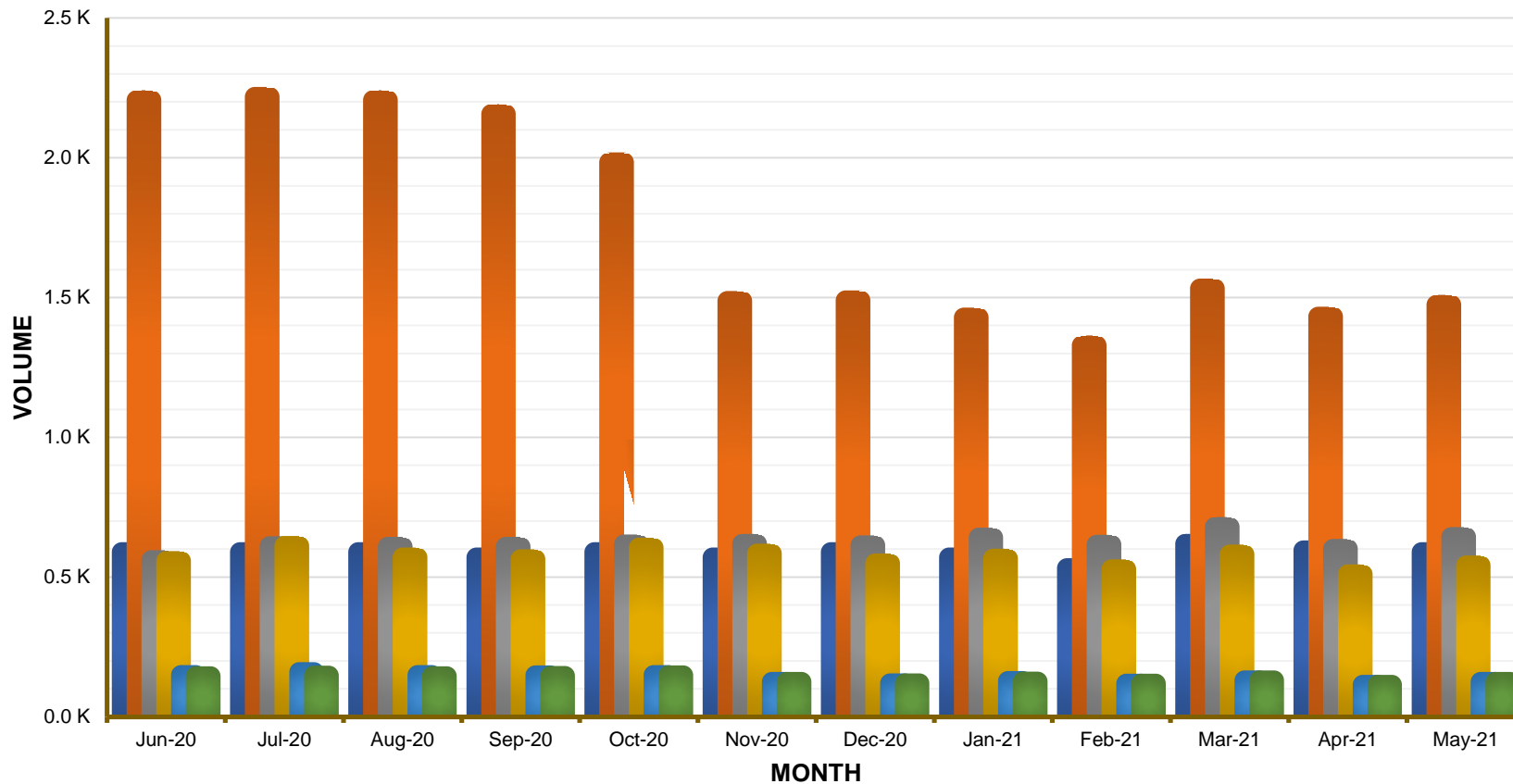


Day and Night Settlement Values		
Month	Night Value	Day Value
Jun-20	R 709,268,785,021.40	R 8,518,558,317,587.30
Jul-20	R 796,853,416,861.52	R 8,652,502,951,276.53
Aug-20	R 780,467,137,124.07	R 8,517,192,162,446.16
Sep-20	R 811,373,712,891.87	R 9,126,673,747,525.50
Oct-20	R 851,811,997,878.64	R 8,771,448,363,966.87
Nov-20	R 841,653,856,997.45	R 8,670,550,766,154.28
Dec-20	R 924,541,271,720.02	R 9,332,256,563,762.83
Jan-21	R 701,604,486,872.15	R 9,814,374,451,937.14
Feb-21	R 802,718,227,966.52	R 8,426,792,249,692.66
Mar-21	R 904,578,660,018.58	R 10,026,499,484,697.60
Apr-21	R 843,380,310,105.92	R 8,767,660,131,169.24
May-21	R 867,772,297,364.99	R 8,872,080,430,730.62
Total	R 9,836,024,160,823.13	R 107,496,589,620,947.00
Average	R 819,668,680,068.59	R 8,958,049,135,078.90



Cards Message Volumes

■ Visa
 ■ Debit Card
 ■ Credit Card
 ■ MasterCard
 ■ AMEX
 ■ DINERS



Cards Monthly Volume						
Month	Visa	Debit Card	Credit Card	MasterCard	AMEX	DINERS
Jun-20	589	2206	561	557	150	145
Jul-20	589	2218	610	611	160	147
Aug-20	589	2206	608	570	150	145
Sep-20	570	2156	608	564	148	146
Oct-20	589	1984	617	605	150	148
Nov-20	570	1488	619	584	125	125
Dec-20	589	1490	614	549	120	120
Jan-21	570	1428	641	566	128	126
Feb-21	532	1329	616	528	119	119
Mar-21	619	1532	679	581	130	130
Apr-21	596	1432	601	510	115	115
May-21	589	1474	643	542	125	125
Total	6,991	20,943	7,417	6,767	1,620	1,591
Average	583	1,745	618	564	135	133

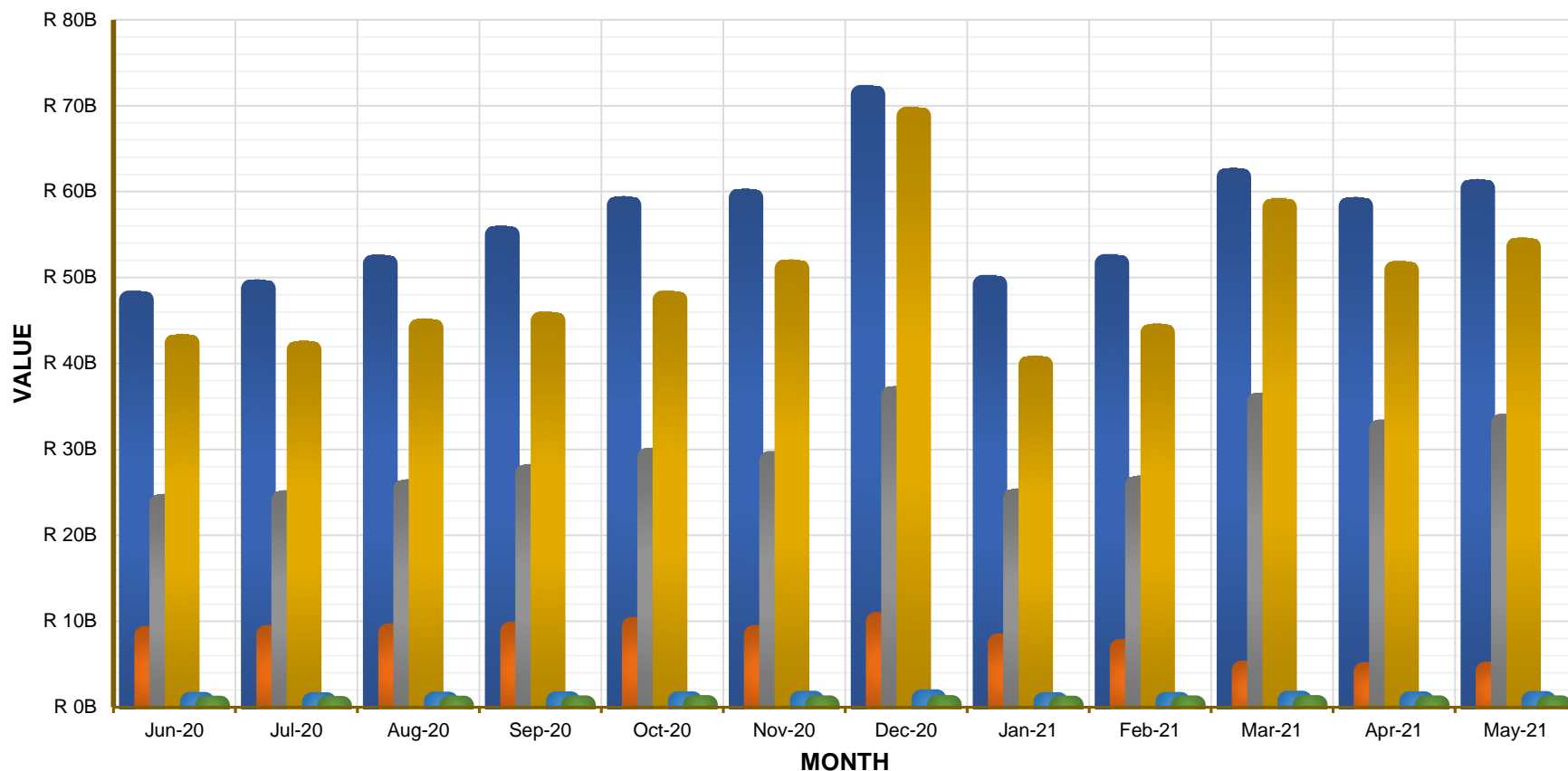




Cards Message Values from June 2020 – May 2021

Cards Message Values

■ Visa
 ■ Debit Card
 ■ Credit Card
 ■ MasterCard
 ■ AMEX
 ■ DINERS

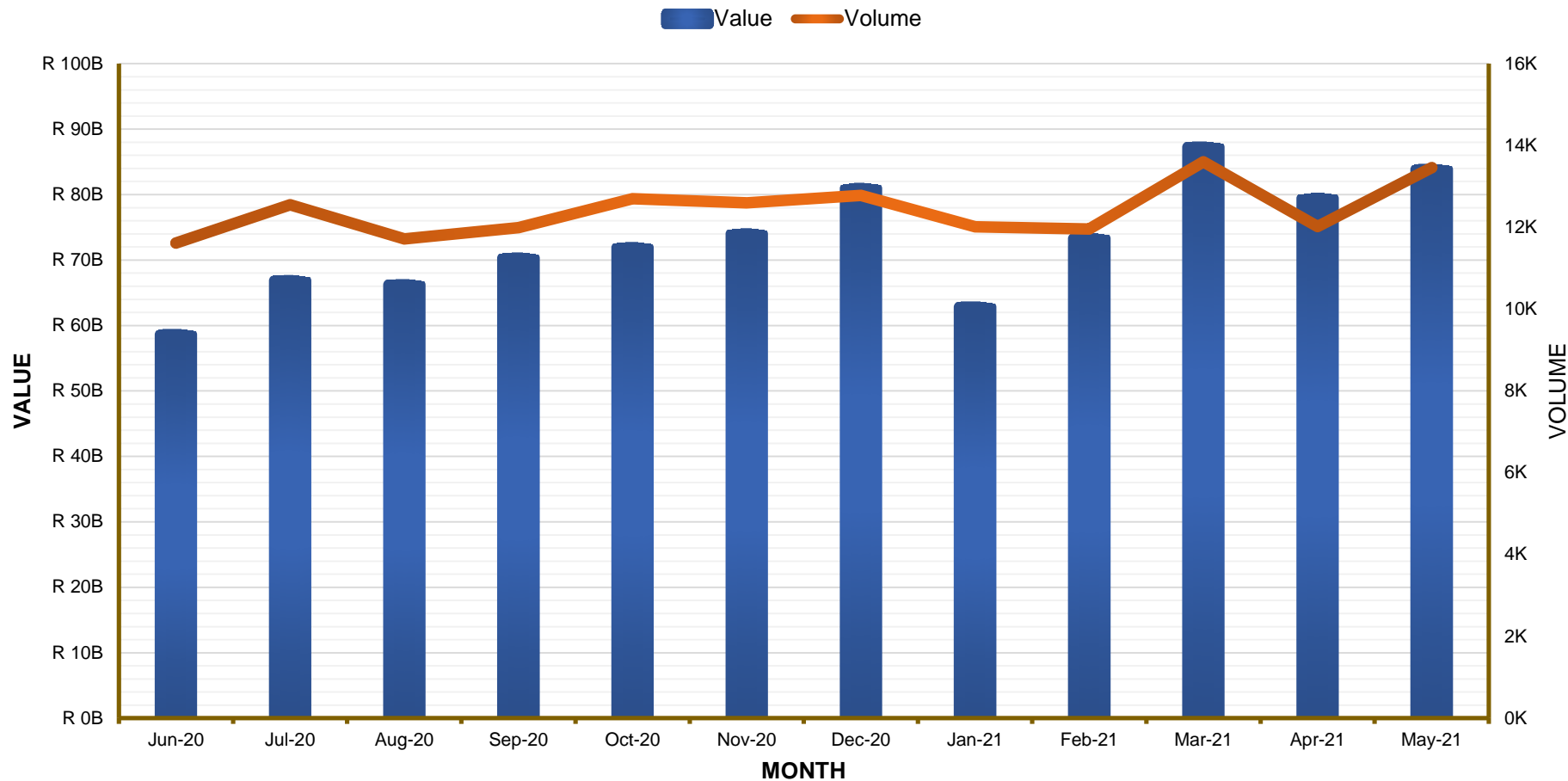


Cards Monthly Values			
Month	Visa	Debit Card	Credit Card
Jun-20	R 47,356,836,464.96	R 8,340,877,781.98	R 23,684,578,015.91
Jul-20	R 48,685,669,313.89	R 8,437,324,761.89	R 24,122,701,524.13
Aug-20	R 51,558,709,965.38	R 8,645,694,010.51	R 25,420,912,113.44
Sep-20	R 54,950,461,500.15	R 8,845,062,472.30	R 27,169,880,915.68
Oct-20	R 58,382,984,336.12	R 9,359,914,653.93	R 29,064,385,422.86
Nov-20	R 59,255,614,623.20	R 8,440,467,265.15	R 28,699,572,123.42
Dec-20	R 71,288,361,003.37	R 9,945,573,778.60	R 36,266,934,420.23
Jan-21	R 49,188,971,568.32	R 7,441,143,731.67	R 24,331,640,360.99
Feb-21	R 51,613,508,030.70	R 6,823,102,153.82	R 25,858,732,939.81
Mar-21	R 61,681,390,092.86	R 4,297,225,291.26	R 35,479,978,674.59
Apr-21	R 58,289,126,486.17	R 4,117,361,803.17	R 32,364,407,720.02
May-21	R 60,357,874,739.86	R 4,177,157,901.81	R 33,035,805,014.25
Total	R 672,609,508,124.98	R 88,870,905,606.09	R 345,499,529,245.33
Average	R 56,050,792,343.75	R 7,405,908,800.51	R 28,791,627,437.11

Cards Monthly Values			
Month	MasterCard	AMEX	DINERS
Jun-20	R 42,338,655,945.30	R 651,263,846.17	R 205,696,062.09
Jul-20	R 41,561,698,055.92	R 622,670,354.63	R 183,879,690.45
Aug-20	R 44,136,019,443.66	R 669,610,871.01	R 219,730,182.54
Sep-20	R 44,946,013,259.36	R 699,026,062.19	R 242,921,374.77
Oct-20	R 47,365,999,332.32	R 720,931,509.55	R 258,034,536.77
Nov-20	R 51,014,735,589.34	R 781,814,938.47	R 241,726,492.01
Dec-20	R 68,752,081,692.36	R 950,517,472.46	R 261,194,299.73
Jan-21	R 39,794,767,651.54	R 624,886,932.15	R 189,454,958.01
Feb-21	R 43,540,980,550.54	R 648,077,000.29	R 223,106,812.55
Mar-21	R 58,137,679,030.38	R 780,969,705.43	R 261,085,099.11
Apr-21	R 50,834,509,104.84	R 701,093,099.29	R 245,242,464.86
May-21	R 53,568,032,938.18	R 735,325,320.62	R 254,109,457.40
Total	R 585,991,172,593.74	R 8,586,187,112.26	R 2,786,181,430.29
Average	R 48,832,597,716.15	R 715,515,592.69	R 232,181,785.86



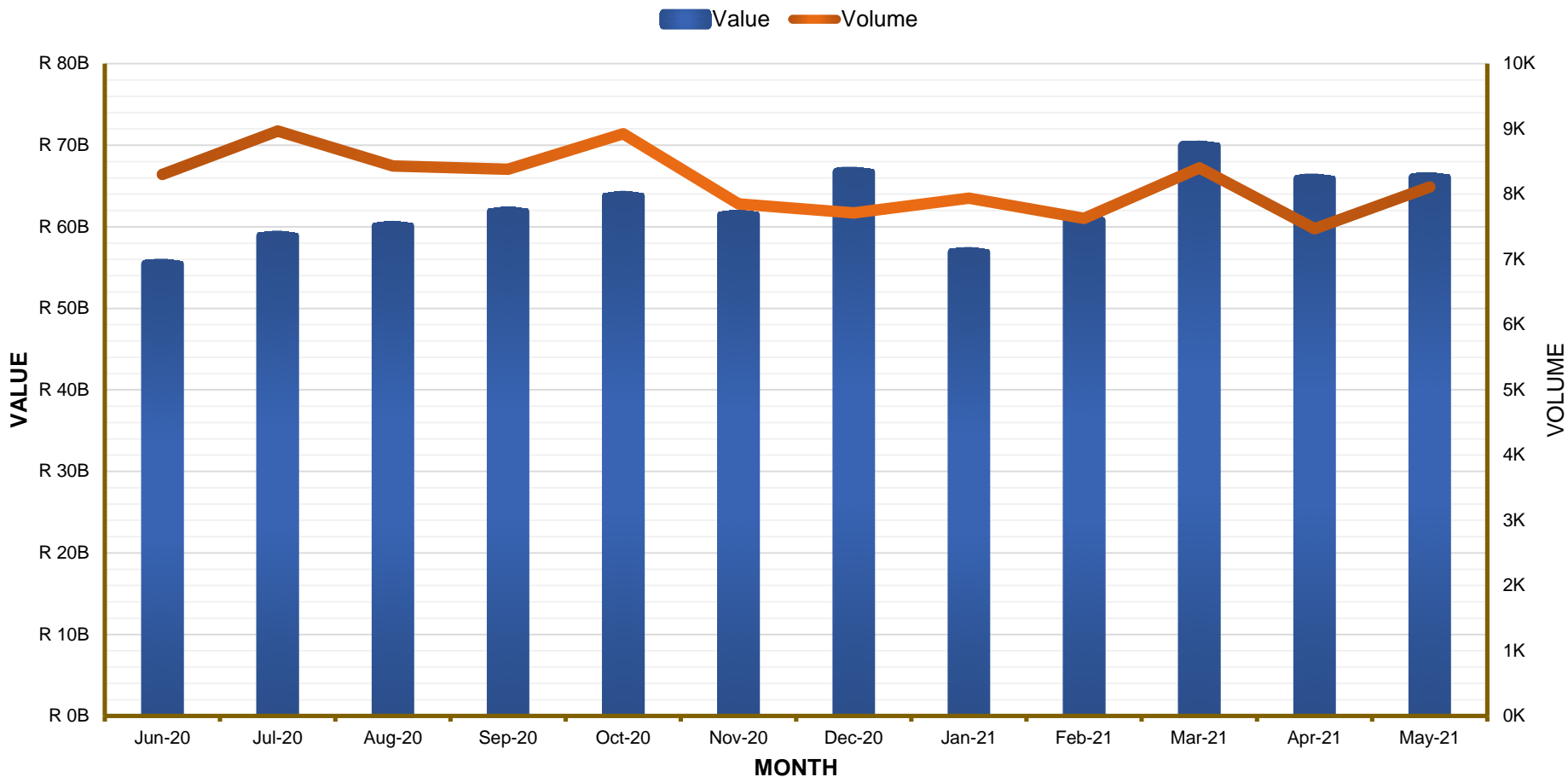
Real Time Clearing (RTC) Monthly Values and Volumes



RTC Monthly Value and Volumes		
Month	Value	Volume
Jun-20	R 58,609,904,824.61	11,618
Jul-20	R 66,846,867,004.10	12,553
Aug-20	R 66,220,267,445.44	11,715
Sep-20	R 70,288,498,338.48	11,995
Oct-20	R 71,867,903,221.92	12,699
Nov-20	R 73,976,062,940.63	12,596
Dec-20	R 80,934,288,238.20	12,782
Jan-21	R 62,813,101,789.32	12,011
Feb-21	R 73,253,995,691.38	11,962
Mar-21	R 87,243,133,197.70	13,598
Apr-21	R 79,416,641,040.47	12,017
May-21	R 83,846,988,081.22	13,461
Total	R 875,317,651,813.47	149,007
Average	R 72,943,137,651.12	12,417



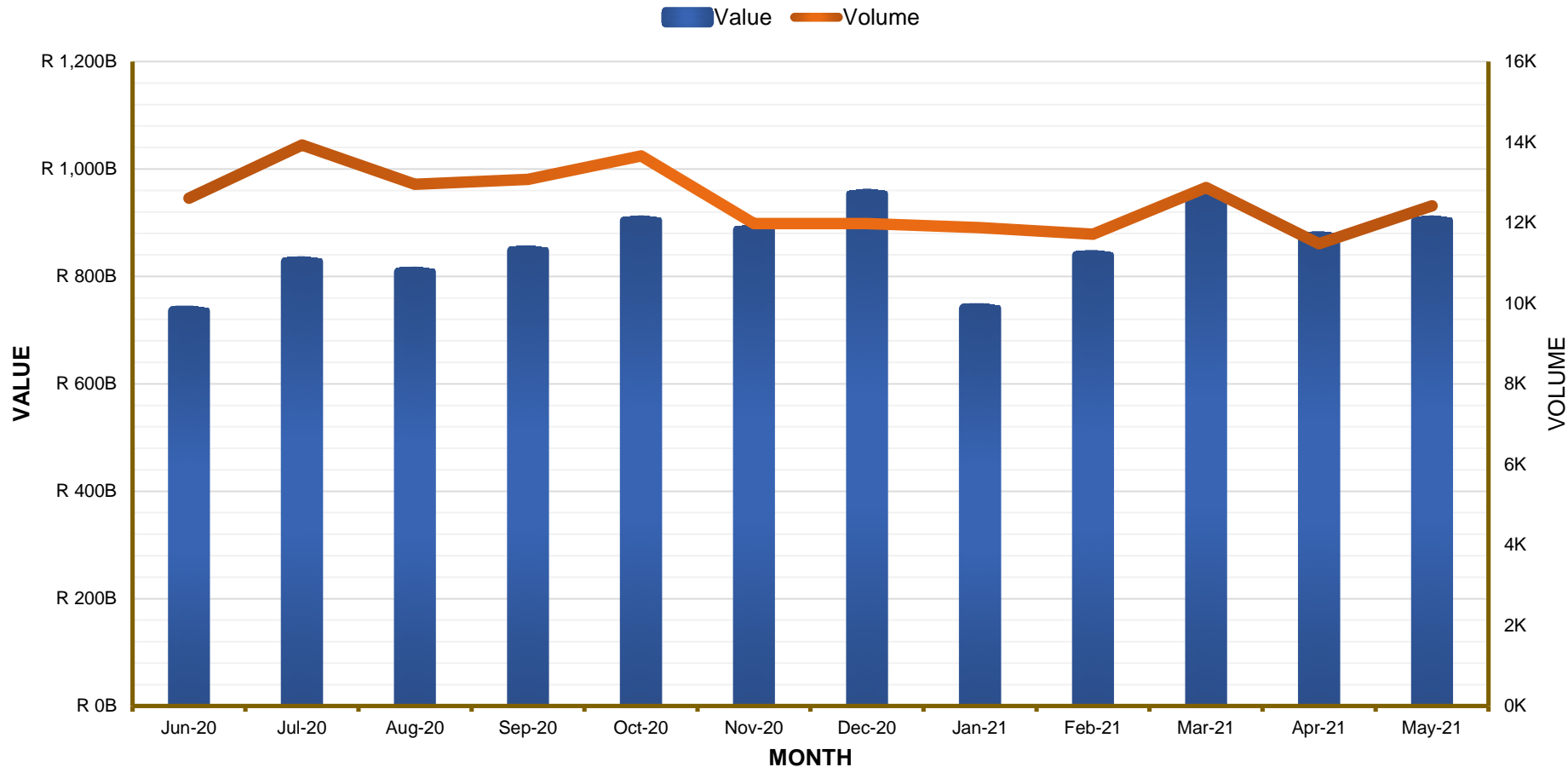
Electronic Funds Transfer (EFT) DR Monthly Values and Volumes



EFT DR Monthly Value and Volumes		
Month	Value	Volume
Jun-20	R 55,385,198,798.71	8,302
Jul-20	R 58,815,965,737.43	8,968
Aug-20	R 60,024,091,331.95	8,431
Sep-20	R 61,799,166,587.70	8,384
Oct-20	R 63,700,240,325.42	8,928
Nov-20	R 61,413,398,725.85	7,852
Dec-20	R 66,674,386,601.96	7,713
Jan-21	R 56,829,062,340.52	7,938
Feb-21	R 60,742,446,165.10	7,631
Mar-21	R 69,877,963,734.87	8,402
Apr-21	R 65,807,358,462.77	7,469
May-21	R 65,987,522,886.43	8,111
Total	R 747,056,801,698.71	98,129
Average	R 62,254,733,474.89	8,177



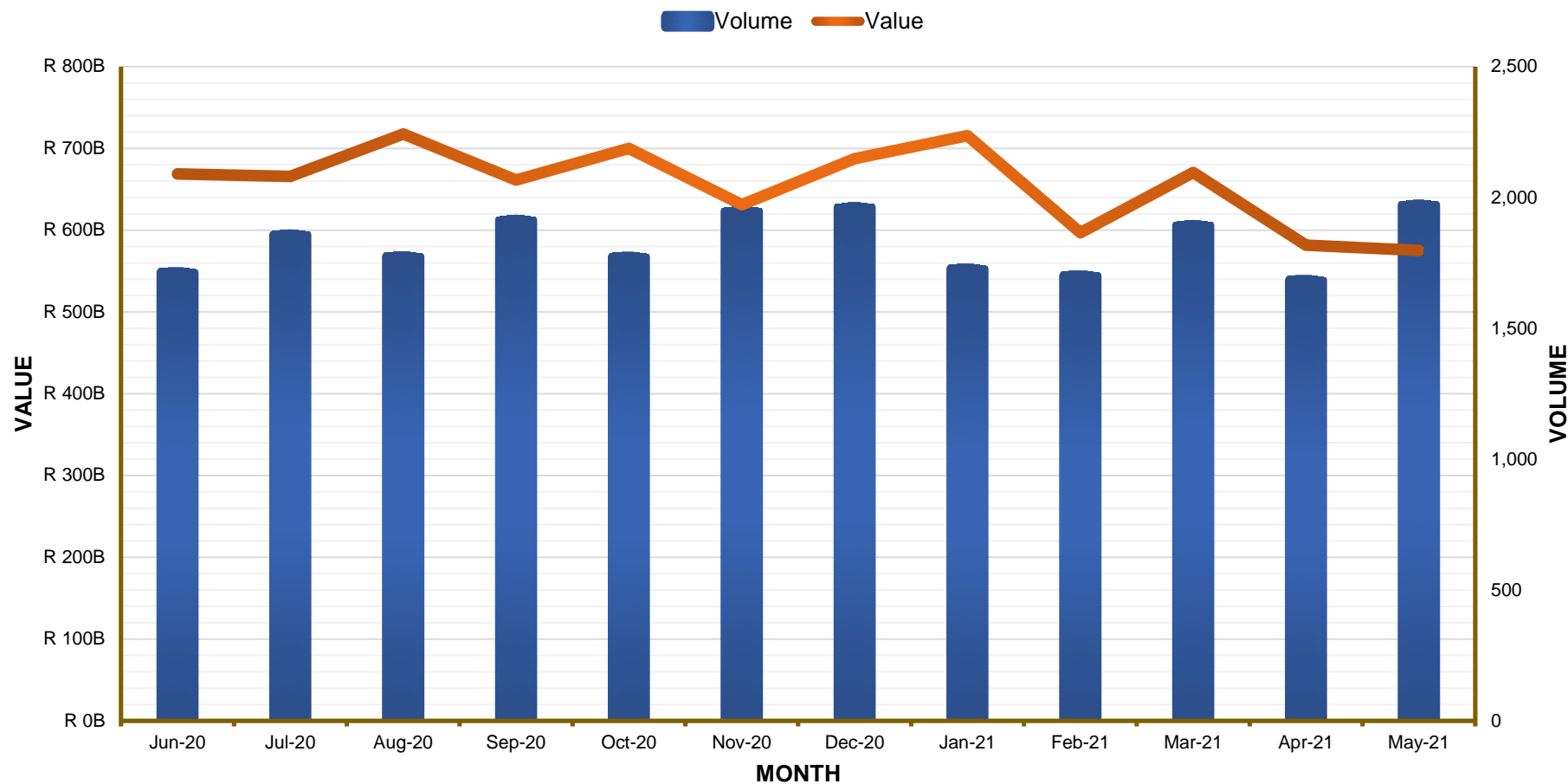
Electronic Funds Transfer (EFT) CR Monthly Values and Volumes



EFT CR Monthly Value and Volumes		
Month	Value	Volume
Jun-20	R 734,781,701,726.55	12,611
Jul-20	R 826,663,973,141.26	13,929
Aug-20	R 807,696,188,116.66	12,953
Sep-20	R 847,242,707,154.03	13,074
Oct-20	R 902,933,359,913.47	13,656
Nov-20	R 885,745,686,046.11	11,977
Dec-20	R 952,831,895,148.54	11,981
Jan-21	R 739,622,037,401.51	11,879
Feb-21	R 838,643,846,432.43	11,716
Mar-21	R 948,127,676,512.64	12,875
Apr-21	R 873,696,799,026.79	11,480
May-21	R 903,054,955,858.89	12,420
Total	R 10,261,040,826,478.90	150,551
Average	R 855,086,735,539.91	12,546

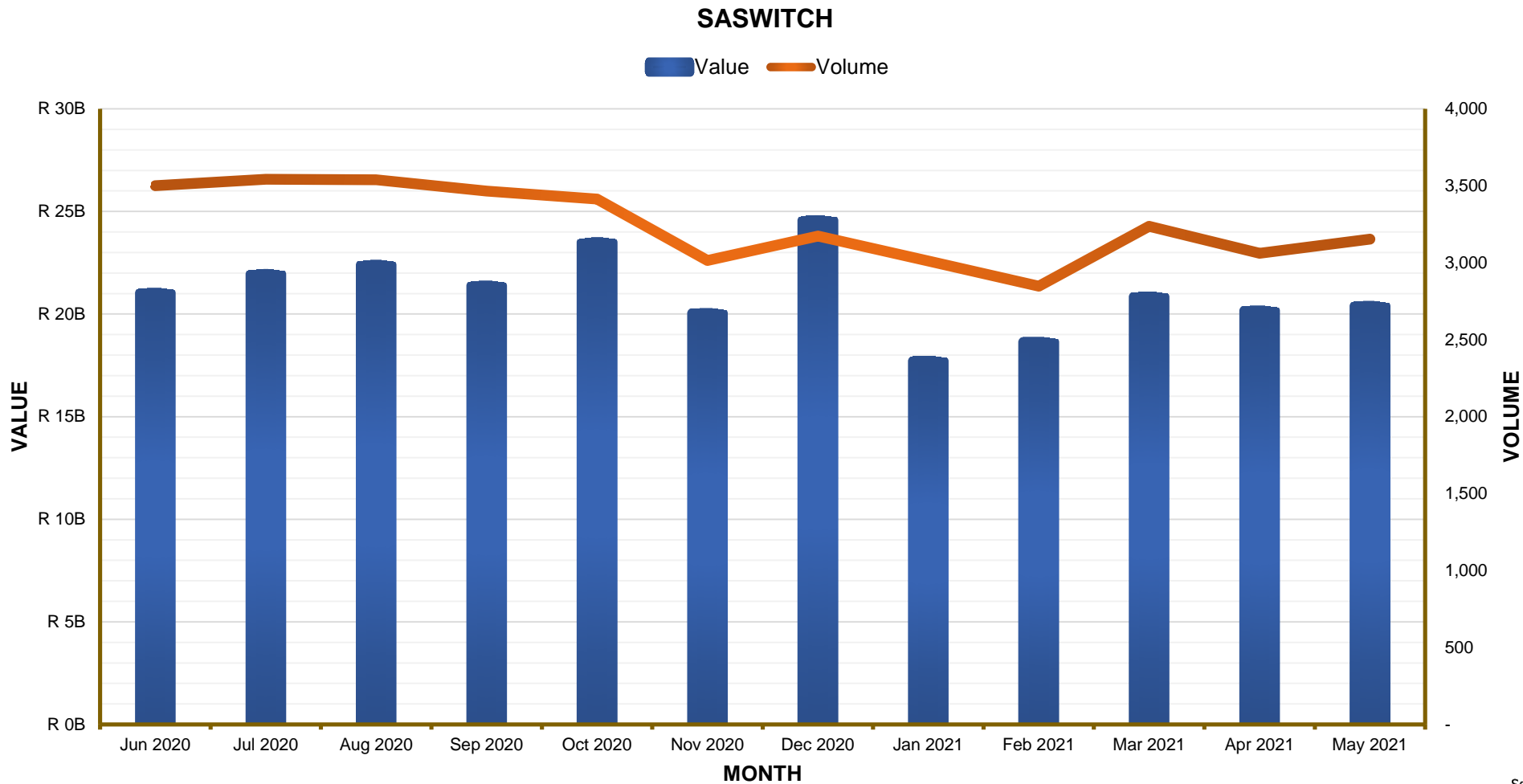


CLS Settlement - Monthly Values and Volumes



CLS Settlement - Monthly Values and Volumes		
Month	Value	Volume
Jun-20	R 668,832,212,992.62	1,712
Jul-20	R 665,695,435,386.30	1,856
Aug-20	R 717,423,862,971.86	1,772
Sep-20	R 661,126,364,305.92	1,912
Oct-20	R 699,884,708,670.94	1,771
Nov-20	R 631,237,958,201.16	1,946
Dec-20	R 687,497,569,693.19	1,960
Jan-21	R 715,494,954,259.16	1,725
Feb-21	R 596,789,813,688.20	1,699
Mar-21	R 670,495,910,369.97	1,892
Apr-21	R 581,745,586,837.41	1,682
May-21	R 575,270,694,434.04	1,970
Total	R 7,871,495,071,810.77	21,897
Average	R 655,957,922,650.90	1,825





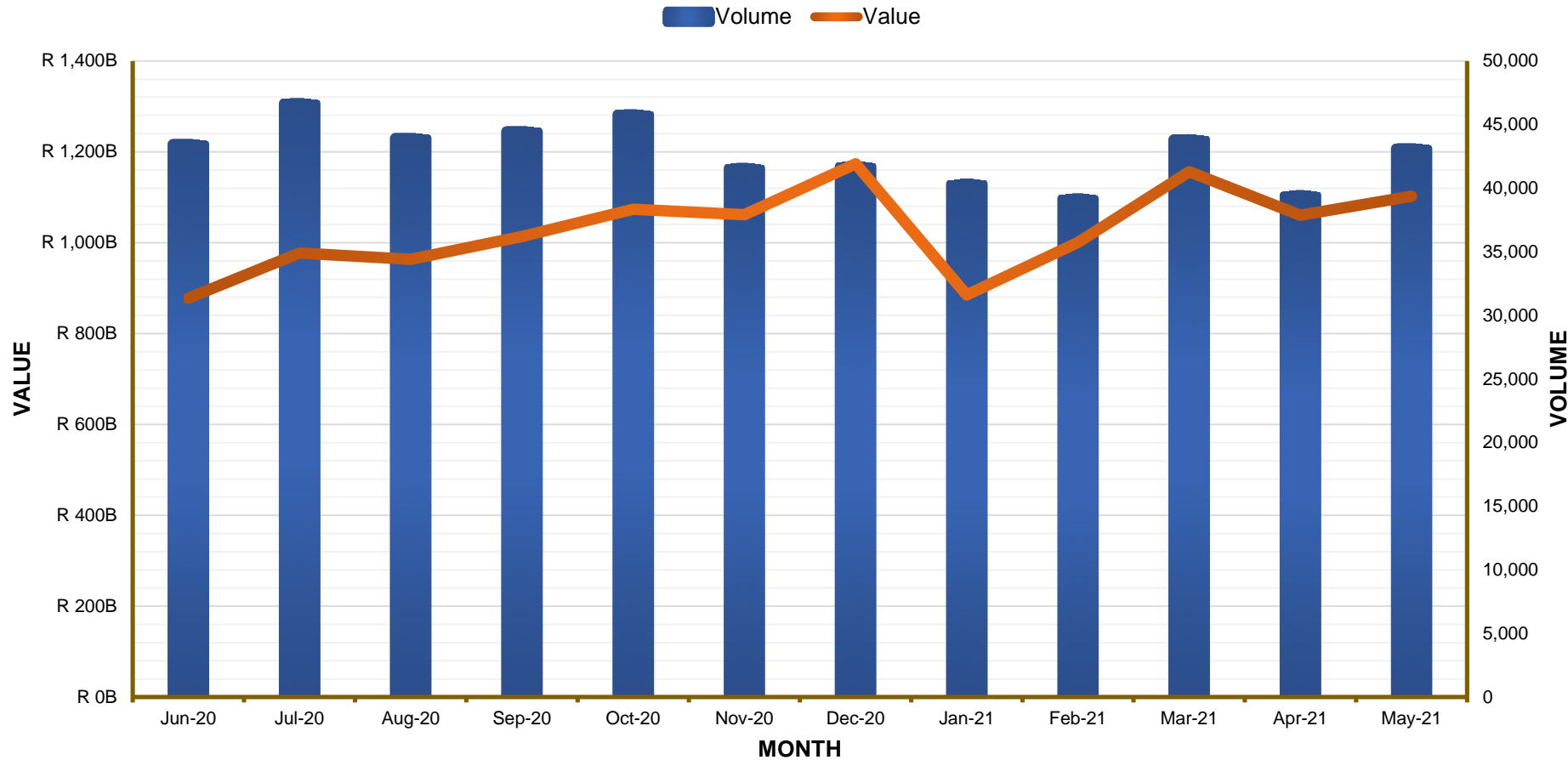
SASWITCH Monthly Values		
Month	Value	Volume
Jun 2020	R 21,020,894,746.05	3,500
Jul 2020	R 21,933,447,606.18	3,543
Aug 2020	R 22,380,152,916.33	3,539
Sep 2020	R 21,370,756,861.45	3,466
Oct 2020	R 23,489,470,426.45	3,413
Nov 2020	R 20,024,544,767.79	3,015
Dec 2020	R 24,545,631,901.61	3,173
Jan 2021	R 17,704,754,062.53	3,011
Feb 2021	R 18,624,363,172.04	2,848
Mar 2021	R 20,830,882,022.79	3,237
Apr 2021	R 20,158,633,299.88	3,062
May 2021	R 20,373,954,652.64	3,154
Total	R 252,457,486,435.74	38,961
Average	R 21,038,123,869.65	3,247





Retail Values and Volumes from June 2020 – May 2021

Retail Monthly Values and Volumes



Retail Monthly Values and Volumes		
Month	Value	Volume
Jun-20	R 877,921,022,724.77	43,443
Jul-20	R 977,425,997,460.82	46,640
Aug-20	R 963,369,170,671.70	43,905
Sep-20	R 1,013,681,419,361.51	44,442
Oct-20	R 1,073,510,604,039.72	45,766
Nov-20	R 1,061,371,013,832.63	41,545
Dec-20	R 1,173,493,364,312.21	41,673
Jan-21	R 885,158,426,257.83	40,321
Feb-21	R 1,000,468,668,437.44	39,167
Mar-21	R 1,156,080,857,614.72	43,786
Apr-21	R 1,060,217,483,768.75	39,411
May-21	R 1,102,177,144,052.71	43,081
Total	R 12,344,875,172,534.80	513,180
Average	R 1,028,739,597,711.23	42,765



Summerised totals		
Receiver	Volume	Value
RTL Total	728,231	R 8,567,625,480,394.57
Retail	43,081	R 1,102,177,144,052.71
Payment Cash Withdrawal/Deposit (KPSBV)	7,535	R 383,447,813,175.75
Payment Dematerialised MM Instrument (MPDEM)	4,088	R 165,045,605,650.35
Payment any Derivative Instrument (OPDER)	3,150	R 42,228,326,551.13
Rand Payments i.r.o FX Deals for CLS (SPCLS)	1,970	R 575,270,694,434.04
Payment any Money Market Product (MPMMI)	505	R 136,749,204,783.40
Daily BMA Settlements (SPBMA)	496	R 282,068,904,052.55
STRATE Planned Payments Confirmed on T+4 (SPLNY)	361	R 38,713,195,472.32
Settlement of Derivative Margin Calls (OSDMC)	170	R 18,703,910,233.85
STRATE Same Day Confirmed Settlements (SPLNN)	53	R 8,793,796,035.21

