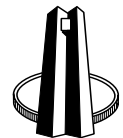


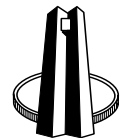


Settlement Statistics and Indicators

May 2020



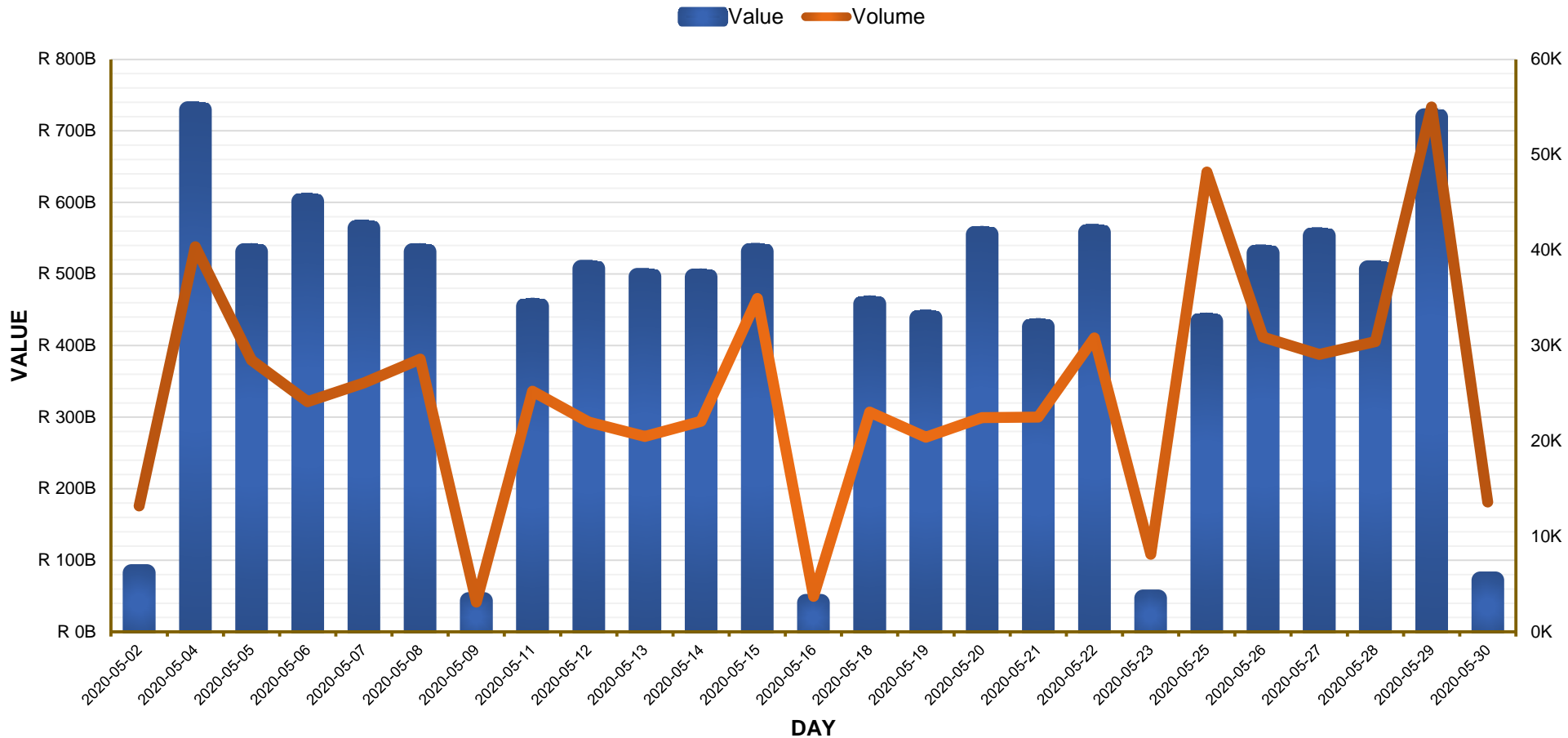
- ✓ In May 2020, SAMOS processed **626,913** transactions to the value of **ZAR10,906,055,670,416.30**
- ✓ Peak volume was **55,015** on 29 May 2020 and peak value was **ZAR729,131,130,106.80** on 04 May 2020
- ✓ Average number of transactions processed per day were **25,077** representing the average value of **ZAR436,242,226,816.65**
- ✓ Monthly peak volume in 10 years was **983,333** in March 2020
- ✓ Monthly peak value in 10 years was **ZAR16,607,376,015,815.70** in March 2020





Daily message volumes and values for May 2020

SAMOS Message Values and Volumes



Daily Values and Volumes per month		
Date	Value	Volume
2020-05-02	R 82,439,393,341.17	13,209
2020-05-04	R 729,131,130,106.80	40,356
2020-05-05	R 530,979,437,292.59	28,464
2020-05-06	R 601,493,064,626.05	24,121
2020-05-07	R 563,899,343,710.62	26,092
2020-05-08	R 531,049,788,891.60	28,575
2020-05-09	R 43,462,084,596.19	3,116
2020-05-11	R 454,760,358,021.59	25,232
2020-05-12	R 507,601,652,206.38	21,986
2020-05-13	R 496,194,580,498.06	20,490
2020-05-14	R 495,637,306,697.55	22,067
2020-05-15	R 531,327,083,360.94	34,928
2020-05-16	R 40,757,759,182.97	3,735
2020-05-18	R 457,915,943,032.80	23,027
2020-05-19	R 438,163,497,982.01	20,411
2020-05-20	R 555,130,683,074.23	22,464
2020-05-21	R 426,248,558,037.07	22,517
2020-05-22	R 558,015,643,131.74	30,800
2020-05-23	R 47,081,176,958.53	8,126
2020-05-25	R 433,840,226,517.82	48,181
2020-05-26	R 529,281,699,121.70	30,887
2020-05-27	R 553,403,119,799.37	29,072
2020-05-28	R 506,738,421,105.87	30,417
2020-05-29	R 719,412,740,109.83	55,015
2020-05-30	R 72,090,979,012.78	13,625
Total	R 10,906,055,670,416.30	626,913
Average	R 436,242,226,816.65	25,077

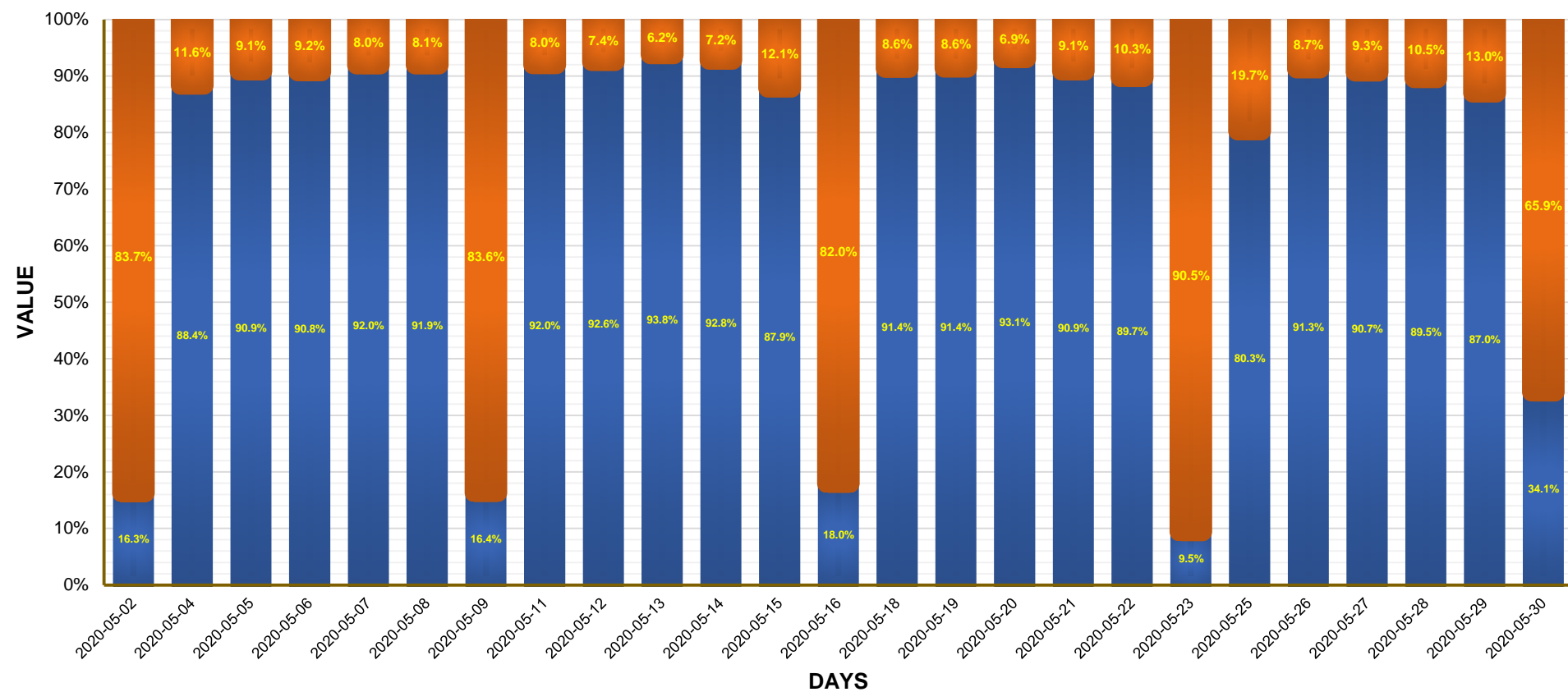




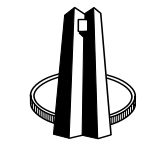
RTL / Batches message values for May 2020

RTL Value / Batches Value

■ RTL% ■ Batches%



RTL / Batches message values		
Date	RTL	Batches
2020-05-02	R 7,375,149,384.55	R 37,867,794,907.33
2020-05-04	R 545,696,373,359.69	R 71,541,678,372.05
2020-05-05	R 378,593,582,126.07	R 37,828,715,908.02
2020-05-06	R 445,525,920,660.52	R 45,327,811,515.90
2020-05-07	R 403,223,941,984.47	R 35,125,433,886.05
2020-05-08	R 370,558,299,854.82	R 32,465,396,168.90
2020-05-09	R 1,718,601,473.95	R 8,778,436,647.55
2020-05-11	R 332,267,217,298.24	R 28,840,814,066.01
2020-05-12	R 313,581,196,990.02	R 25,094,490,259.08
2020-05-13	R 355,440,702,161.72	R 23,527,451,790.27
2020-05-14	R 321,151,220,194.15	R 24,879,808,201.84
2020-05-15	R 374,340,493,087.67	R 51,671,830,715.38
2020-05-16	R 1,935,488,005.68	R 8,820,194,411.30
2020-05-18	R 304,978,248,406.20	R 28,807,357,912.61
2020-05-19	R 284,754,274,970.12	R 26,709,641,510.80
2020-05-20	R 387,666,176,858.76	R 28,857,320,966.62
2020-05-21	R 291,237,059,648.84	R 29,140,673,599.72
2020-05-22	R 380,237,457,883.72	R 43,504,287,342.87
2020-05-23	R 1,361,454,935.85	R 13,036,540,124.42
2020-05-25	R 242,859,683,944.28	R 59,627,543,069.94
2020-05-26	R 382,105,118,401.52	R 36,621,532,081.96
2020-05-27	R 375,429,823,742.10	R 38,339,539,735.87
2020-05-28	R 358,204,061,321.56	R 41,836,623,986.99
2020-05-29	R 519,979,125,972.88	R 77,692,798,765.02
2020-05-30	R 13,581,343,628.80	R 26,194,376,161.14
Total	R 7,393,802,016,296.18	R 882,138,092,107.64
Average	R 295,752,080,651.85	R 35,285,523,684.31

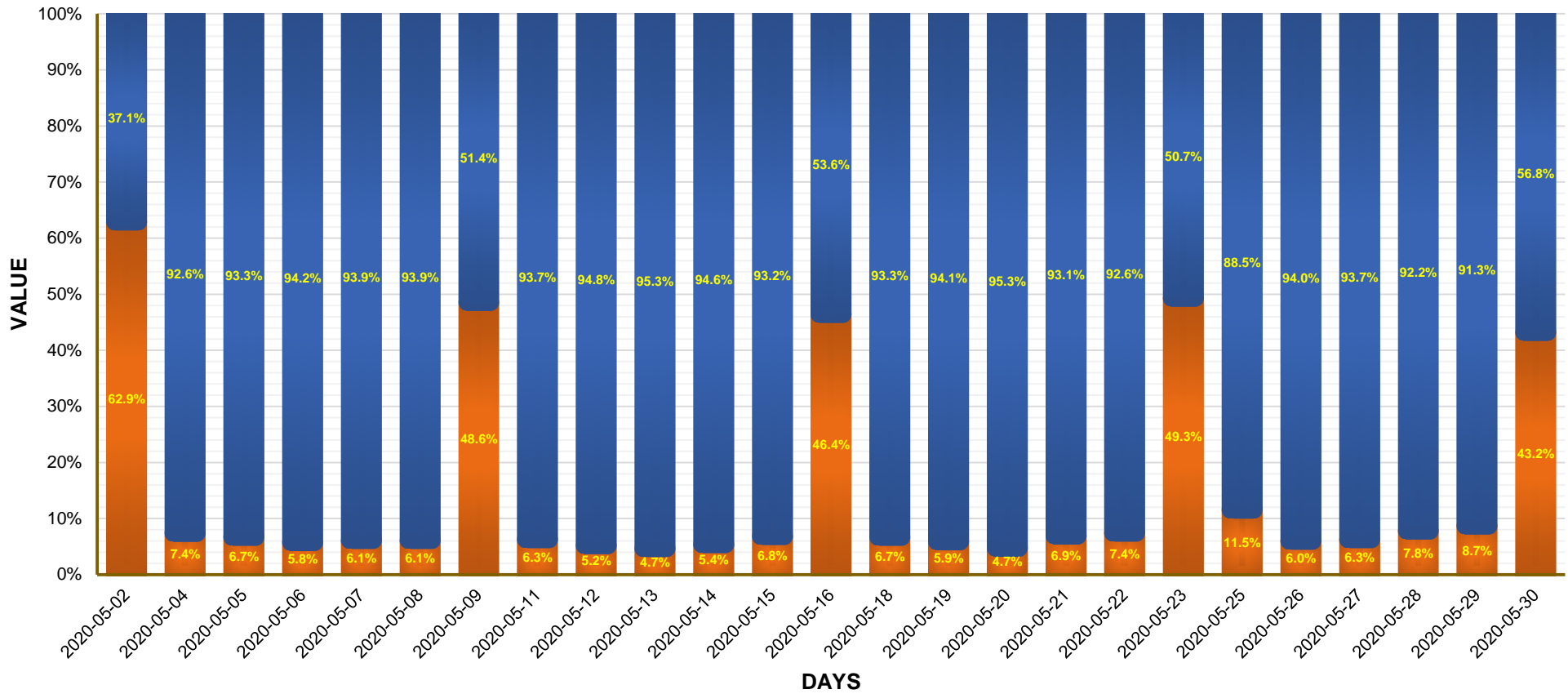




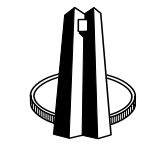
Day and Night settlement values for May 2020

Day Value, Night Value

■ Night Value% ■ Day Value%

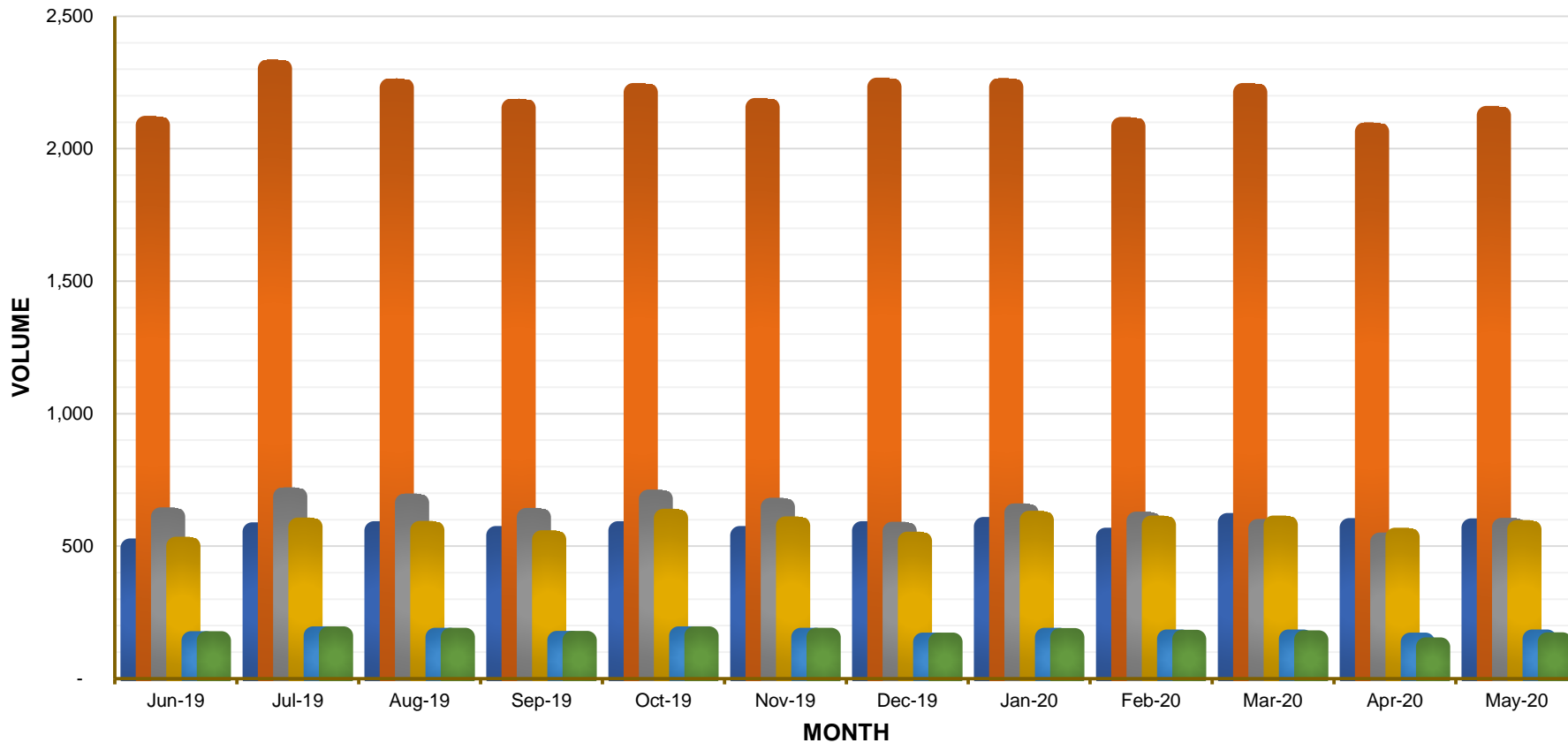


Day and Night settlement values		
Date	Night Value	Day Value
2020-05-02	R 28,464,558,329.22	R 16,794,890,853.74
2020-05-04	R 46,142,505,336.54	R 578,582,487,187.12
2020-05-05	R 28,642,900,339.26	R 400,520,954,679.15
2020-05-06	R 28,636,236,227.47	R 468,028,570,314.88
2020-05-07	R 27,473,911,167.75	R 421,241,854,740.87
2020-05-08	R 25,224,277,503.89	R 386,274,718,398.65
2020-05-09	R 5,097,814,966.23	R 5,400,460,649.49
2020-05-11	R 22,948,766,380.23	R 343,656,800,483.10
2020-05-12	R 18,804,345,331.98	R 344,097,101,791.32
2020-05-13	R 18,111,358,163.50	R 367,074,370,918.04
2020-05-14	R 19,810,903,270.82	R 346,907,172,320.57
2020-05-15	R 28,928,947,596.97	R 395,297,558,949.30
2020-05-16	R 4,995,482,399.30	R 5,762,276,783.67
2020-05-18	R 22,886,591,557.85	R 319,207,772,542.99
2020-05-19	R 19,008,688,387.41	R 303,153,734,561.38
2020-05-20	R 20,123,383,760.85	R 404,367,414,054.94
2020-05-21	R 22,452,735,747.51	R 301,821,893,074.15
2020-05-22	R 32,095,178,481.92	R 400,881,012,503.99
2020-05-23	R 7,112,706,903.51	R 7,312,109,491.59
2020-05-25	R 35,518,333,800.39	R 272,308,676,281.81
2020-05-26	R 25,624,533,891.93	R 402,263,713,627.39
2020-05-27	R 26,475,153,514.95	R 394,877,093,853.60
2020-05-28	R 31,923,296,850.26	R 377,057,989,394.28
2020-05-29	R 52,706,759,134.14	R 554,527,857,453.79
2020-05-30	R 17,192,625,082.40	R 22,612,436,194.04
Total	R 616,401,994,126.28	R 7,840,030,921,103.85
Average	R 24,656,079,765.05	R 313,601,236,844.15



Cards Message Volumes

■ Visa
 ■ Debit Card
 ■ Credit Card
 ■ MasterCard
 ■ AMEX
 ■ DINERS



Cards Monthly Volume						
Month	Visa	Debit Card	Credit Card	MasterCard	AMEX	DINERS
Jun-19	493	2,088	611	500	143	143
Jul-19	554	2,302	687	572	161	161
Aug-19	558	2,230	663	559	156	156
Sep-19	540	2,154	609	524	144	144
Oct-19	558	2,212	678	605	162	162
Nov-19	540	2,156	647	577	156	156
Dec-19	558	2,233	556	519	138	138
Jan-20	574	2,232	626	598	156	155
Feb-20	534	2,084	595	580	150	149
Mar-20	589	2,212	567	580	150	147
Apr-20	570	2,064	516	534	138	120
May-20	569	2,126	571	563	150	139
Total	6,637	26,093	7,326	6,711	1,804	1,770
Average	553	2,174	611	559	150	148

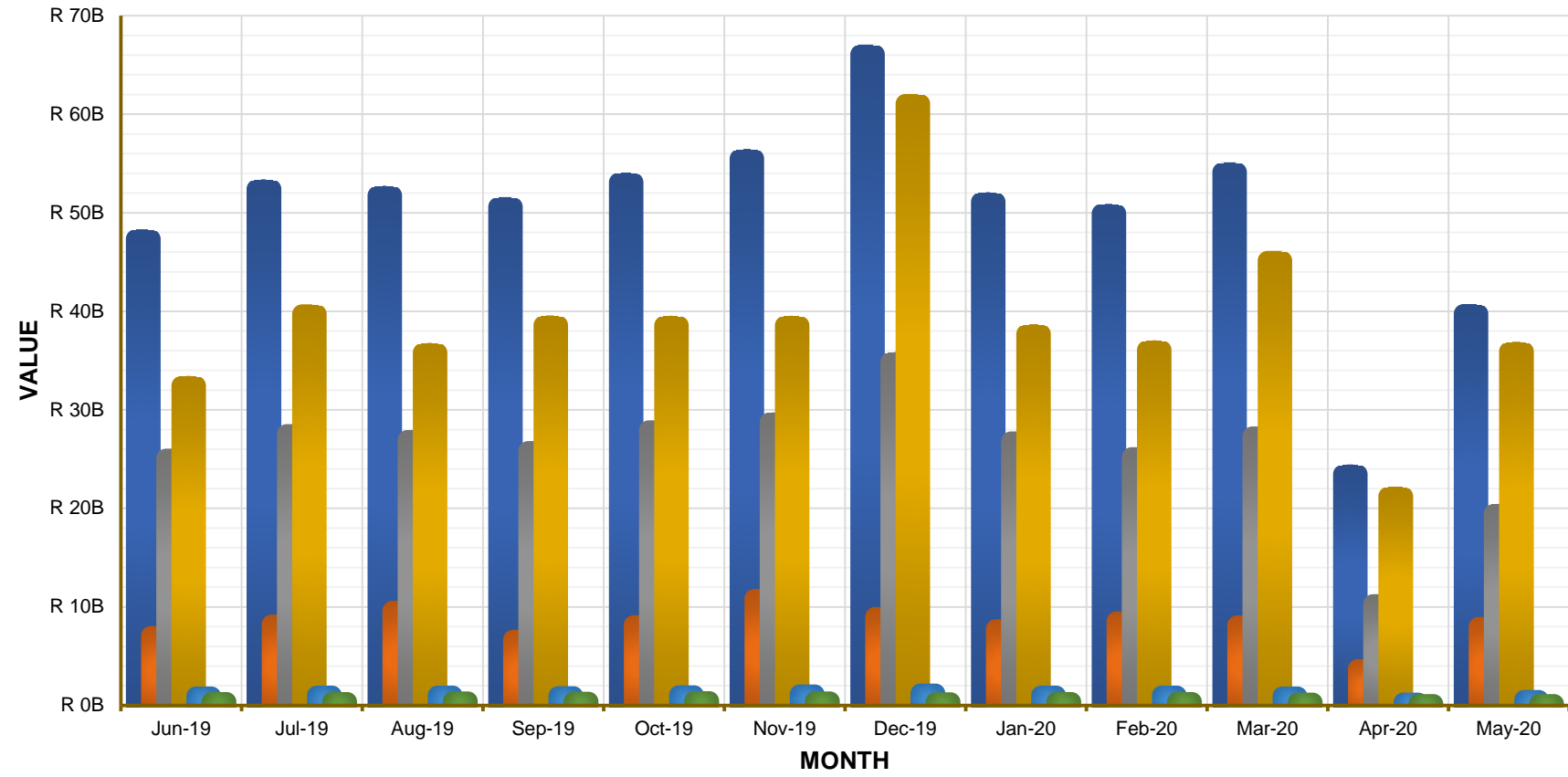




Cards message values for June 2019 to May 2020

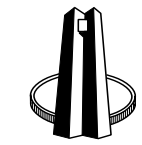
Cards Message Values

■ Visa
 ■ Debit Card
 ■ Credit Card
 ■ MasterCard
 ■ AMEX
 ■ DINERS

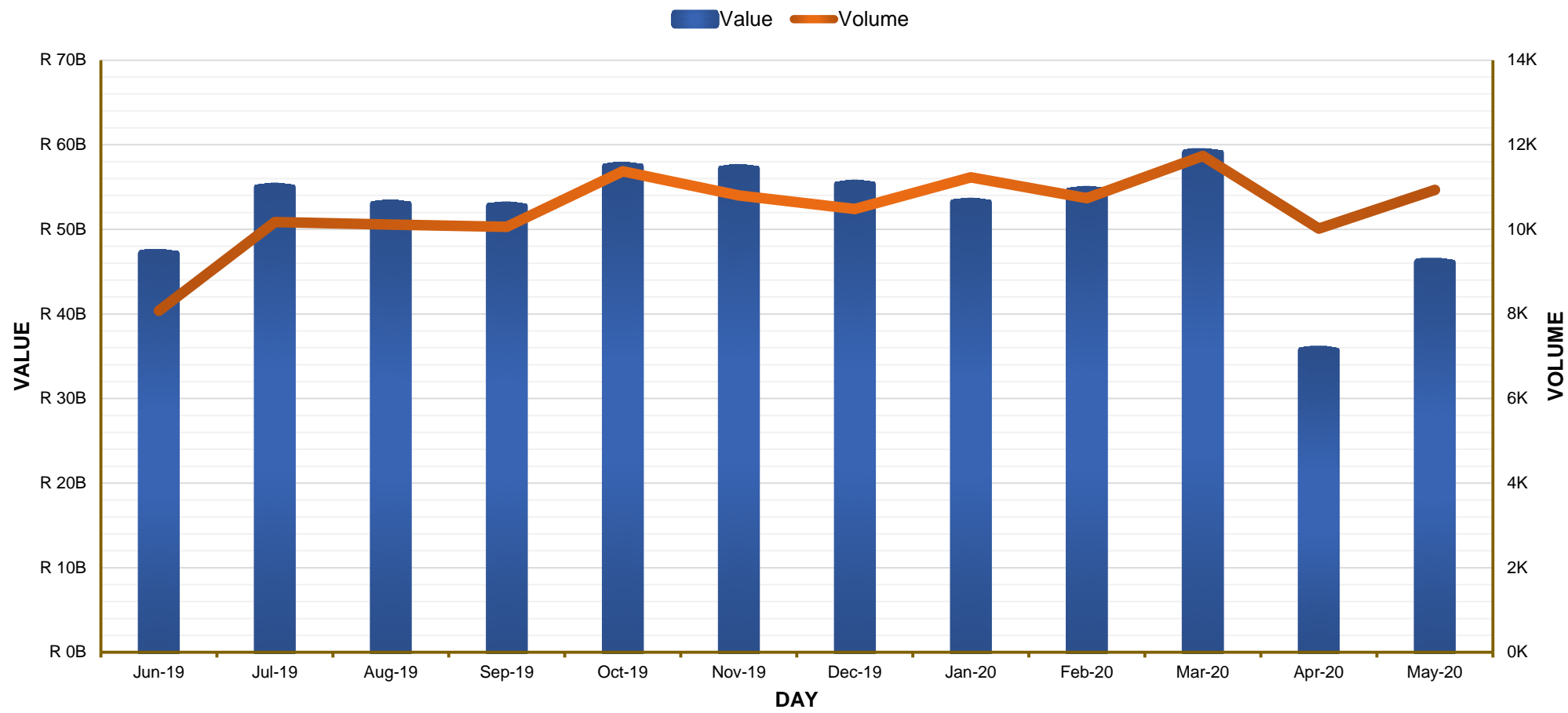


Cards monthly values			
Month	Visa	Debit Card	Credit Card
Jun-19	R 47,319,531,661.85	R 7,078,601,585.11	R 25,081,131,643.12
Jul-19	R 52,406,365,744.16	R 8,229,130,858.35	R 27,558,522,552.37
Aug-19	R 51,745,730,651.81	R 9,607,795,670.20	R 26,964,980,534.78
Sep-19	R 50,581,151,633.29	R 6,670,945,634.74	R 25,827,241,063.35
Oct-19	R 53,087,271,141.45	R 8,159,182,430.30	R 27,952,767,161.71
Nov-19	R 55,484,326,370.59	R 10,841,834,922.17	R 28,738,064,607.74
Dec-19	R 66,085,451,083.60	R 9,002,379,301.61	R 34,877,607,608.37
Jan-20	R 51,106,263,253.47	R 7,761,940,327.87	R 26,811,772,344.05
Feb-20	R 49,923,481,541.03	R 8,557,001,876.54	R 25,213,468,390.47
Mar-20	R 54,125,006,043.85	R 8,148,352,692.02	R 27,319,039,137.59
Apr-20	R 23,479,203,931.17	R 3,727,867,656.08	R 10,313,936,033.29
May-20	R 39,735,076,555.98	R 7,975,384,502.63	R 19,464,605,657.19
Total	R 595,078,859,612.25	R 95,760,417,457.62	R 306,123,136,734.03
Average	R 49,589,904,967.69	R 7,980,034,788.14	R 25,510,261,394.50


Cards monthly values			
Month	MasterCard	AMEX	DINERS
Jun-19	R 32,456,735,417.30	R 932,129,577.16	R 367,135,488.49
Jul-19	R 39,724,553,452.18	R 1,012,901,505.76	R 372,814,031.43
Aug-19	R 35,792,235,560.14	R 1,013,846,151.62	R 418,546,732.10
Sep-19	R 38,592,255,119.26	R 958,688,075.29	R 388,645,851.32
Oct-19	R 38,556,880,011.06	R 1,062,884,194.55	R 445,456,037.74
Nov-19	R 38,559,944,374.06	R 1,128,856,895.77	R 416,261,878.72
Dec-19	R 61,065,519,127.94	R 1,235,970,447.95	R 353,054,643.08
Jan-20	R 37,683,388,224.56	R 1,031,825,950.50	R 354,039,774.16
Feb-20	R 36,059,239,620.22	R 1,014,175,432.64	R 361,750,039.42
Mar-20	R 45,133,109,774.56	R 928,821,111.44	R 316,804,198.32
Apr-20	R 21,212,410,249.12	R 303,536,085.63	R 155,589,061.06
May-20	R 35,921,191,401.38	R 568,916,983.92	R 161,585,637.47
Total	R 460,757,462,331.78	R 11,192,552,412.23	R 4,111,683,373.31
Average	R 38,396,455,194.32	R 932,712,701.02	R 342,640,281.11



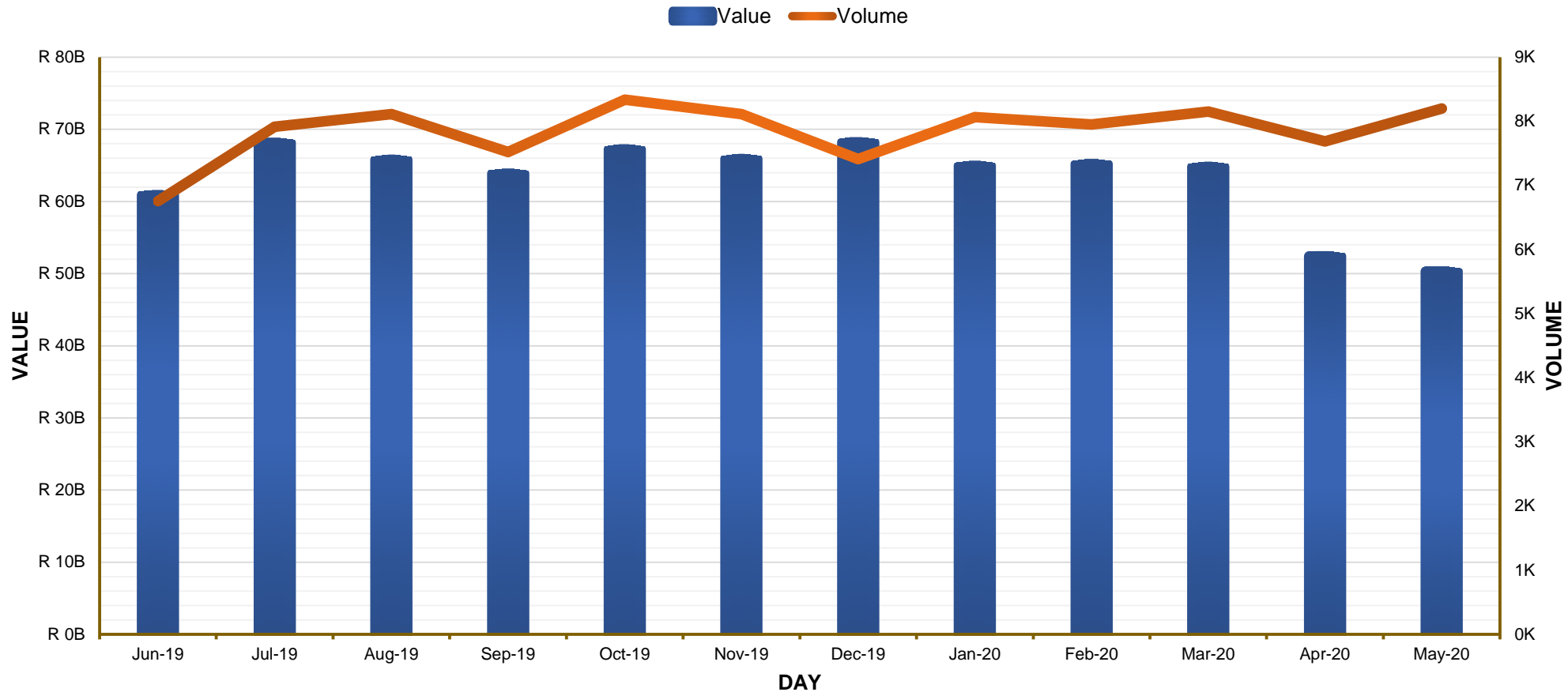
Real Time Clearing (RTC) Monthly Values and Volumes




RTC Monthly Value and Volumes		
Month	Value	Volume
Jun-19	R 47,061,064,544.93	8,076
Jul-19	R 54,893,013,412.48	10,172
Aug-19	R 52,920,895,061.66	10,113
Sep-19	R 52,673,903,277.64	10,062
Oct-19	R 57,360,161,551.37	11,372
Nov-19	R 57,088,974,569.52	10,801
Dec-19	R 55,251,761,817.62	10,482
Jan-20	R 53,118,852,999.89	11,229
Feb-20	R 54,514,317,243.46	10,734
Mar-20	R 58,954,965,846.55	11,734
Apr-20	R 35,631,621,341.72	10,019
May-20	R 46,009,313,217.44	10,931
Total	R 625,478,844,884.28	125,725
Average	R 52,123,237,073.69	10,477



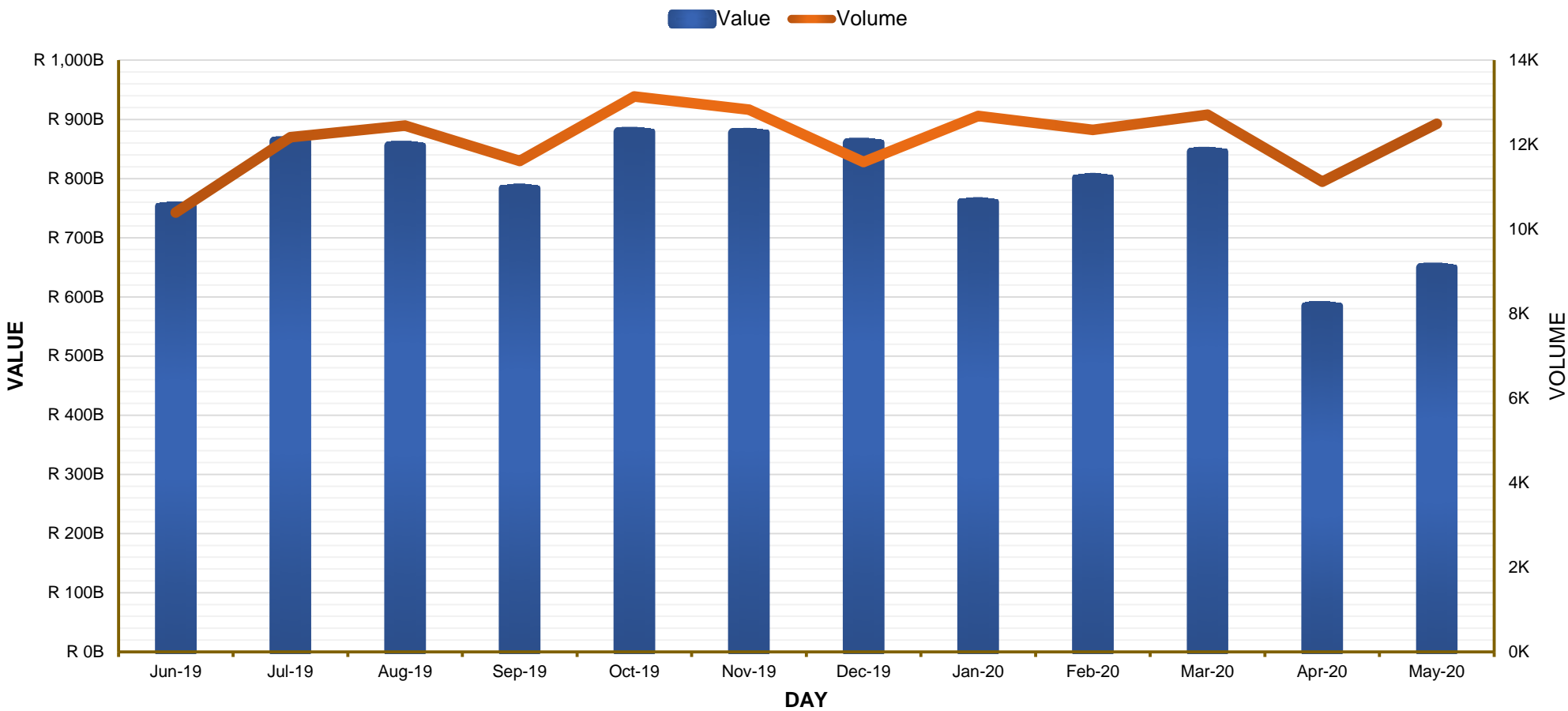
Electronic Funds Transfer (EFT) DR Monthly Values and Volumes



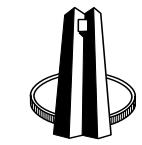
EFT DR Monthly Value and Volumes		
Month	Value	Volume
Jun-19	R 60,879,761,621.35	6,755
Jul-19	R 68,126,450,407.43	7,914
Aug-19	R 65,771,275,310.13	8,114
Sep-19	R 63,839,907,345.73	7,521
Oct-19	R 67,216,841,267.35	8,337
Nov-19	R 65,870,480,201.96	8,112
Dec-19	R 68,196,788,606.43	7,411
Jan-20	R 64,930,979,861.36	8,064
Feb-20	R 65,188,581,898.36	7,949
Mar-20	R 64,792,051,423.17	8,151
Apr-20	R 52,399,930,431.24	7,687
May-20	R 50,278,165,042.99	8,200
Total	R 757,491,213,417.50	94,215
Average	R 63,124,267,784.79	7,851



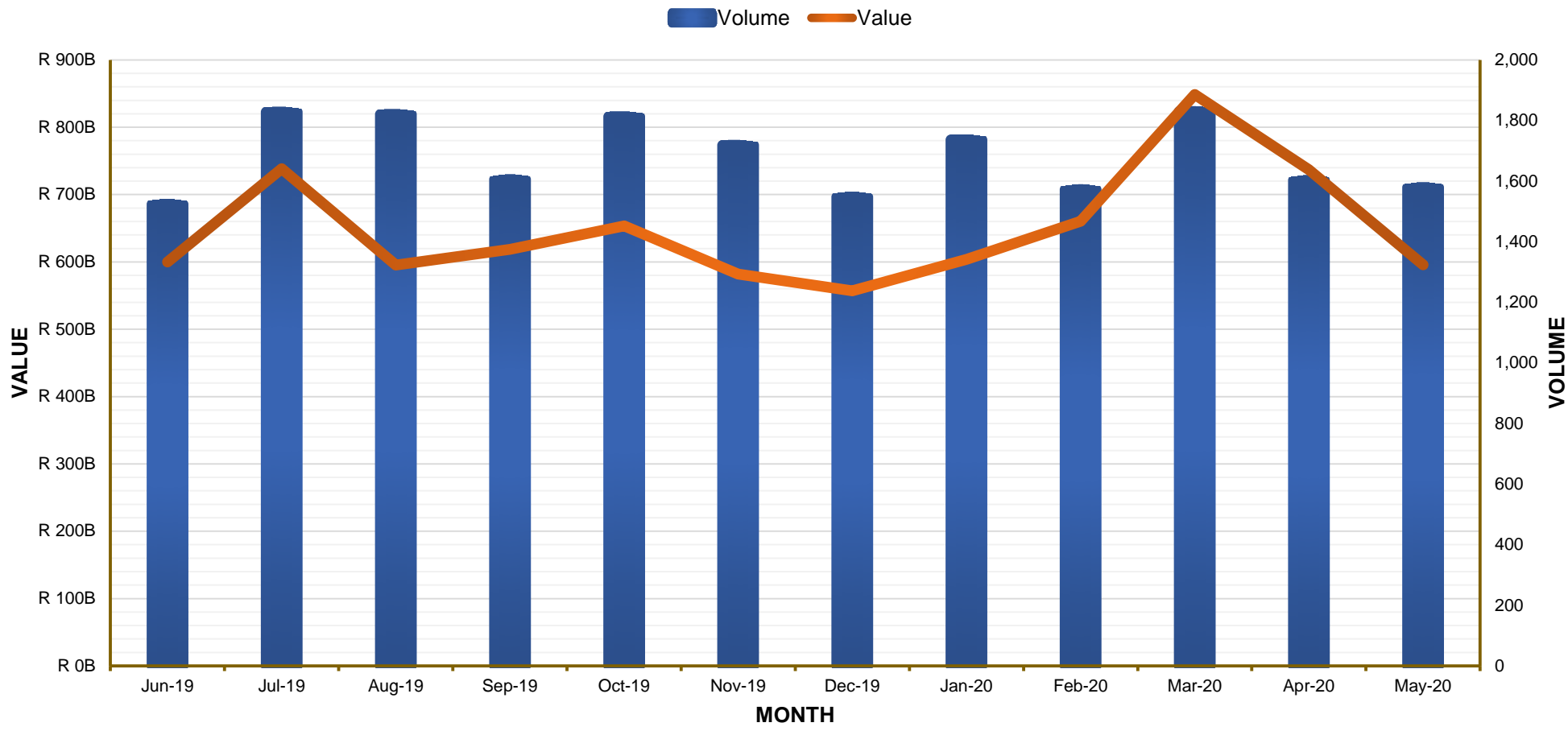
Electronic Funds Transfer (EFT) CR Monthly Values and Volumes




EFT CR Monthly Value and Volumes		
Month	Value	Volume
Jun-19	R 752,575,459,856.32	10,393
Jul-19	R 862,459,672,343.78	12,176
Aug-19	R 855,013,822,876.84	12,452
Sep-19	R 782,882,179,488.83	11,619
Oct-19	R 878,281,241,550.88	13,139
Nov-19	R 876,556,267,994.63	12,831
Dec-19	R 860,245,742,313.06	11,594
Jan-20	R 759,653,862,504.89	12,678
Feb-20	R 800,752,092,509.41	12,351
Mar-20	R 844,590,310,956.70	12,710
Apr-20	R 583,879,060,407.91	11,123
May-20	R 649,152,410,644.05	12,495
Total	R 9,506,042,123,447.30	145,561
Average	R 792,170,176,953.94	12,130



CLS Settlement - Monthly Values and Volumes

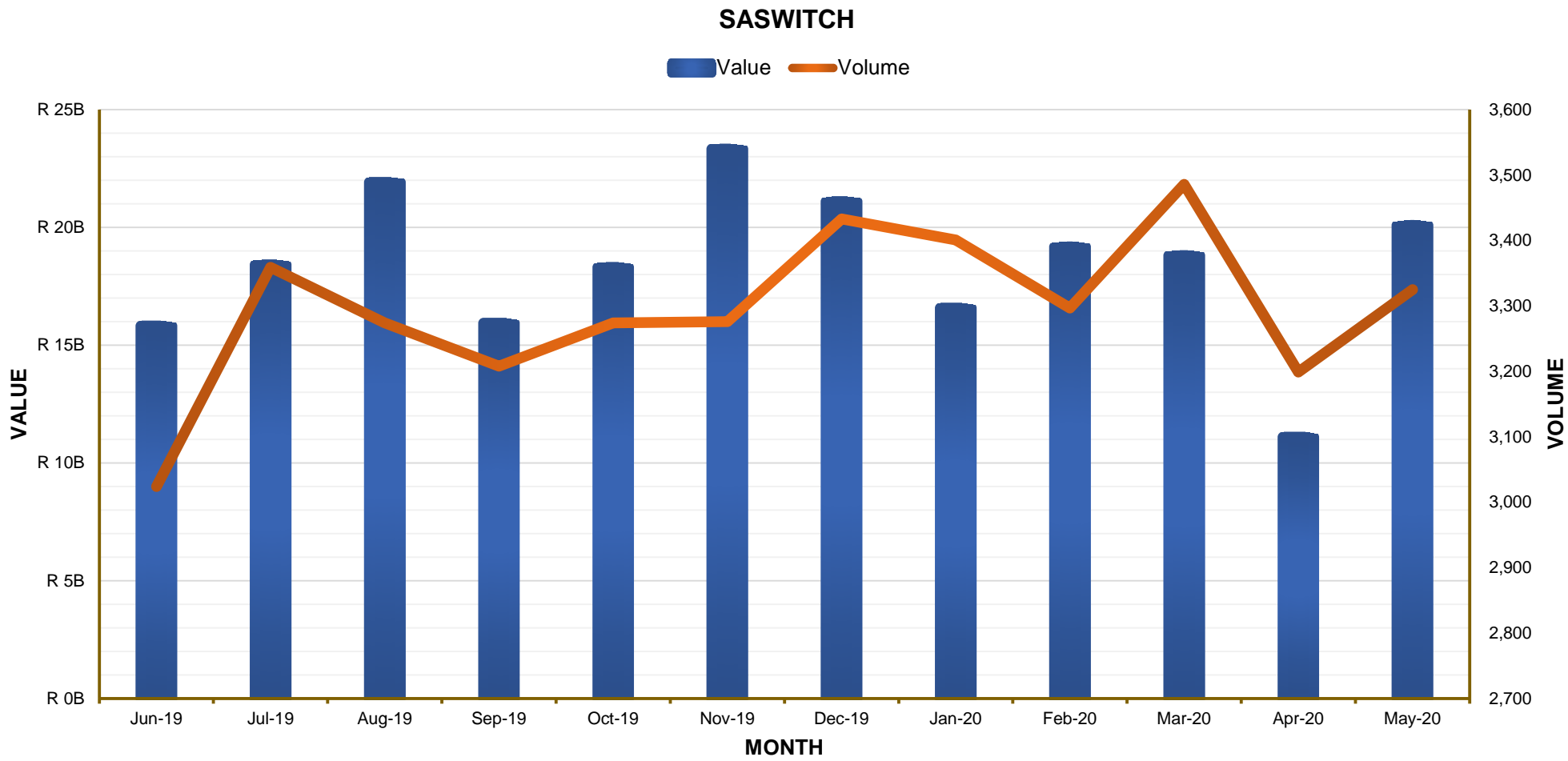


CLS Settlement - monthly values and volumes		
Month	Value	Volume
Jun-19	R 599,811,479,028.44	1,524
Jul-19	R 738,269,801,884.41	1,828
Aug-19	R 595,390,566,461.30	1,820
Sep-19	R 618,610,893,162.58	1,605
Oct-19	R 653,660,632,152.20	1,813
Nov-19	R 581,857,728,685.50	1,718
Dec-19	R 557,212,840,724.11	1,547
Jan-20	R 603,683,557,046.15	1,736
Feb-20	R 660,403,623,396.48	1,572
Mar-20	R 848,647,016,359.77	1,830
Apr-20	R 736,937,998,018.00	1,603
May-20	R 595,672,573,090.46	1,579
Total	R 7,790,158,710,009.40	20,175
Average	R 649,179,892,500.78	1,681






SASwitch values and volumes for June 2019 to May 2020



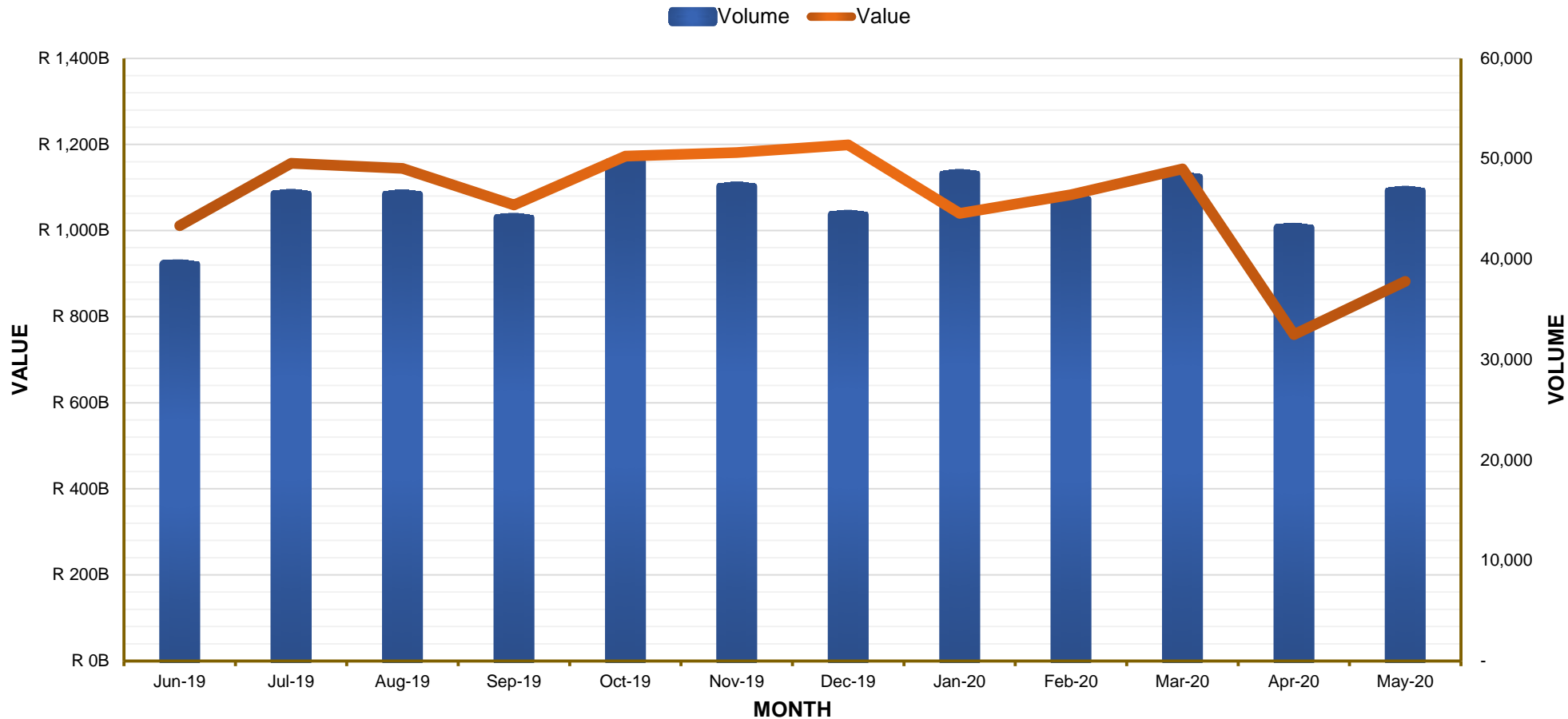
SASWITCH Monthly Values		
Month	Value	Volume
Jun-19	R 15,819,622,727.64	3,024
Jul-19	R 18,421,143,463.00	3,359
Aug-19	R 21,916,249,098.35	3,274
Sep-19	R 15,939,107,635.46	3,208
Oct-19	R 18,302,312,679.34	3,274
Nov-19	R 23,334,347,657.23	3,276
Dec-19	R 21,104,634,631.62	3,433
Jan-20	R 16,583,614,167.36	3,401
Feb-20	R 19,172,202,962.27	3,297
Mar-20	R 18,808,459,045.60	3,486
Apr-20	R 11,096,806,724.66	3,199
May-20	R 20,086,932,034.18	3,325
Total	R 220,585,432,826.71	39,556
Average	R 18,382,119,402.23	3,296





Retail values and volumes for June 2019 to May 2020

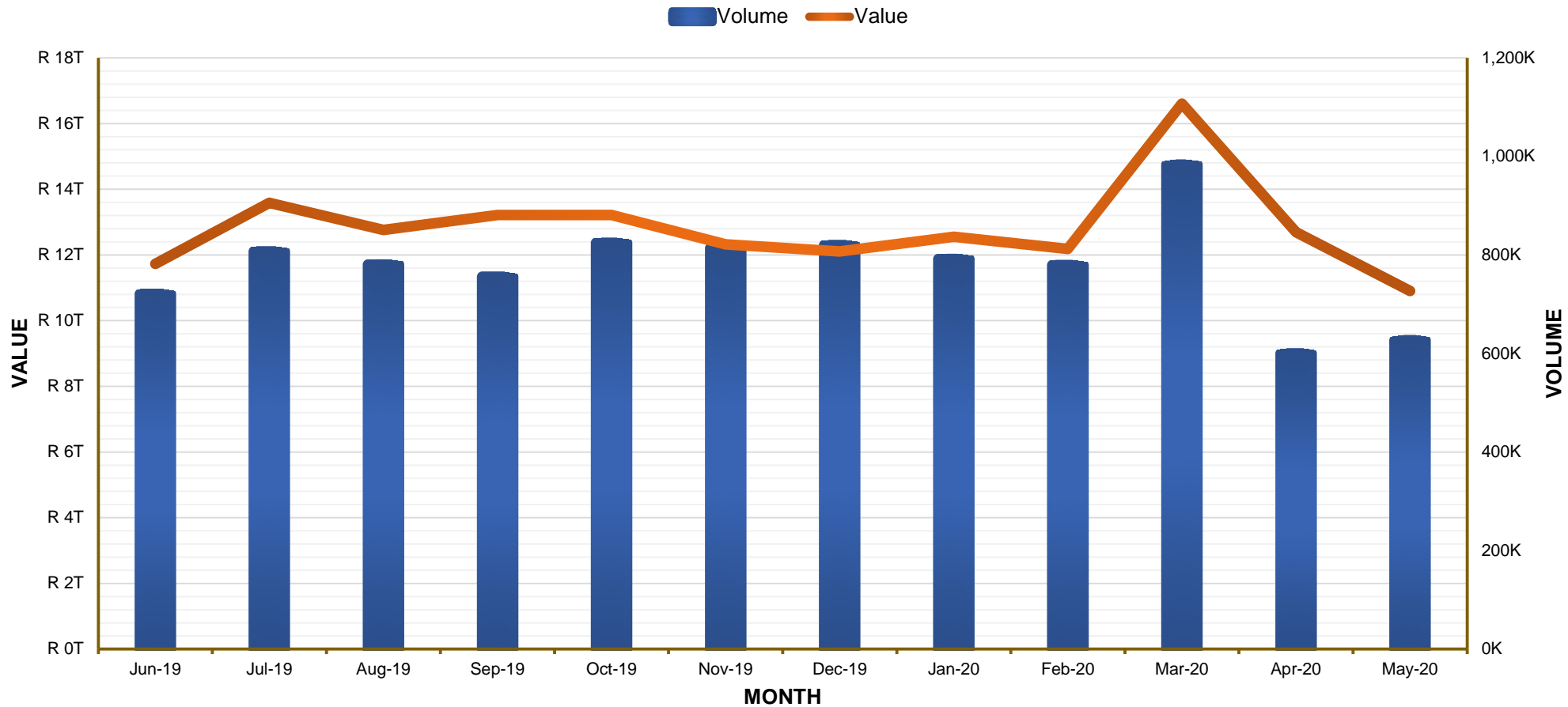
Retail Monthly Values and Volumes



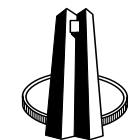
Retail Monthly Values and Volumes		
Month	Value	Volume
Jun-19	R 1,011,190,242,300.69	39,458
Jul-19	R 1,156,463,407,726.19	46,473
Aug-19	R 1,144,619,651,659.12	46,426
Sep-19	R 1,059,228,878,550.22	44,080
Oct-19	R 1,173,100,993,888.70	49,649
Nov-19	R 1,181,074,724,124.54	47,208
Dec-19	R 1,199,146,376,820.06	44,375
Jan-20	R 1,039,900,990,781.89	48,463
Feb-20	R 1,083,430,933,623.34	45,927
Mar-20	R 1,143,184,500,117.91	48,159
Apr-20	R 758,207,748,123.36	43,096
May-20	R 882,138,092,107.64	46,767
Total	R 12,831,686,539,823.70	550,081
Average	R 1,069,307,211,651.97	45,840



SAMOS Message Values and Volumes

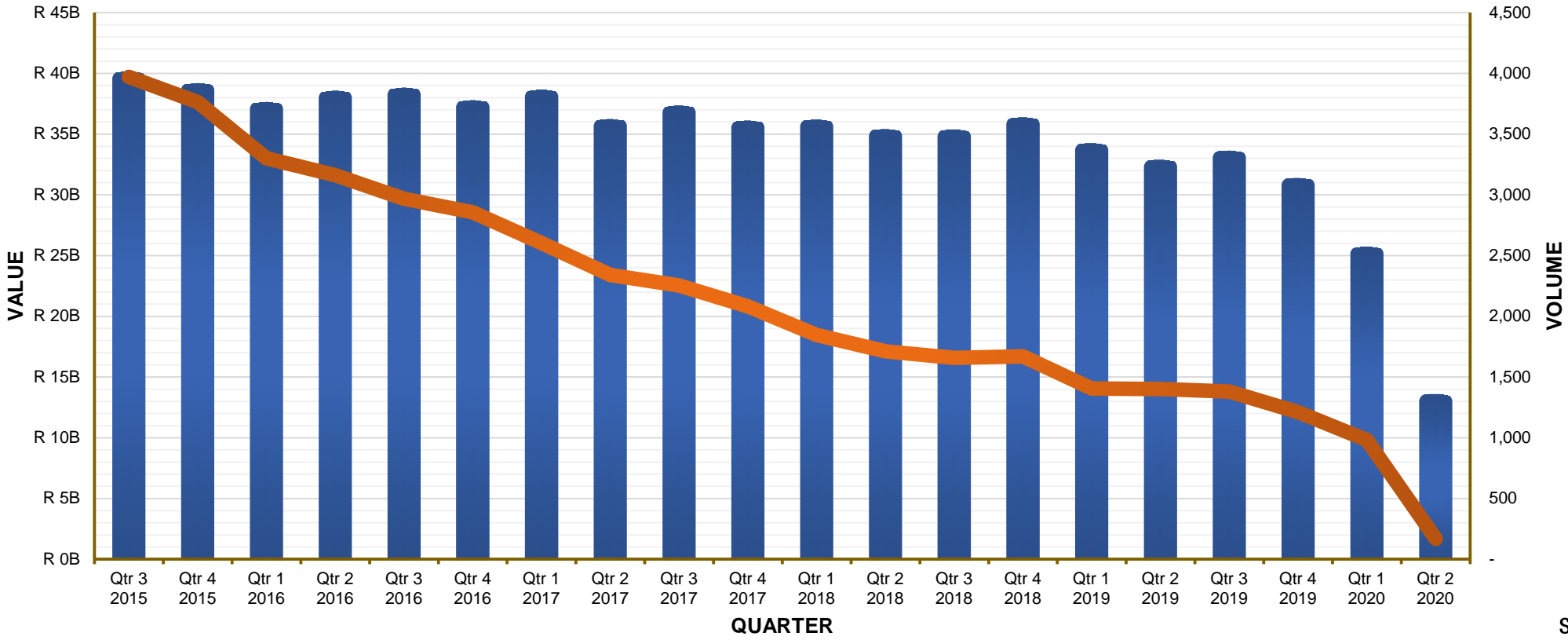


Message values and volumes - monthly		
Month	Value	Volume
Jun-19	R 11,725,298,202,889.50	720,789
Jul-19	R 13,582,004,606,191.10	806,944
Aug-19	R 12,757,916,407,535.50	780,200
Sep-19	R 13,212,266,961,258.70	755,828
Oct-19	R 13,212,542,042,645.30	824,667
Nov-19	R 12,322,446,396,247.50	813,863
Dec-19	R 12,102,717,730,733.20	819,978
Jan-20	R 12,554,133,921,739.70	791,776
Feb-20	R 12,180,652,035,377.40	779,119
Mar-20	R 16,607,376,015,815.70	983,333
Apr-20	R 12,691,790,122,845.60	600,133
May-20	R 10,906,055,670,416.30	626,913
Total	R 153,855,200,113,696.00	9,303,543
Average	R 12,821,266,676,141.30	775,295




Cheques Values and Volumes
(Code Line Clearing (CLC) decline indicators)

■ Volume ■ Value



Cheques values and volumes		
Quarter	Value	Volume
Qtr 3 2015	R 39,720,439,123.24	3,957
Qtr 4 2015	R 37,652,825,341.94	3,862
Qtr 1 2016	R 33,012,737,169.97	3,706
Qtr 2 2016	R 31,621,422,768.46	3,799
Qtr 3 2016	R 29,671,867,556.95	3,825
Qtr 4 2016	R 28,568,690,274.73	3,721
Qtr 1 2017	R 26,046,317,575.81	3,807
Qtr 2 2017	R 23,410,660,873.12	3,566
Qtr 3 2017	R 22,537,956,095.26	3,678
Qtr 4 2017	R 20,832,031,947.29	3,553
Qtr 1 2018	R 18,466,556,710.93	3,561
Qtr 2 2018	R 17,110,629,655.66	3,482
Qtr 3 2018	R 16,590,200,318.05	3,478
Qtr 4 2018	R 16,709,936,694.61	3,581
Qtr 1 2019	R 14,046,649,534.29	3,368
Qtr 2 2019	R 14,014,108,738.17	3,231
Qtr 3 2019	R 13,812,576,151.28	3,305
Qtr 4 2019	R 12,118,334,437.71	3,079
Qtr 1 2020	R 9,814,606,788.07	2,515
Qtr 2 2020	R 1,678,332,048.89	1,299
Total	R 427,436,879,804.43	68,373
Average	R 21,371,843,990.22	3,419



Summarised volumes and values totals for May 2020

Summarised totals		
Receiver	Volume	Value
Retail	46,767	R 882,138,092,107.64
RTL Total	572,594	R 9,211,777,057,424.91
Payment Cash Withdrawal/Deposit (KPSBV)	6,075	R 332,797,754,441.39
Payment Dematerialised MM Instrument (MPDEM)	4,238	R 164,391,894,181.21
Payment any Derivative Instrument (OPDER)	3,125	R 37,227,668,253.83
Rand Payments i.r.o FX Deals for CLS (SPCLS)	1,579	R 595,672,573,090.46
Daily BMA Settlements (SPBMA)	582	R 243,962,987,163.17
Payment any Money Market Product (MPMMI)	533	R 364,182,570,530.99
STRATE Planned Payments Confirmed on T+4 (SPLNY)	519	R 40,368,657,068.72
Settlement of Derivative Margin Calls (OSDMC)	187	R 29,554,206,684.53
STRATE Same Day Confirmed Settlements (SPLNN)	62	R 16,382,755,074.80

