



Settlement Statistics and Indicators

July 2021



SOUTH AFRICAN RESERVE BANK



A purposeful journey

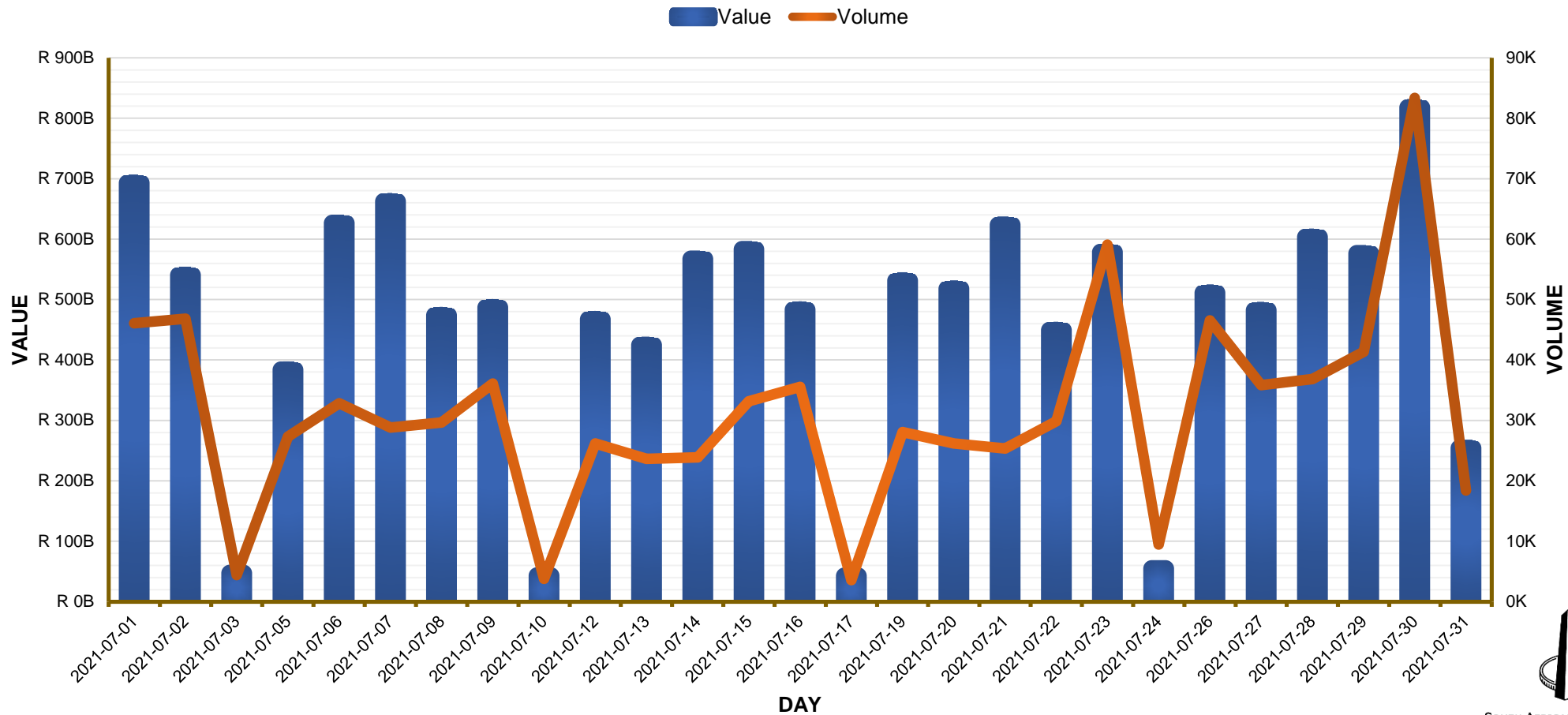
- ✓ In July 2021, SAMOS processed **842,199** transactions to the value of **ZAR12,525,865,184,255.40**.
- ✓ Peak volume and peak value was **83,357** and **ZAR818,040,404,685.21** on 30 July 2021.
- ✓ Average number of transactions processed per day were **31,193** representing the average value of **ZAR463,920,932,750.20**.
- ✓ Monthly peak volume in 10 years was **983,333** in March 2020.
- ✓ Monthly peak value in 10 years was **ZAR16,607,376,015,815.70** in March 2020.





Daily Message Volumes and Values for July 2021

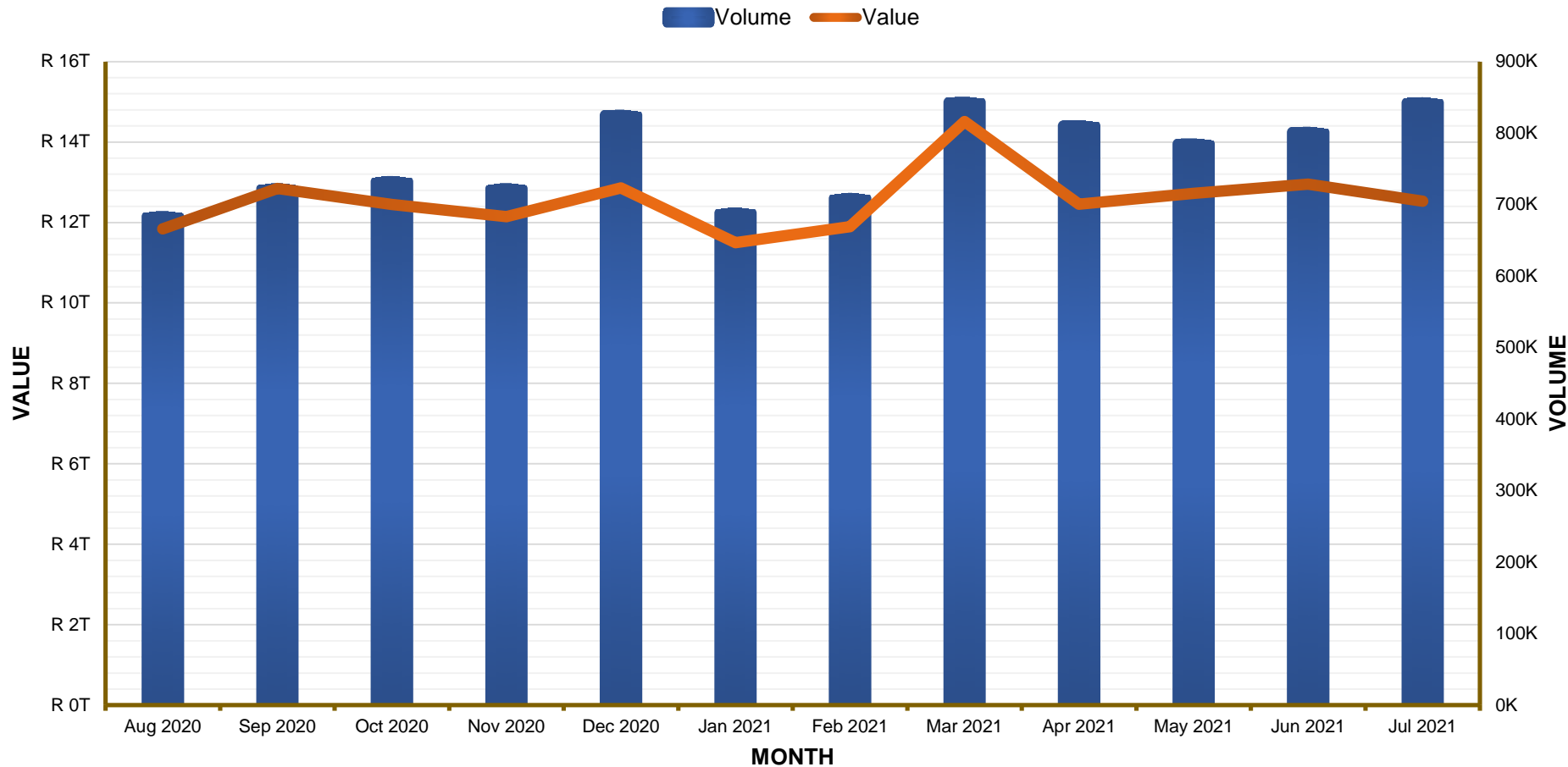
SAMOS Message Values and Volumes



| Daily Values and Volumes per month | | |
|------------------------------------|--------------------------------|----------------|
| Date | Value | Volume |
| 2021-07-01 | R 693,149,676,890.37 | 46,072 |
| 2021-07-02 | R 540,369,543,814.41 | 46,848 |
| 2021-07-03 | R 47,139,408,878.75 | 4,399 |
| 2021-07-05 | R 383,555,384,384.64 | 27,320 |
| 2021-07-06 | R 626,538,108,269.47 | 32,841 |
| 2021-07-07 | R 662,409,235,563.75 | 28,801 |
| 2021-07-08 | R 473,789,284,546.86 | 29,637 |
| 2021-07-09 | R 486,924,860,914.85 | 36,078 |
| 2021-07-10 | R 42,928,953,434.90 | 3,793 |
| 2021-07-12 | R 467,469,699,886.80 | 26,193 |
| 2021-07-13 | R 424,682,701,137.59 | 23,629 |
| 2021-07-14 | R 567,178,457,904.25 | 23,878 |
| 2021-07-15 | R 582,989,190,741.15 | 33,184 |
| 2021-07-16 | R 483,256,679,499.11 | 35,552 |
| 2021-07-17 | R 42,679,875,342.68 | 3,578 |
| 2021-07-19 | R 531,349,341,880.52 | 28,053 |
| 2021-07-20 | R 517,900,642,505.69 | 26,201 |
| 2021-07-21 | R 623,574,447,800.79 | 25,351 |
| 2021-07-22 | R 449,431,334,257.70 | 29,862 |
| 2021-07-23 | R 578,491,332,692.76 | 59,093 |
| 2021-07-24 | R 54,775,556,867.78 | 9,470 |
| 2021-07-26 | R 510,952,205,987.07 | 46,538 |
| 2021-07-27 | R 482,182,223,311.97 | 35,833 |
| 2021-07-28 | R 603,446,220,299.41 | 36,861 |
| 2021-07-29 | R 576,519,376,334.61 | 41,363 |
| 2021-07-30 | R 818,040,404,685.21 | 83,357 |
| 2021-07-31 | R 254,141,036,422.35 | 18,414 |
| Total | R 12,525,865,184,255.40 | 842,199 |
| Average | R 463,920,932,750.20 | 31,193 |



SAMOS Message Values and Volumes



| Message Values and Volumes - Monthly | | |
|--------------------------------------|---------------------------------|------------------|
| Month | Value | Volume |
| Aug 2020 | R 11,844,337,321,924.60 | 682,981 |
| Sep 2020 | R 12,843,757,284,148.80 | 722,115 |
| Oct 2020 | R 12,446,665,002,625.10 | 731,964 |
| Nov 2020 | R 12,147,830,404,306.80 | 722,224 |
| Dec 2020 | R 12,855,301,563,249.10 | 824,836 |
| Jan 2021 | R 11,495,752,430,298.40 | 688,114 |
| Feb 2021 | R 11,894,162,612,644.20 | 708,636 |
| Mar 2021 | R 14,509,067,819,227.00 | 842,908 |
| Apr 2021 | R 12,454,410,334,064.70 | 809,898 |
| May 2021 | R 12,724,826,157,788.40 | 784,496 |
| Jun 2021 | R 12,954,235,245,894.50 | 800,855 |
| Jul 2021 | R 12,525,865,184,255.40 | 842,199 |
| Total | R 150,696,211,360,427.00 | 9,161,226 |
| Average | R 12,558,017,613,368.90 | 763,436 |

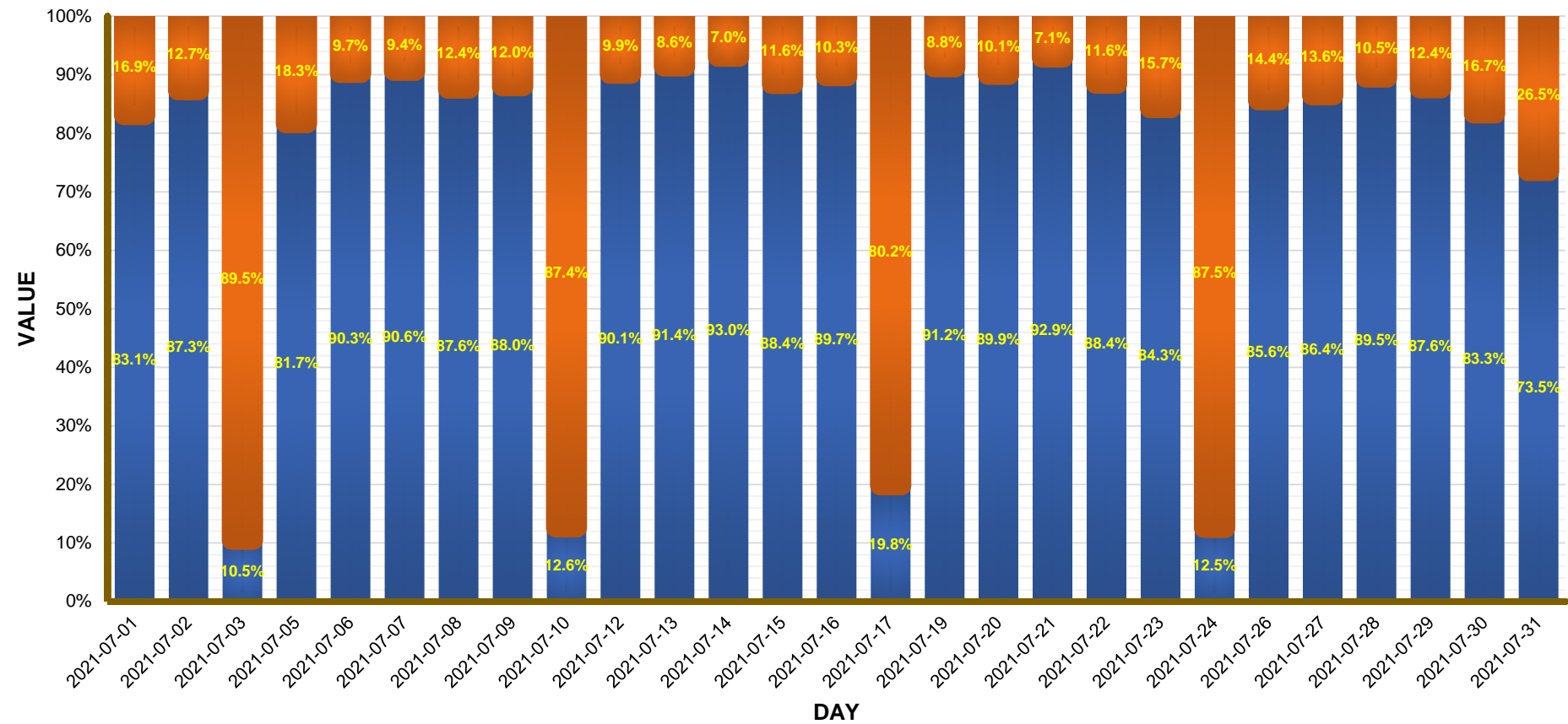




RTL / Batches Message Values for July 2021

RTL Value / Batches Value

■ RTL% ■ Batches%

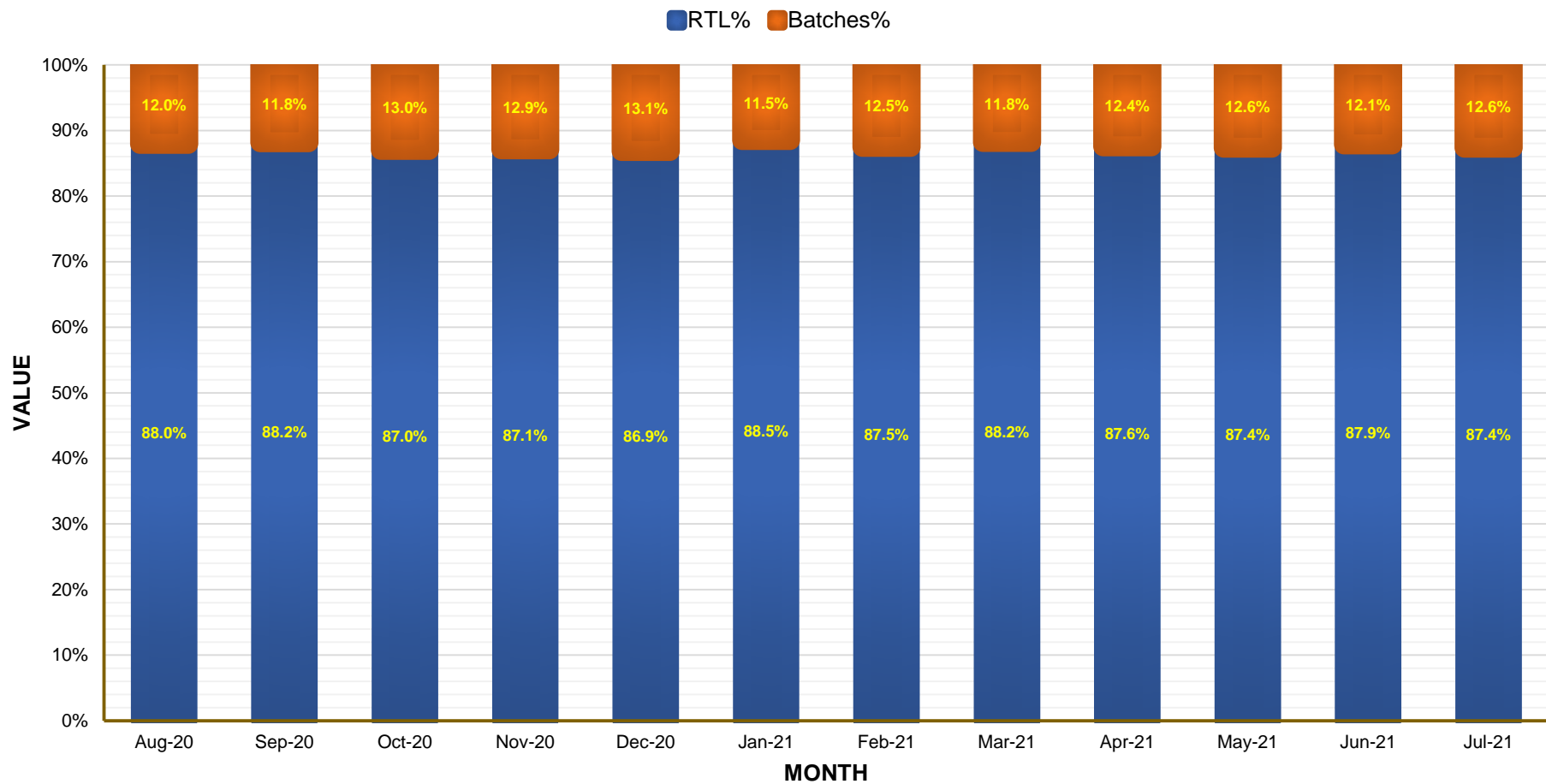


| RTL / Batches Message Values | | |
|------------------------------|-------------------------------|-------------------------------|
| Date | RTL | Batches |
| 2021-07-01 | R 456,791,030,680.59 | R 92,981,867,505.24 |
| 2021-07-02 | R 386,701,028,193.68 | R 56,260,285,647.23 |
| 2021-07-03 | R 1,803,172,423.05 | R 15,335,890,500.90 |
| 2021-07-05 | R 223,552,338,958.30 | R 50,111,476,968.77 |
| 2021-07-06 | R 479,141,361,655.79 | R 51,634,733,356.27 |
| 2021-07-07 | R 459,633,950,177.56 | R 47,596,311,272.53 |
| 2021-07-08 | R 331,286,177,155.44 | R 46,961,379,516.57 |
| 2021-07-09 | R 332,433,503,836.83 | R 45,389,281,194.86 |
| 2021-07-10 | R 1,632,600,073.99 | R 11,296,085,365.28 |
| 2021-07-12 | R 313,173,219,159.90 | R 34,307,039,907.74 |
| 2021-07-13 | R 304,842,251,099.50 | R 28,763,560,485.91 |
| 2021-07-14 | R 406,700,872,850.26 | R 30,426,774,245.50 |
| 2021-07-15 | R 419,742,184,011.98 | R 55,252,813,885.52 |
| 2021-07-16 | R 330,817,545,941.28 | R 37,851,532,329.99 |
| 2021-07-17 | R 2,510,843,470.85 | R 10,168,755,522.52 |
| 2021-07-19 | R 368,730,288,602.45 | R 35,377,557,769.77 |
| 2021-07-20 | R 364,908,721,186.59 | R 40,784,359,025.60 |
| 2021-07-21 | R 447,764,300,940.31 | R 34,138,982,791.94 |
| 2021-07-22 | R 310,053,646,325.82 | R 40,563,753,374.73 |
| 2021-07-23 | R 406,820,513,880.66 | R 75,894,358,096.33 |
| 2021-07-24 | R 2,903,125,547.66 | R 20,257,665,813.45 |
| 2021-07-26 | R 344,476,517,980.02 | R 57,974,540,577.58 |
| 2021-07-27 | R 328,004,003,040.02 | R 51,444,972,261.79 |
| 2021-07-28 | R 422,821,675,282.00 | R 49,644,651,963.74 |
| 2021-07-29 | R 396,249,863,390.85 | R 55,993,170,769.22 |
| 2021-07-30 | R 582,625,672,741.68 | R 116,440,491,852.04 |
| 2021-07-31 | R 107,074,650,595.20 | R 38,586,022,934.29 |
| Total | R 8,533,195,059,202.26 | R 1,231,438,314,935.31 |
| Average | R 316,044,261,451.94 | R 45,608,826,479.09 |



RTL / Batches Message Values for 12 Months (August 2020 – July 2021)

RTL Value / Batches Value



| RTL / Batches Message Values | | |
|------------------------------|---------------------------------|--------------------------------|
| Month | RTL | Batches |
| Aug-20 | R 8,073,810,073,835.14 | R 1,103,541,428,211.94 |
| Sep-20 | R 8,635,725,120,528.86 | R 1,154,564,947,425.88 |
| Oct-20 | R 8,214,395,901,980.92 | R 1,225,364,042,878.44 |
| Nov-20 | R 8,147,227,472,477.27 | R 1,205,318,825,325.82 |
| Dec-20 | R 8,812,708,205,813.99 | R 1,330,544,486,198.48 |
| Jan-21 | R 7,832,630,617,984.34 | R 1,013,552,778,162.95 |
| Feb-21 | R 7,958,669,906,460.55 | R 1,135,808,449,552.93 |
| Mar-21 | R 9,785,774,806,059.13 | R 1,303,474,338,207.42 |
| Apr-21 | R 8,483,383,028,255.66 | R 1,202,187,896,656.08 |
| May-21 | R 8,567,625,480,394.57 | R 1,239,529,480,674.59 |
| Jun-21 | R 8,898,669,942,111.00 | R 1,226,015,262,350.39 |
| Jul-21 | R 8,533,195,059,202.26 | R 1,231,438,314,935.31 |
| Total | R 101,943,815,615,104.00 | R 14,371,340,250,580.20 |
| Average | R 8,495,317,967,925.31 | R 1,197,611,687,548.35 |

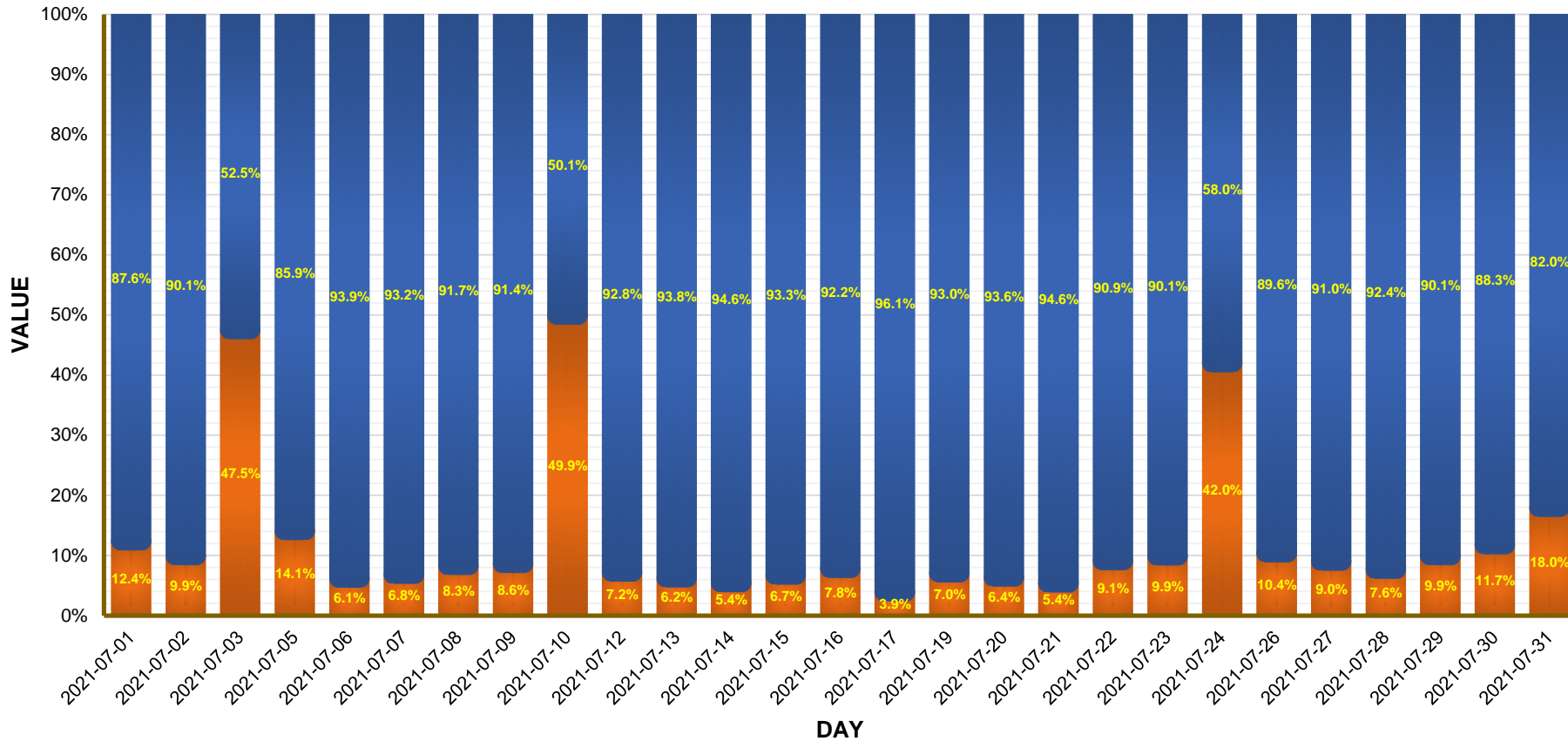




Day and Night Settlement Values for July 2021

Day Value, Night Value

■ Night Value% ■ Day Value%



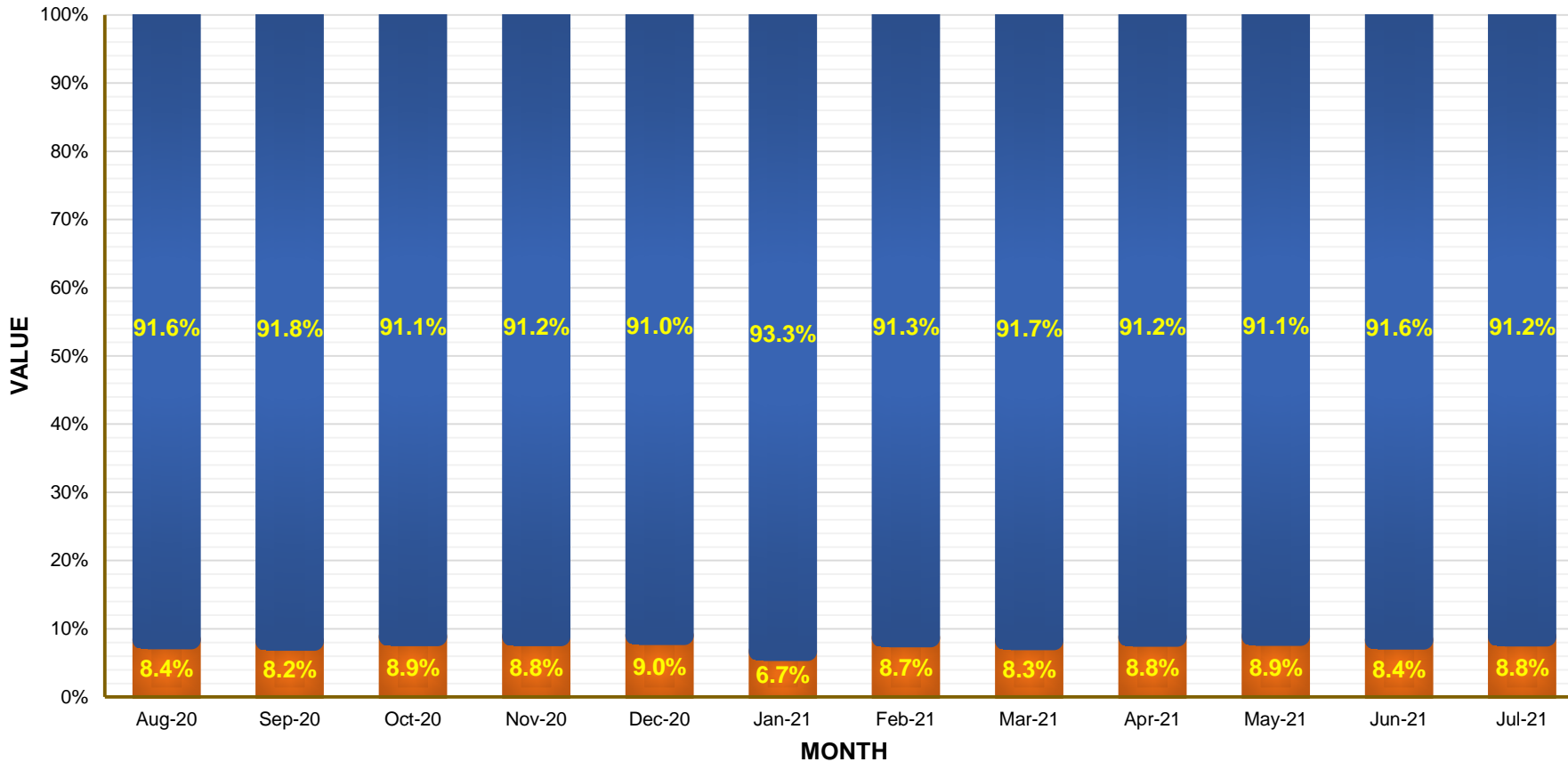
| Day and Night Settlement Values | | |
|---------------------------------|-----------------------------|-------------------------------|
| Date | Night Value | Day Value |
| 2021-07-01 | R 68,085,554,416.32 | R 481,687,343,769.51 |
| 2021-07-02 | R 44,050,208,742.48 | R 398,911,105,098.43 |
| 2021-07-03 | R 8,144,115,173.98 | R 8,994,947,749.97 |
| 2021-07-05 | R 38,508,208,789.79 | R 235,155,607,137.28 |
| 2021-07-06 | R 32,632,068,774.09 | R 498,144,026,237.97 |
| 2021-07-07 | R 34,691,177,221.82 | R 472,539,089,633.27 |
| 2021-07-08 | R 31,460,218,929.47 | R 346,787,478,436.18 |
| 2021-07-09 | R 32,658,565,360.15 | R 345,164,219,671.54 |
| 2021-07-10 | R 6,453,466,299.30 | R 6,475,219,139.97 |
| 2021-07-12 | R 25,056,147,716.64 | R 322,425,061,742.19 |
| 2021-07-13 | R 20,739,852,229.59 | R 312,865,959,355.82 |
| 2021-07-14 | R 23,755,398,870.96 | R 413,372,248,224.80 |
| 2021-07-15 | R 31,766,293,391.27 | R 443,228,704,506.23 |
| 2021-07-16 | R 28,702,407,576.78 | R 339,966,670,694.49 |
| 2021-07-17 | R 494,366,055.13 | R 12,185,232,938.24 |
| 2021-07-19 | R 28,462,625,484.05 | R 375,645,220,888.17 |
| 2021-07-20 | R 25,847,433,358.75 | R 379,845,646,853.44 |
| 2021-07-21 | R 25,900,106,228.37 | R 456,003,177,503.88 |
| 2021-07-22 | R 31,868,438,086.90 | R 318,748,961,613.65 |
| 2021-07-23 | R 47,603,297,872.61 | R 435,111,574,104.38 |
| 2021-07-24 | R 9,728,613,331.82 | R 13,432,178,029.29 |
| 2021-07-26 | R 41,746,453,717.92 | R 360,704,604,839.68 |
| 2021-07-27 | R 34,111,590,572.41 | R 345,337,384,729.40 |
| 2021-07-28 | R 36,070,613,838.85 | R 436,395,713,406.89 |
| 2021-07-29 | R 44,952,106,385.60 | R 407,290,927,774.47 |
| 2021-07-30 | R 82,056,357,516.40 | R 617,009,807,077.32 |
| 2021-07-31 | R 26,146,101,596.03 | R 119,514,571,933.46 |
| Total | R 861,691,787,537.48 | R 8,902,942,683,089.92 |
| Average | R 31,914,510,649.54 | R 329,738,617,892.22 |



Day and Night Settlement Values for 12 Months (August 2020 – July 2021)

Day Value, Night Value

■ Night Value% ■ Day Value%

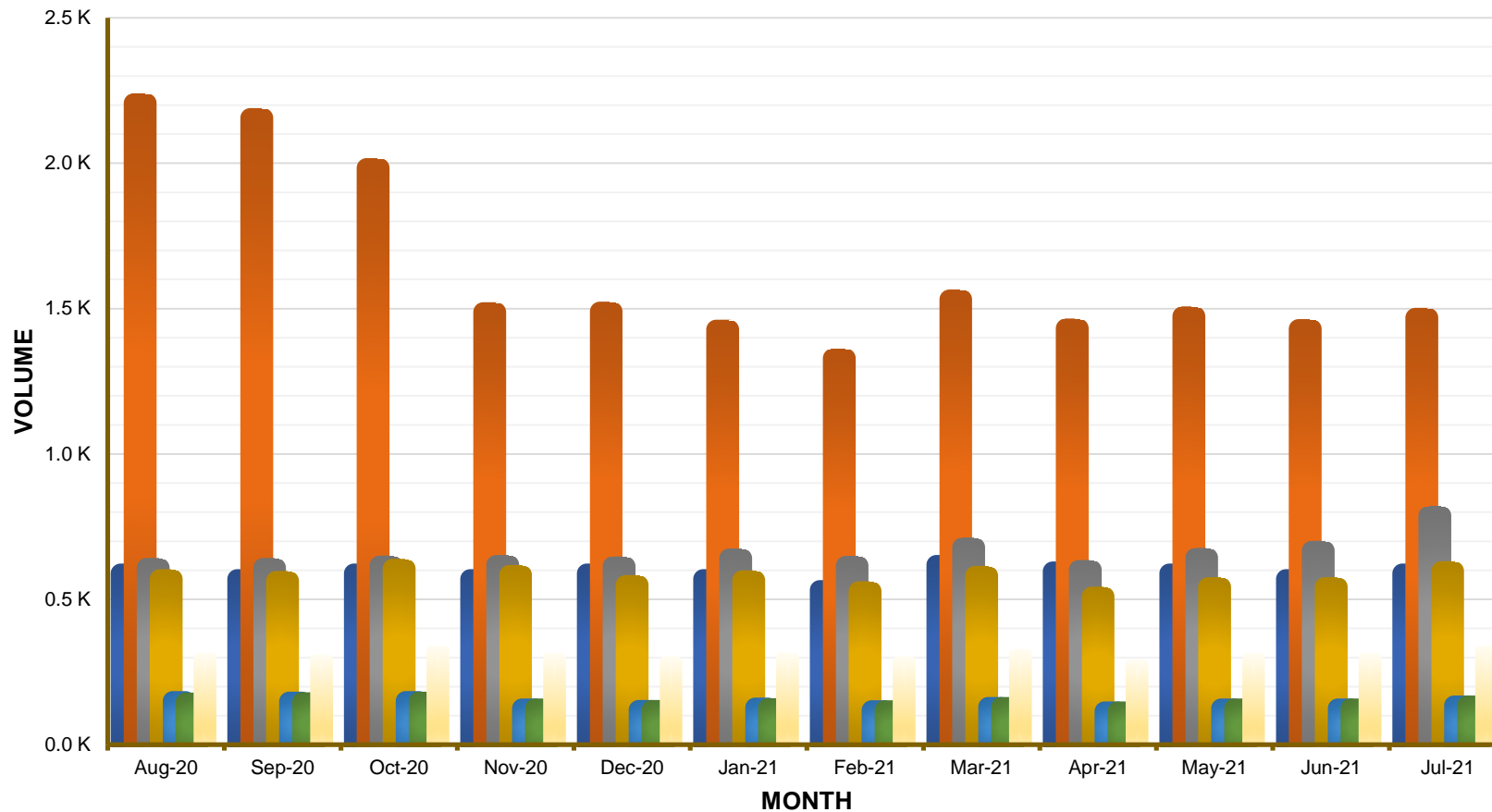


| Day and Night Settlement Values | | |
|---------------------------------|--------------------------------|---------------------------------|
| Month | Night Value | Day Value |
| Aug-20 | R 780,467,137,124.07 | R 8,517,192,162,446.16 |
| Sep-20 | R 811,373,712,891.87 | R 9,126,673,747,525.50 |
| Oct-20 | R 851,811,997,878.64 | R 8,771,448,363,966.87 |
| Nov-20 | R 841,653,856,997.45 | R 8,670,550,766,154.28 |
| Dec-20 | R 924,541,271,720.02 | R 9,332,256,563,762.83 |
| Jan-21 | R 701,604,486,872.15 | R 9,814,374,451,937.14 |
| Feb-21 | R 802,718,227,966.52 | R 8,426,792,249,692.66 |
| Mar-21 | R 904,578,660,018.58 | R 10,026,499,484,697.60 |
| Apr-21 | R 843,380,310,105.92 | R 8,767,660,131,169.24 |
| May-21 | R 867,772,297,364.99 | R 8,872,080,430,730.62 |
| Jun-21 | R 847,112,267,829.01 | R 9,277,573,731,824.28 |
| Jul-21 | R 861,691,787,537.48 | R 8,902,942,683,089.92 |
| Total | R 10,038,706,014,306.70 | R 108,506,044,766,997.00 |
| Average | R 836,558,834,525.56 | R 9,042,170,397,249.76 |



Cards Message Volumes

■ Visa ■ Debit Card ■ Credit Card ■ MasterCard ■ AMEX ■ DINERS ■ Fleet Card

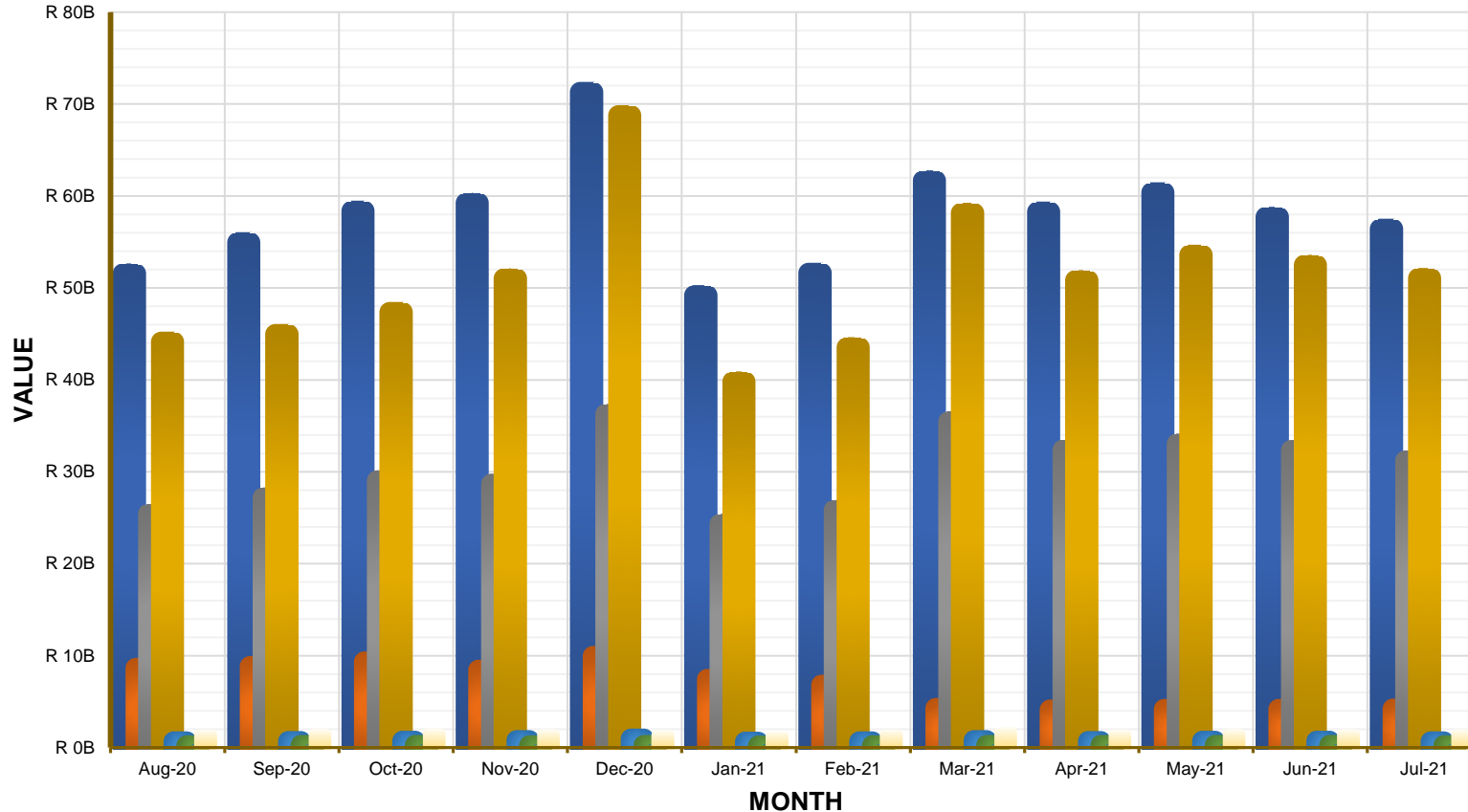


| Cards Monthly Volume | | | | | | | |
|----------------------|--------------|---------------|--------------|--------------|--------------|--------------|--------------|
| Month | Visa | Debit Card | Credit Card | MasterCard | AMEX | DINERS | Fleet Card |
| Aug-20 | 589 | 2,206 | 608 | 570 | 150 | 145 | 300 |
| Sep-20 | 570 | 2,156 | 608 | 564 | 148 | 146 | 294 |
| Oct-20 | 589 | 1,984 | 617 | 605 | 150 | 148 | 324 |
| Nov-20 | 570 | 1,488 | 619 | 584 | 125 | 125 | 300 |
| Dec-20 | 589 | 1,490 | 614 | 549 | 120 | 120 | 288 |
| Jan-21 | 570 | 1,428 | 641 | 566 | 128 | 126 | 300 |
| Feb-21 | 532 | 1,329 | 616 | 528 | 119 | 119 | 288 |
| Mar-21 | 619 | 1,532 | 679 | 581 | 130 | 130 | 312 |
| Apr-21 | 596 | 1,432 | 601 | 510 | 115 | 115 | 276 |
| May-21 | 589 | 1,474 | 643 | 542 | 125 | 125 | 300 |
| Jun-21 | 570 | 1,430 | 668 | 542 | 125 | 125 | 300 |
| Jul-21 | 589 | 1,469 | 788 | 597 | 135 | 135 | 324 |
| Total | 6,972 | 19,418 | 7,702 | 6,738 | 1,570 | 1,559 | 3,606 |
| Average | 581 | 1,618 | 642 | 562 | 131 | 130 | 301 |



Cards Message Values

■ Visa
 ■ Debit Card
 ■ Credit Card
 ■ MasterCard
 ■ AMEX
 ■ DINERS
 ■ Fleet Card

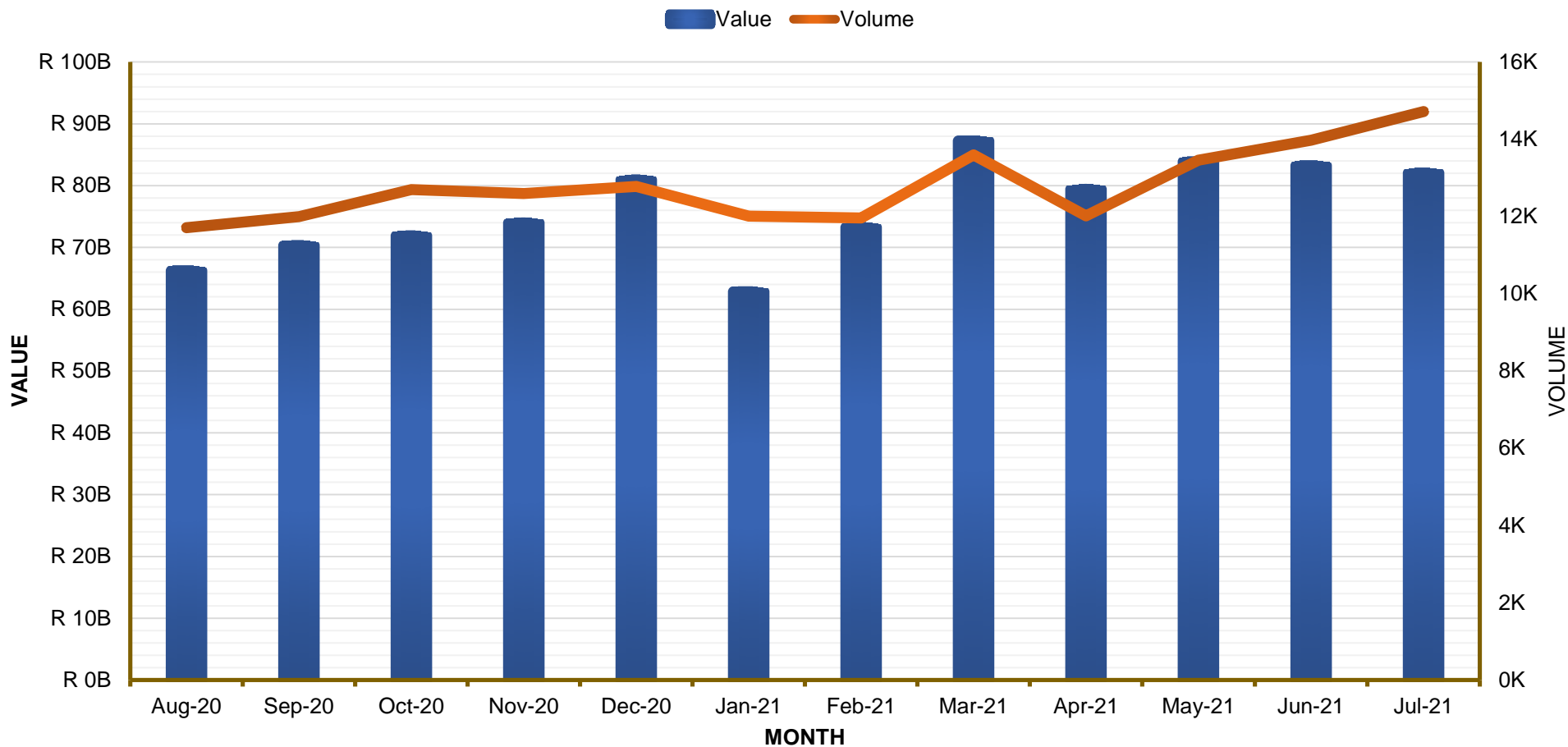


| Cards Monthly Values | | | |
|----------------------|-----------------------------|----------------------------|-----------------------------|
| Month | Visa | Debit Card | Credit Card |
| Aug-20 | R 51,558,709,965.38 | R 8,645,694,010.51 | R 25,420,912,113.44 |
| Sep-20 | R 54,950,461,500.15 | R 8,845,062,472.30 | R 27,169,880,915.68 |
| Oct-20 | R 58,382,984,336.12 | R 9,359,914,653.93 | R 29,064,385,422.86 |
| Nov-20 | R 59,255,614,623.20 | R 8,440,467,265.15 | R 28,699,572,123.42 |
| Dec-20 | R 71,288,361,003.37 | R 9,945,573,778.60 | R 36,266,934,420.23 |
| Jan-21 | R 49,188,971,568.32 | R 7,441,143,731.67 | R 24,331,640,360.99 |
| Feb-21 | R 51,613,508,030.70 | R 6,823,102,153.82 | R 25,858,732,939.81 |
| Mar-21 | R 61,681,390,092.86 | R 4,297,225,291.26 | R 35,479,978,674.59 |
| Apr-21 | R 58,289,126,486.17 | R 4,117,361,803.17 | R 32,364,407,720.02 |
| May-21 | R 60,357,874,739.86 | R 4,177,157,901.81 | R 33,035,805,014.25 |
| Jun-21 | R 57,693,685,408.17 | R 4,176,598,256.68 | R 32,355,619,485.30 |
| Jul-21 | R 56,403,221,142.42 | R 4,205,074,572.74 | R 31,226,766,979.04 |
| Total | R 690,663,908,896.72 | R 80,474,375,891.64 | R 361,274,636,169.63 |
| Average | R 57,555,325,741.39 | R 6,706,197,990.97 | R 30,106,219,680.80 |

| Cards Monthly Values | | | | |
|----------------------|-----------------------------|---------------------------|---------------------------|----------------------------|
| Month | MasterCard | AMEX | DINERS | Fleet Card |
| Aug-20 | R 44,136,019,443.66 | R 669,610,871.01 | R 219,730,182.54 | R 1,421,080,446.29 |
| Sep-20 | R 44,946,013,259.36 | R 699,026,062.19 | R 242,921,374.77 | R 1,499,978,975.71 |
| Oct-20 | R 47,365,999,332.32 | R 720,931,509.55 | R 258,034,536.77 | R 1,573,331,800.40 |
| Nov-20 | R 51,014,735,589.34 | R 781,814,938.47 | R 241,726,492.01 | R 1,451,080,950.19 |
| Dec-20 | R 68,752,081,692.36 | R 950,517,472.46 | R 261,194,299.73 | R 1,371,107,977.37 |
| Jan-21 | R 39,794,767,651.54 | R 624,886,932.15 | R 189,454,958.01 | R 1,247,992,278.59 |
| Feb-21 | R 43,540,980,550.54 | R 648,077,000.29 | R 223,106,812.55 | R 1,436,580,972.87 |
| Mar-21 | R 58,137,679,030.38 | R 780,969,705.43 | R 261,085,099.11 | R 1,696,836,064.54 |
| Apr-21 | R 50,834,509,104.84 | R 701,093,099.29 | R 245,242,464.86 | R 1,411,590,448.23 |
| May-21 | R 53,568,032,938.18 | R 735,325,320.62 | R 254,109,457.40 | R 1,499,602,861.86 |
| Jun-21 | R 52,482,246,663.78 | R 710,007,211.12 | R 248,092,727.28 | R 1,466,844,886.02 |
| Jul-21 | R 51,061,915,009.86 | R 668,155,808.43 | R 232,405,565.42 | R 1,440,986,397.36 |
| Total | R 605,634,980,266.16 | R 8,690,415,931.01 | R 2,877,103,970.45 | R 17,517,014,059.43 |
| Average | R 50,469,581,688.85 | R 724,201,327.58 | R 239,758,664.20 | R 1,459,751,171.62 |



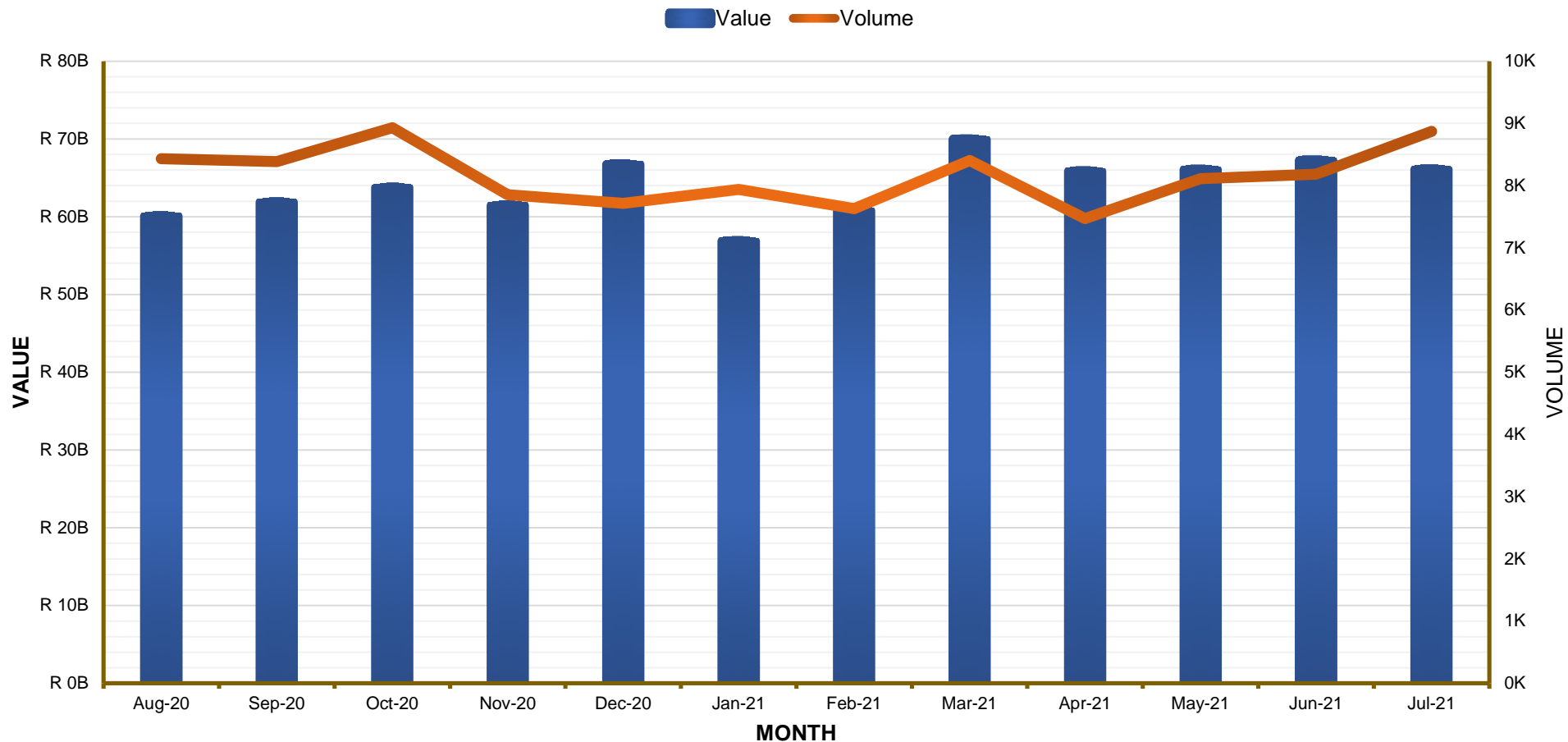
Real Time Clearing (RTC) Monthly Values and Volumes



| RTC Monthly Value and Volumes | | |
|-------------------------------|-----------------------------|----------------|
| Month | Value | Volume |
| Aug-20 | R 66,220,267,445.44 | 11,715 |
| Sep-20 | R 70,288,498,338.48 | 11,995 |
| Oct-20 | R 71,867,903,221.92 | 12,699 |
| Nov-20 | R 73,976,062,940.63 | 12,596 |
| Dec-20 | R 80,934,288,238.20 | 12,782 |
| Jan-21 | R 62,813,101,789.32 | 12,011 |
| Feb-21 | R 73,253,995,691.38 | 11,962 |
| Mar-21 | R 87,243,133,197.70 | 13,598 |
| Apr-21 | R 79,416,641,040.47 | 12,017 |
| May-21 | R 83,846,988,081.22 | 13,461 |
| Jun-21 | R 83,233,567,300.55 | 13,975 |
| Jul-21 | R 82,019,751,136.90 | 14,719 |
| Total | R 915,114,198,422.21 | 153,530 |
| Average | R 76,259,516,535.18 | 12,794 |



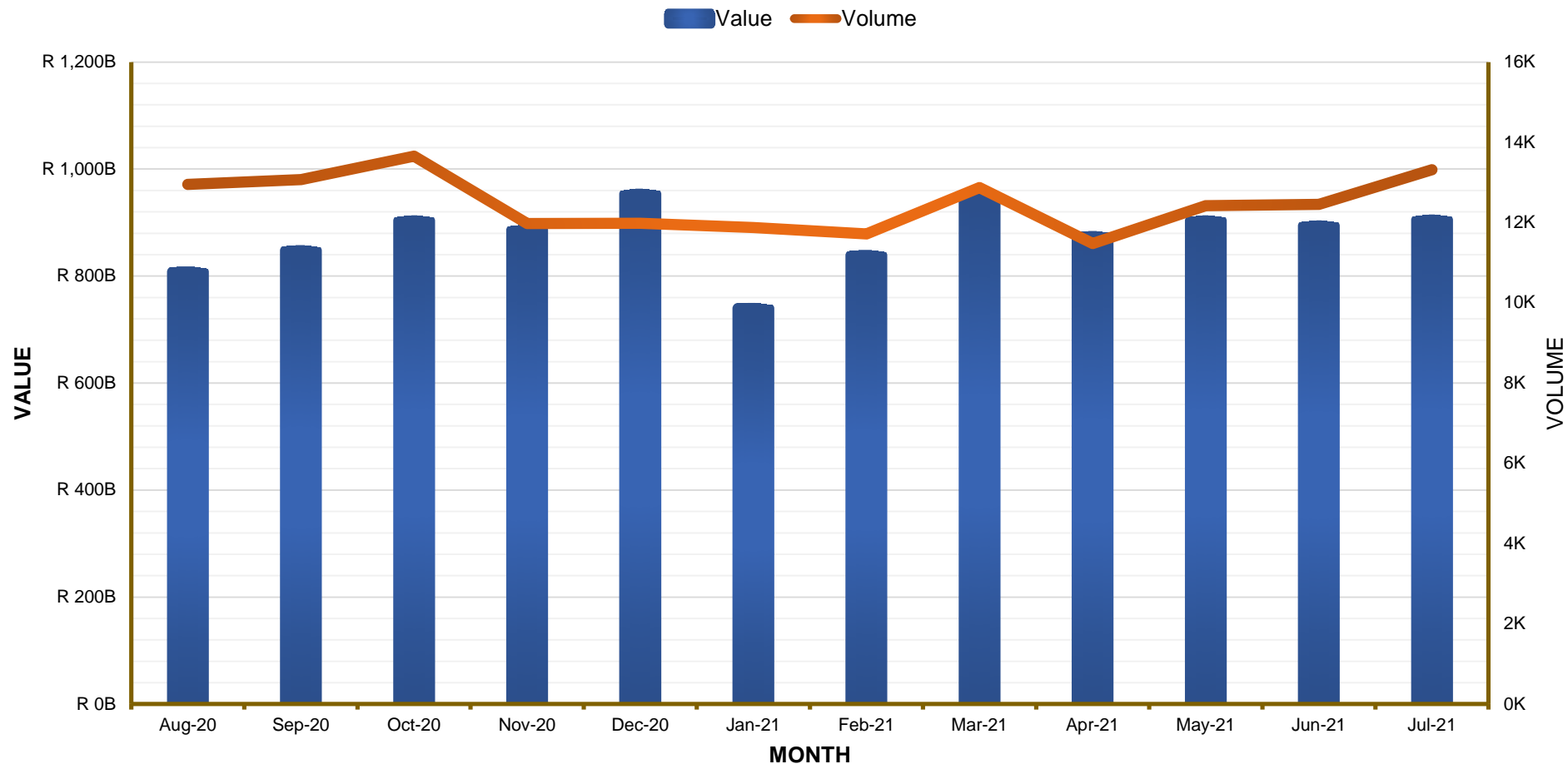
Electronic Funds Transfer (EFT) DR Monthly Values and Volumes



| EFT DR Monthly Value and Volumes | | |
|----------------------------------|-----------------------------|---------------|
| Month | Value | Volume |
| Aug-20 | R 60,024,091,331.95 | 8,431 |
| Sep-20 | R 61,799,166,587.70 | 8,384 |
| Oct-20 | R 63,700,240,325.42 | 8,928 |
| Nov-20 | R 61,413,398,725.85 | 7,852 |
| Dec-20 | R 66,674,386,601.96 | 7,713 |
| Jan-21 | R 56,829,062,340.52 | 7,938 |
| Feb-21 | R 60,742,446,165.10 | 7,631 |
| Mar-21 | R 69,877,963,734.87 | 8,402 |
| Apr-21 | R 65,807,358,462.77 | 7,469 |
| May-21 | R 65,987,522,886.43 | 8,111 |
| Jun-21 | R 67,194,025,520.79 | 8,184 |
| Jul-21 | R 66,026,818,346.82 | 8,869 |
| Total | R 766,076,481,030.18 | 97,912 |
| Average | R 63,839,706,752.52 | 8,159 |



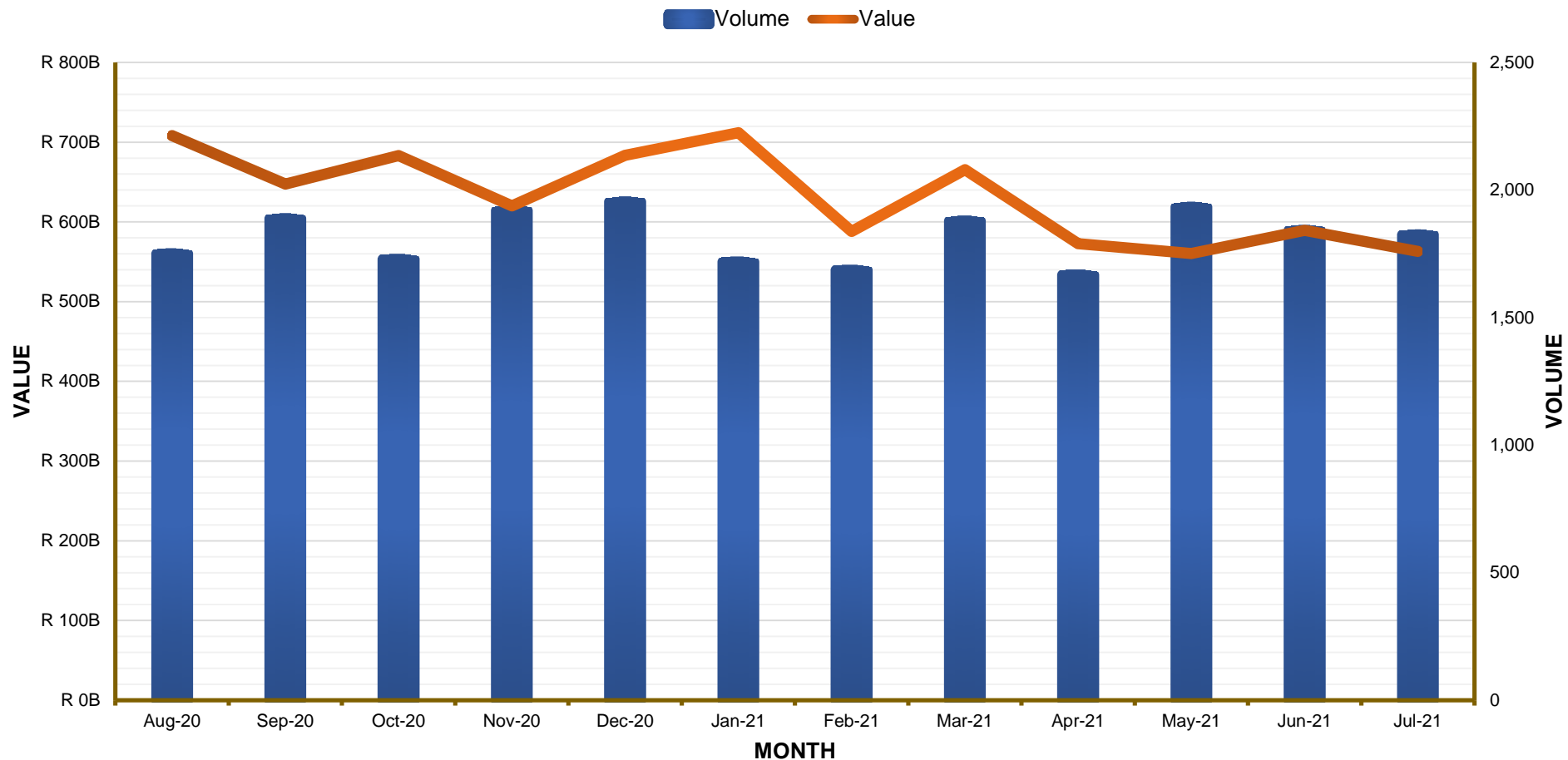
Electronic Funds Transfer (EFT) CR Monthly Values and Volumes



| EFT CR Monthly Value and Volumes | | |
|----------------------------------|--------------------------------|----------------|
| Month | Value | Volume |
| Aug-20 | R 807,696,188,116.66 | 12,953 |
| Sep-20 | R 847,242,707,154.03 | 13,074 |
| Oct-20 | R 902,933,359,913.47 | 13,656 |
| Nov-20 | R 885,745,686,046.11 | 11,977 |
| Dec-20 | R 952,831,895,148.54 | 11,981 |
| Jan-21 | R 739,622,037,401.51 | 11,879 |
| Feb-21 | R 838,643,846,432.43 | 11,716 |
| Mar-21 | R 948,127,676,512.64 | 12,875 |
| Apr-21 | R 873,696,799,026.79 | 11,480 |
| May-21 | R 903,054,955,858.89 | 12,420 |
| Jun-21 | R 893,823,471,486.35 | 12,451 |
| Jul-21 | R 904,455,138,344.22 | 13,318 |
| Total | R 10,497,873,761,441.60 | 149,780 |
| Average | R 874,822,813,453.47 | 12,482 |



CLS Settlement - Monthly Values and Volumes

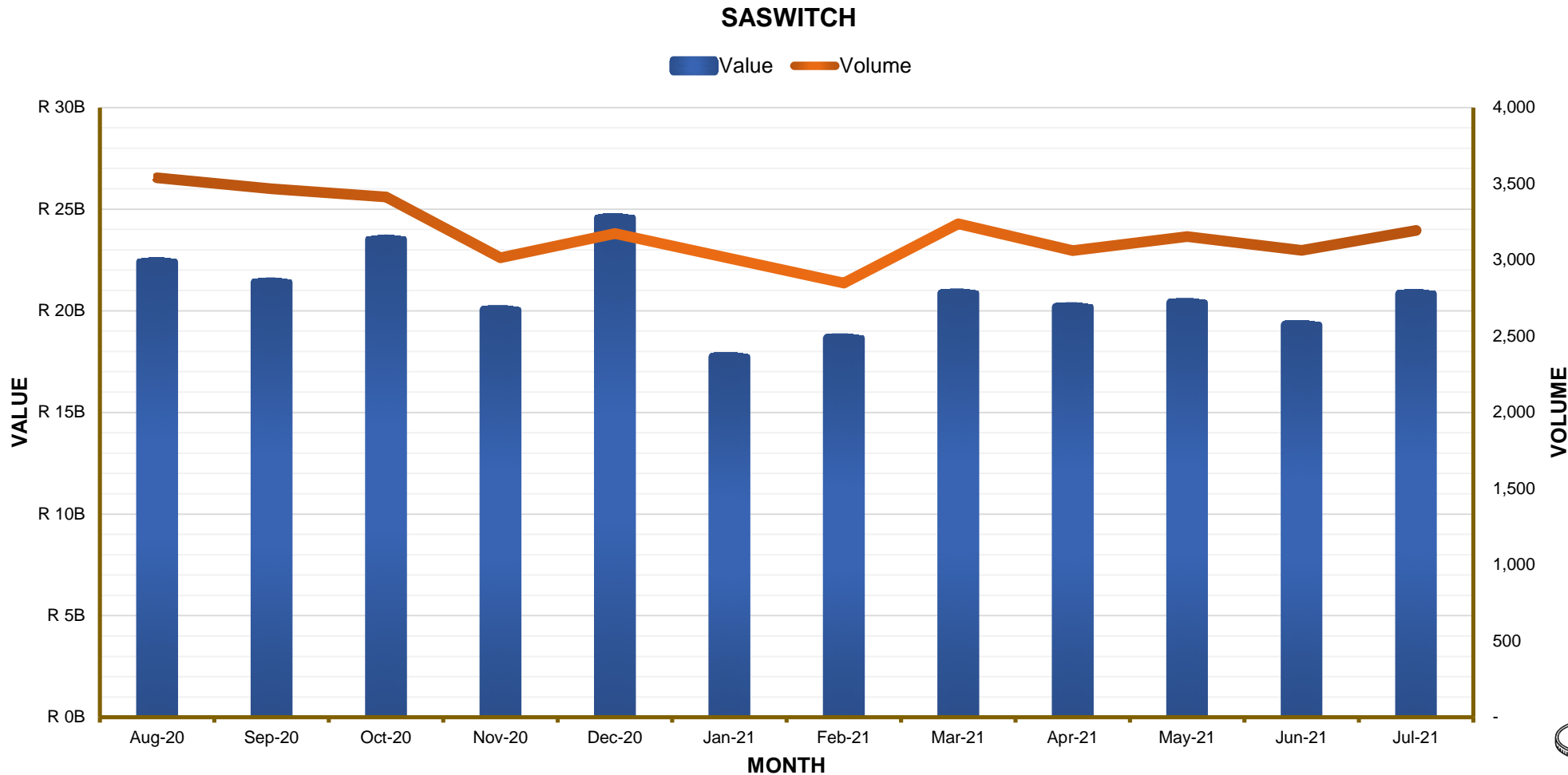


| CLS Settlement - Monthly Values and Volumes | | |
|---|-------------------------------|---------------|
| Month | Value | Volume |
| Aug-20 | R 708,140,494,339.68 | 1,750 |
| Sep-20 | R 647,619,295,861.48 | 1,888 |
| Oct-20 | R 683,192,641,653.86 | 1,728 |
| Nov-20 | R 619,971,510,712.02 | 1,919 |
| Dec-20 | R 683,420,235,752.84 | 1,953 |
| Jan-21 | R 711,874,912,979.16 | 1,718 |
| Feb-21 | R 587,976,456,710.74 | 1,685 |
| Mar-21 | R 665,331,174,747.98 | 1,878 |
| Apr-21 | R 572,706,982,934.20 | 1,667 |
| May-21 | R 560,247,007,460.60 | 1,933 |
| Jun-21 | R 589,490,076,008.98 | 1,842 |
| Jul-21 | R 563,012,318,519.60 | 1,824 |
| Total | R 7,592,983,107,681.14 | 21,785 |
| Average | R 632,748,592,306.76 | 1,815 |





SASwitch Values and Volumes from August 2020 – July 2021



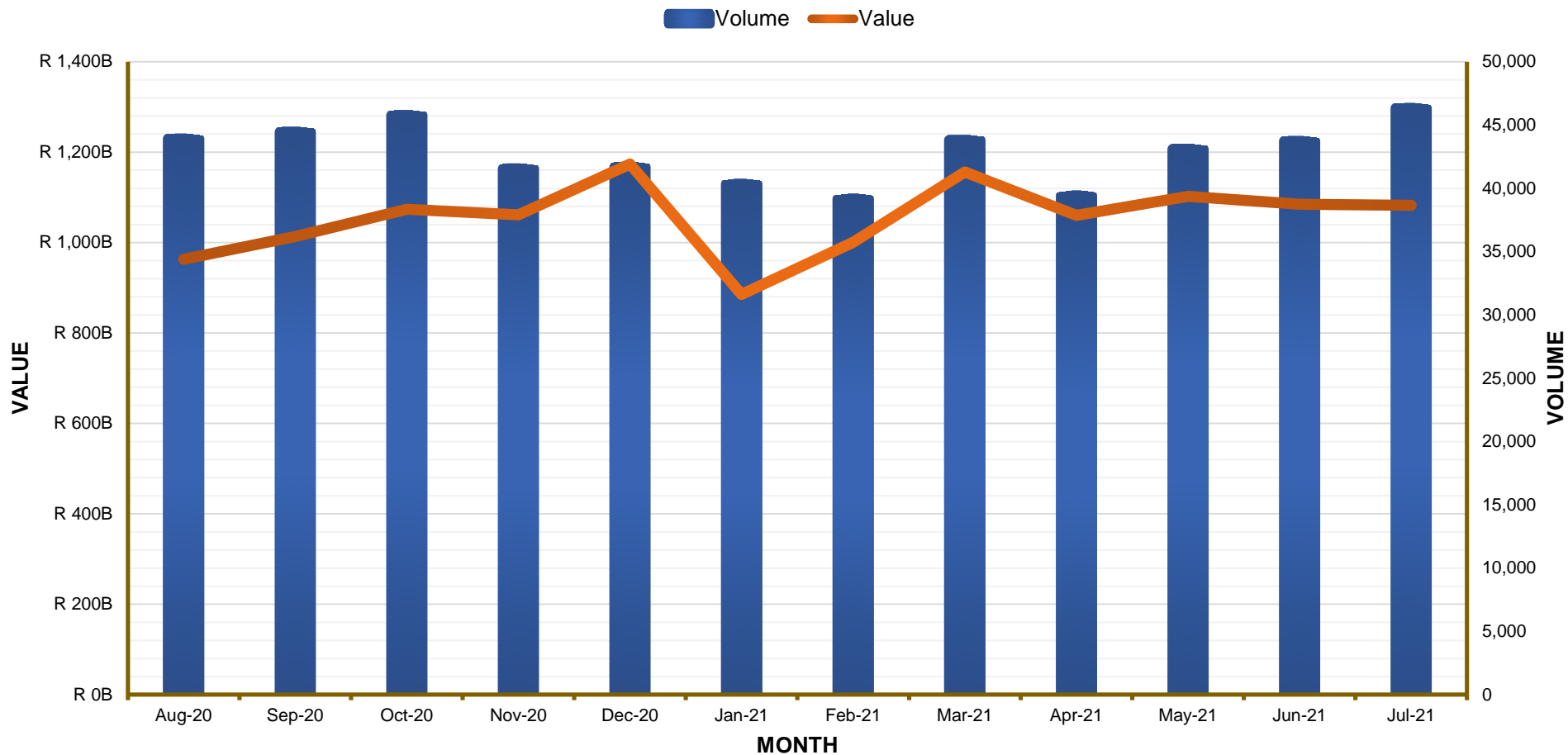
| SASWITCH Monthly Values | | |
|-------------------------|-----------------------------|---------------|
| Month | Value | Volume |
| Aug-20 | R 22,380,152,916.33 | 3,539 |
| Sep-20 | R 21,370,756,861.45 | 3,466 |
| Oct-20 | R 23,489,470,426.45 | 3,413 |
| Nov-20 | R 20,024,544,767.79 | 3,015 |
| Dec-20 | R 24,545,631,901.61 | 3,173 |
| Jan-21 | R 17,704,754,062.53 | 3,011 |
| Feb-21 | R 18,624,363,172.04 | 2,848 |
| Mar-21 | R 20,830,882,022.79 | 3,237 |
| Apr-21 | R 20,158,633,299.88 | 3,062 |
| May-21 | R 20,373,954,652.64 | 3,154 |
| Jun-21 | R 19,274,741,227.47 | 3,063 |
| Jul-21 | R 20,811,755,555.96 | 3,193 |
| Total | R 249,589,640,866.94 | 38,174 |
| Average | R 20,799,136,738.91 | 3,181 |





Retail Values and Volumes from August 2020 – July 2021

Retail Monthly Values and Volumes



| Retail Monthly Values and Volumes | | |
|-----------------------------------|--------------------------------|----------------|
| Month | Value | Volume |
| Aug-20 | R 963,369,170,671.70 | 43,905 |
| Sep-20 | R 1,013,681,419,361.51 | 44,442 |
| Oct-20 | R 1,073,510,604,039.72 | 45,766 |
| Nov-20 | R 1,061,371,013,832.63 | 41,545 |
| Dec-20 | R 1,173,493,364,312.21 | 41,673 |
| Jan-21 | R 885,158,426,257.83 | 40,321 |
| Feb-21 | R 1,000,468,668,437.44 | 39,167 |
| Mar-21 | R 1,156,080,857,614.72 | 43,786 |
| Apr-21 | R 1,060,217,483,768.75 | 39,411 |
| May-21 | R 1,102,177,144,052.71 | 43,081 |
| Jun-21 | R 1,084,747,898,138.06 | 43,709 |
| Jul-21 | R 1,082,642,024,155.41 | 46,313 |
| Total | R 12,656,918,074,642.70 | 513,119 |
| Average | R 1,054,743,172,886.89 | 42,760 |



| Summerised totals | | |
|--|---------|------------------------|
| Receiver | Volume | Value |
| RTL Total | 782,468 | R 8,533,195,059,202.26 |
| Retail | 46,313 | R 1,082,642,024,155.41 |
| Payment Cash Withdrawal/Deposit (KPSBV) | 7,682 | R 309,934,007,440.83 |
| Payment Dematerialised MM Instrument (MPDEM) | 3,815 | R 177,292,809,230.67 |
| Payment any Derivative Instrument (OPDER) | 3,068 | R 38,856,072,573.78 |
| Rand Payments i.r.o FX Deals for CLS (SPCLS) | 1,837 | R 567,319,845,806.67 |
| Daily BMA Settlements (SPBMA) | 584 | R 281,340,568,290.70 |
| Payment any Money Market Product (MPMMI) | 493 | R 138,559,541,983.29 |
| STRATE Planned Payments Confirmed on T+4 (SPLNY) | 419 | R 61,327,177,569.51 |
| Settlement of Derivative Margin Calls (OSDMC) | 182 | R 18,464,414,004.40 |
| STRATE Same Day Confirmed Settlements (SPLNN) | 58 | R 23,638,586,408.75 |

