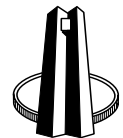


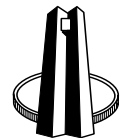


# Settlement Statistics and Indicators

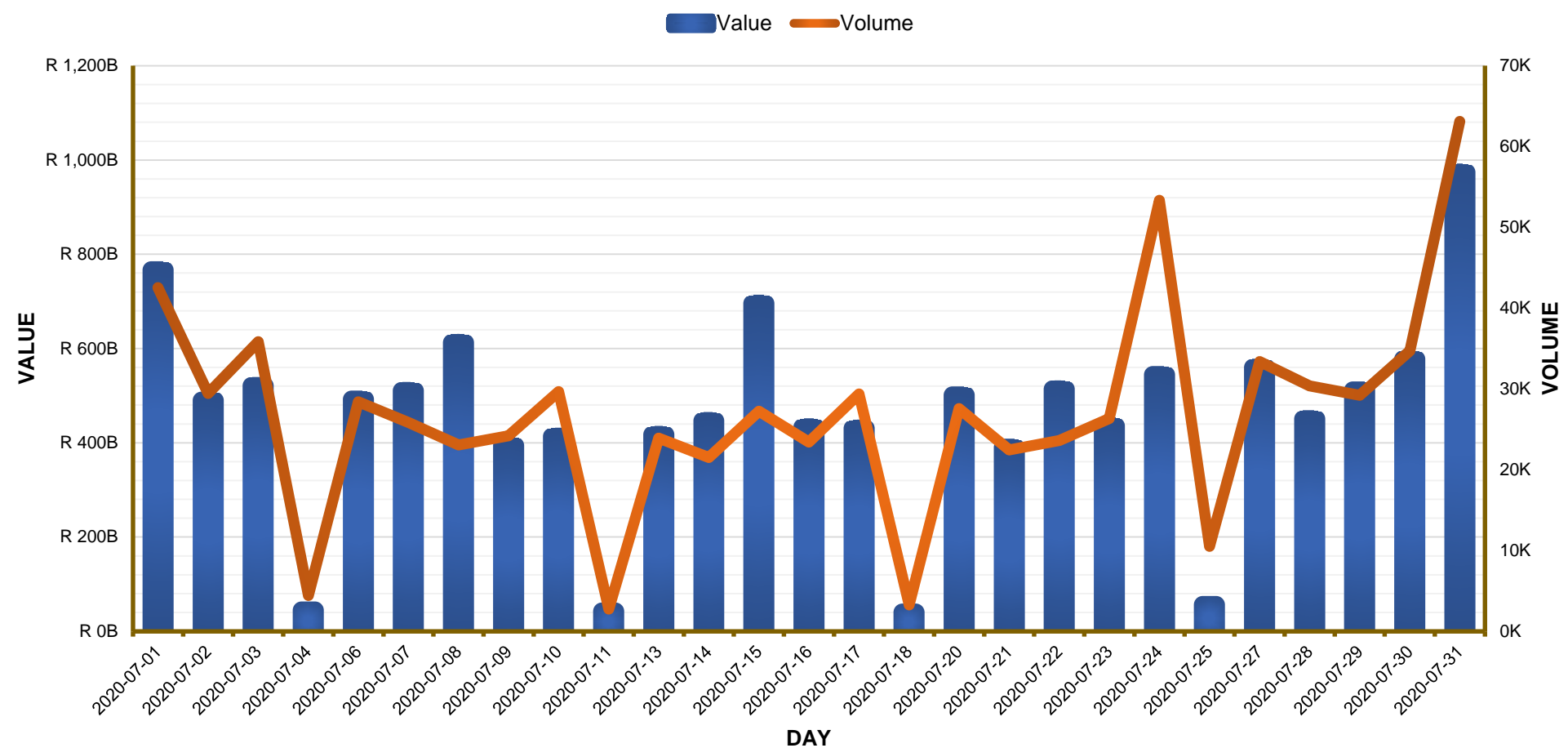
July 2020



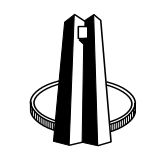
- ✓ In July 2020, SAMOS processed **729,460** transactions to the value of **ZAR12,266,099,197,500.50**.
- ✓ Peak volume was **63,107** on 31 July 2020 and peak value was **ZAR973,831,214,997.27** on 31 July 2020.
- ✓ Average number of transactions processed per day were **27,017** representing the average value of **ZAR454,299,970,277.80**.
- ✓ Monthly peak volume in 10 years was **983,333** in March 2020.
- ✓ Monthly peak value in 10 years was **ZAR16,607,376,015,815.70** in March 2020.



**SAMOS Message Values and Volumes**

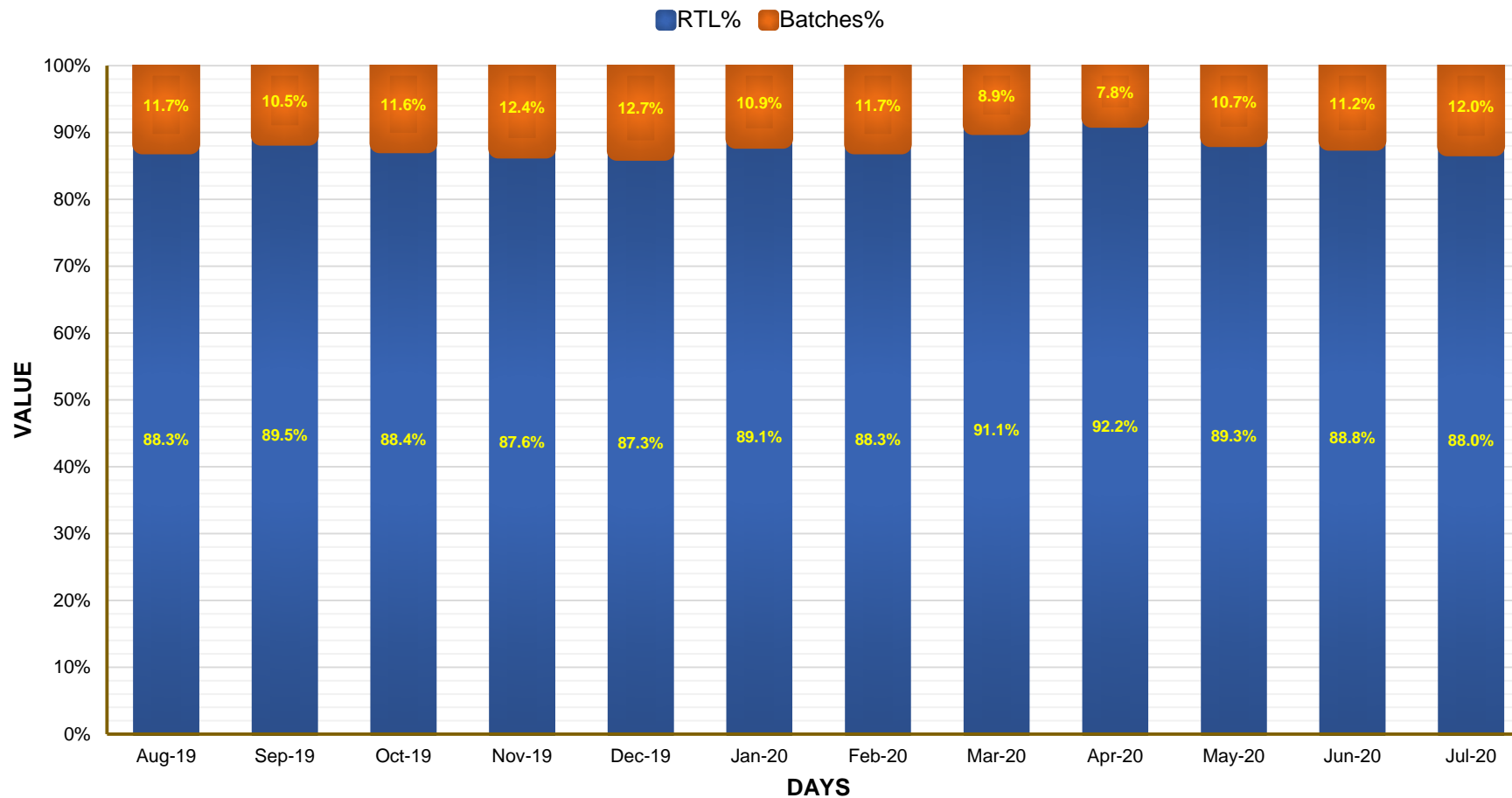


Daily Values and Volumes per Month		
Date	Value	Volume
2020-07-01	R 766,748,336,330.50	42,525
2020-07-02	R 489,762,462,353.96	29,437
2020-07-03	R 520,894,909,893.03	35,844
2020-07-04	R 44,428,181,905.08	4,436
2020-07-06	R 492,405,994,223.24	28,395
2020-07-07	R 510,241,474,104.28	25,832
2020-07-08	R 612,538,646,130.06	23,073
2020-07-09	R 394,169,787,561.13	24,199
2020-07-10	R 413,380,013,763.47	29,663
2020-07-11	R 42,356,026,461.35	2,745
2020-07-13	R 417,242,802,897.13	23,915
2020-07-14	R 446,772,013,153.35	21,504
2020-07-15	R 695,665,486,509.33	27,252
2020-07-16	R 433,413,359,232.80	23,426
2020-07-17	R 430,736,632,475.03	29,369
2020-07-18	R 40,451,780,693.08	3,280
2020-07-20	R 500,851,372,388.98	27,553
2020-07-21	R 390,078,699,839.26	22,448
2020-07-22	R 514,057,495,119.06	23,604
2020-07-23	R 435,647,124,817.69	26,319
2020-07-24	R 544,415,149,157.05	53,327
2020-07-25	R 56,605,224,181.49	10,525
2020-07-27	R 559,785,569,220.52	33,383
2020-07-28	R 450,426,928,238.43	30,361
2020-07-29	R 511,518,961,037.54	29,216
2020-07-30	R 577,673,550,816.42	34,722
2020-07-31	R 973,831,214,997.27	63,107
<b>Total</b>	<b>R 12,266,099,197,500.50</b>	<b>729,460</b>
<b>Average</b>	<b>R 454,299,970,277.80</b>	<b>27,017</b>




# RTL / Batches Message Values for 12 Months (August 2019 - July 2020)

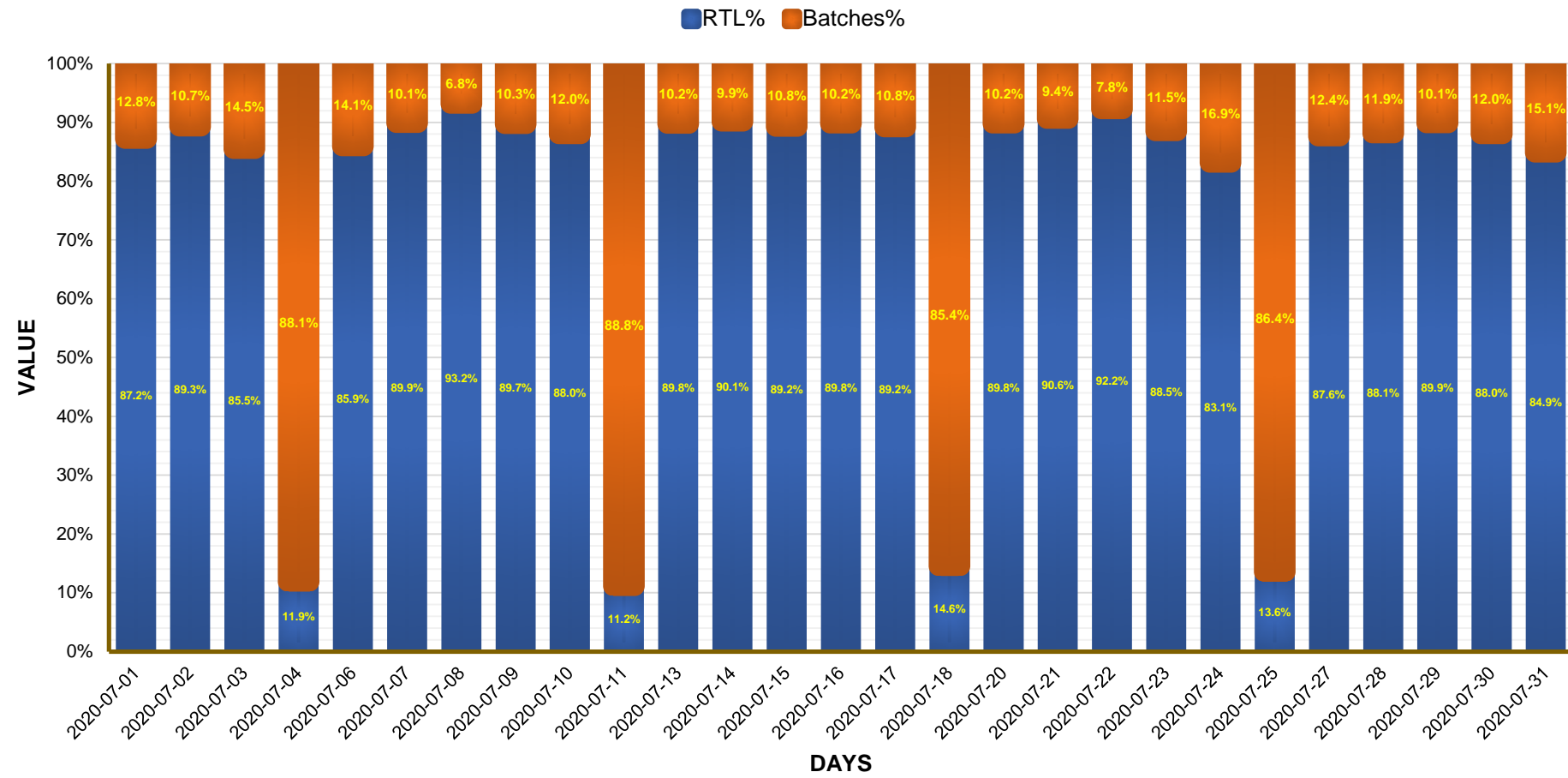
RTL Value / Batches Value




RTL / Batches Message Values		
Month	RTL	Batches
Aug-19	R 8,617,083,056,527.95	R 1,144,619,651,659.12
Sep-19	R 9,073,302,618,154.09	R 1,059,228,878,550.22
Oct-19	R 8,957,421,527,888.94	R 1,173,100,993,888.70
Nov-19	R 8,366,969,363,354.37	R 1,181,074,724,124.54
Dec-19	R 8,258,531,976,875.97	R 1,199,146,376,820.06
Jan-20	R 8,517,918,300,813.33	R 1,039,900,990,781.89
Feb-20	R 8,161,529,617,369.48	R 1,083,430,933,623.34
Mar-20	R 11,769,569,757,423.60	R 1,143,184,500,117.91
Apr-20	R 8,985,841,812,508.20	R 758,207,748,123.36
May-20	R 7,393,802,016,296.18	R 882,138,092,107.64
Jun-20	R 7,996,126,888,522.12	R 1,006,611,810,483.19
Jul-20	R 8,135,602,277,330.28	R 1,113,557,929,648.63
<b>Total</b>	<b>R 104,233,699,213,064.00</b>	<b>R 12,784,202,629,928.60</b>
<b>Average</b>	<b>R 8,686,141,601,088.71</b>	<b>R 1,065,350,219,160.72</b>



**RTL Value / Batches Value**



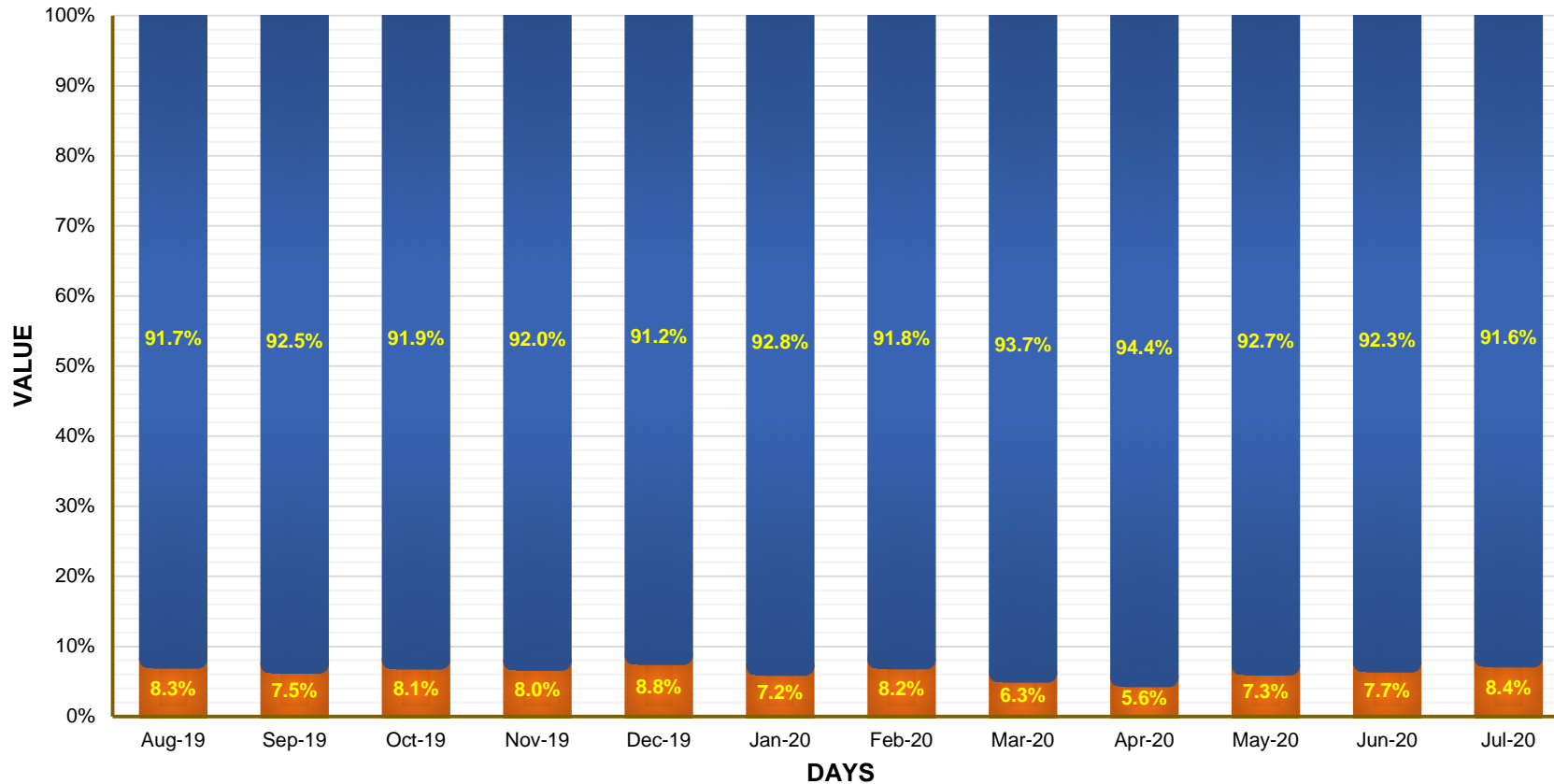
RTL / Batches Message Values		
Date	RTL	Batches
2020-07-01	R 535,262,851,289.85	R 78,435,863,902.24
2020-07-02	R 349,202,485,285.08	R 41,864,753,667.98
2020-07-03	R 347,656,845,459.31	R 59,085,762,974.30
2020-07-04	R 1,718,180,099.96	R 12,705,347,447.98
2020-07-06	R 330,708,363,731.48	R 54,086,278,470.21
2020-07-07	R 353,451,748,261.57	R 39,679,285,458.62
2020-07-08	R 429,626,177,466.04	R 31,522,696,964.36
2020-07-09	R 262,416,591,099.65	R 30,000,303,364.90
2020-07-10	R 259,608,931,439.85	R 35,471,660,175.67
2020-07-11	R 1,095,852,721.00	R 8,723,360,677.01
2020-07-13	R 264,902,227,253.67	R 30,186,588,518.22
2020-07-14	R 280,037,743,074.32	R 30,634,525,658.25
2020-07-15	R 438,271,326,931.11	R 52,832,815,693.29
2020-07-16	R 271,679,092,478.52	R 30,758,245,174.73
2020-07-17	R 281,079,295,082.80	R 34,193,600,501.17
2020-07-18	R 1,433,787,948.73	R 8,418,625,861.87
2020-07-20	R 334,073,138,903.16	R 37,827,427,564.66
2020-07-21	R 292,916,684,303.26	R 30,307,654,575.51
2020-07-22	R 377,096,862,100.05	R 31,714,313,870.03
2020-07-23	R 285,085,483,776.89	R 36,975,392,689.17
2020-07-24	R 356,573,239,752.00	R 72,391,448,903.13
2020-07-25	R 3,602,670,416.74	R 22,927,155,030.42
2020-07-27	R 382,163,131,032.12	R 53,962,214,467.78
2020-07-28	R 308,950,240,197.65	R 41,575,053,558.67
2020-07-29	R 359,587,308,673.65	R 40,550,858,073.30
2020-07-30	R 396,731,215,000.81	R 54,230,308,149.07
2020-07-31	R 630,670,803,551.01	R 112,496,388,256.09
<b>Total</b>	<b>R 8,135,602,277,330.28</b>	<b>R 1,113,557,929,648.63</b>
<b>Average</b>	<b>R 301,318,602,864.08</b>	<b>R 41,242,886,283.28</b>




# Day and Night Settlement Values for 12 Months (August 2019 - July 2020)

**Day Value, Night Value**

■ Night Value% ■ Day Value%



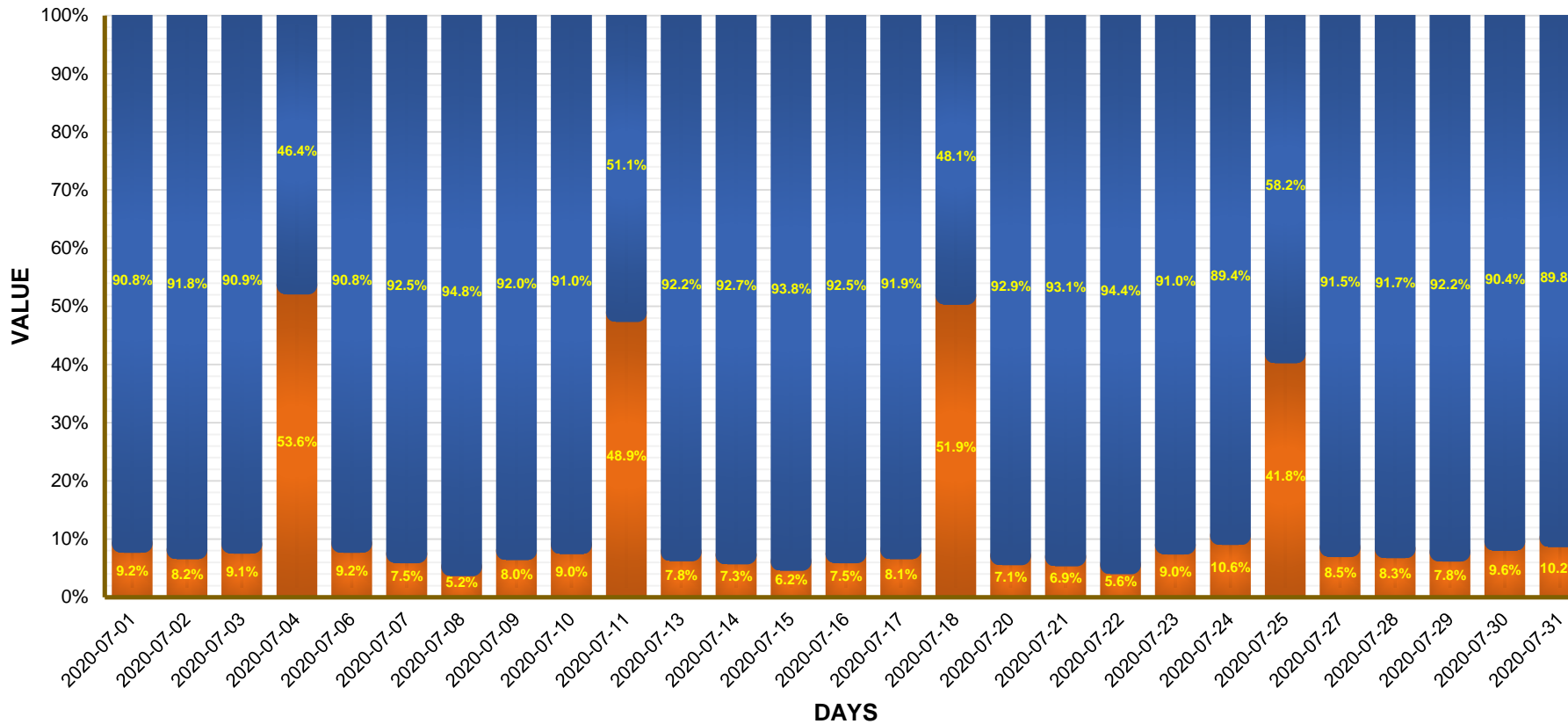
Day and Night Settlement Values		
Month	Night Value	Day Value
Aug-19	R 824,722,786,225.47	R 9,164,395,806,038.39
Sep-19	R 778,987,219,451.36	R 9,588,735,106,420.31
Oct-19	R 844,353,078,679.09	R 9,545,975,758,664.90
Nov-19	R 774,698,058,656.42	R 8,946,083,839,074.85
Dec-19	R 845,315,059,845.69	R 8,787,017,815,826.74
Jan-20	R 710,949,854,230.84	R 9,113,716,121,286.48
Feb-20	R 774,182,145,671.50	R 8,715,211,204,124.21
Mar-20	R 821,861,218,540.98	R 12,320,191,617,590.30
Apr-20	R 553,661,722,217.29	R 9,353,207,197,037.62
May-20	R 616,401,994,126.28	R 7,840,030,921,103.85
Jun-20	R 709,268,785,021.40	R 8,518,558,317,587.30
Jul-20	R 796,853,416,861.52	R 8,652,502,951,276.53
<b>Total</b>	<b>R 9,051,255,339,527.84</b>	<b>R 110,545,626,656,031.00</b>
<b>Average</b>	<b>R 754,271,278,293.99</b>	<b>R 9,212,135,554,669.29</b>




# Day and Night Settlement Values for July 2020

**Day Value, Night Value**

■ Night Value% ■ Day Value%

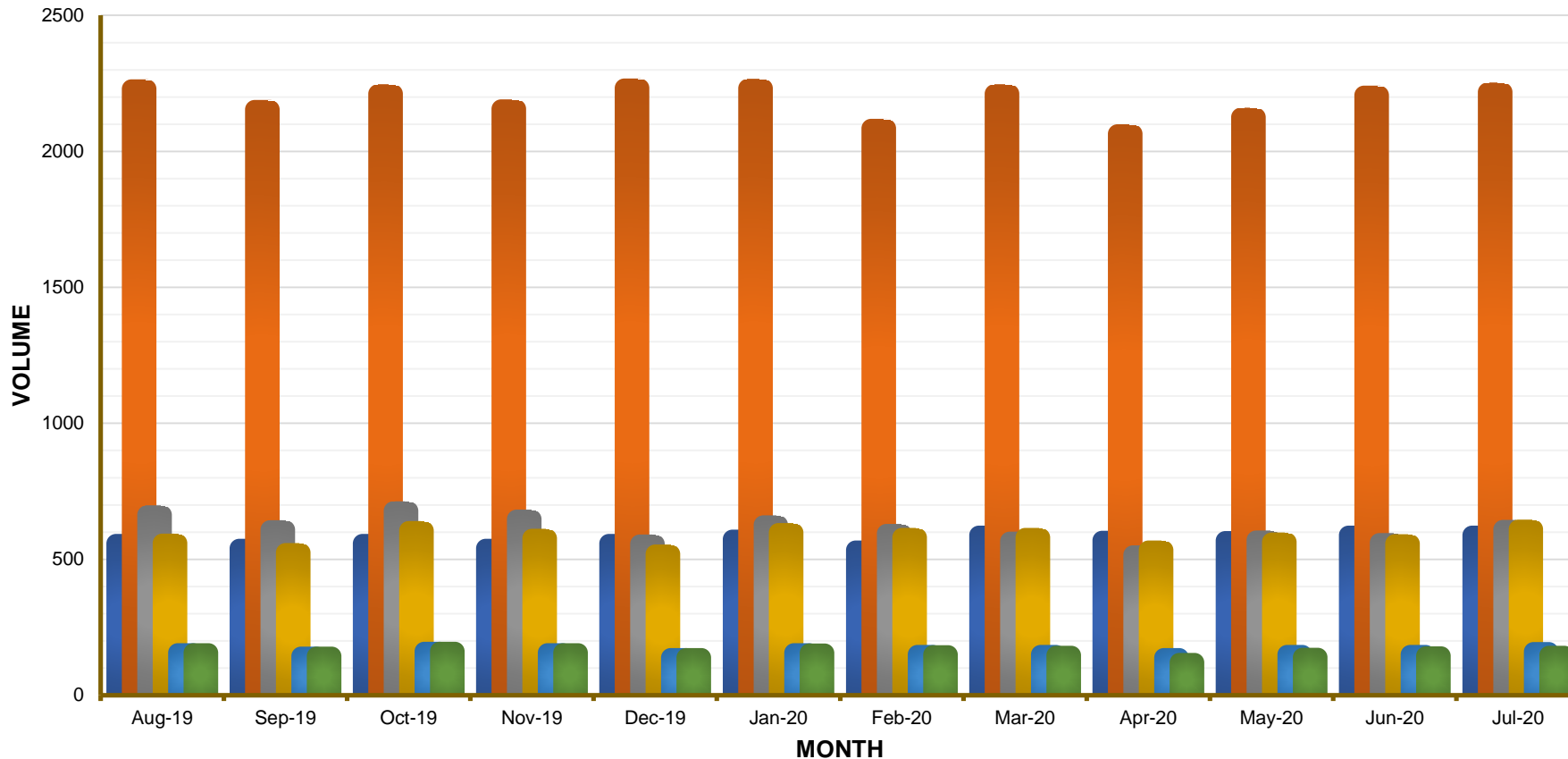


Day and Night Settlement Values		
Date	Night Value	Day Value
2020-07-01	R 56,864,132,975.96	R 558,412,487,946.50
2020-07-02	R 32,439,666,524.58	R 365,406,095,385.73
2020-07-03	R 37,599,237,018.23	R 375,790,301,266.59
2020-07-04	R 7,739,568,042.03	R 6,688,613,863.05
2020-07-06	R 36,355,162,631.79	R 357,503,627,325.99
2020-07-07	R 29,884,777,600.16	R 370,638,531,063.95
2020-07-08	R 24,548,459,286.65	R 443,824,625,708.49
2020-07-09	R 24,013,538,845.91	R 276,971,805,594.09
2020-07-10	R 27,339,878,172.77	R 276,722,988,062.57
2020-07-11	R 4,804,314,905.45	R 5,015,651,655.89
2020-07-13	R 23,601,684,918.01	R 279,823,367,204.07
2020-07-14	R 23,526,775,588.39	R 299,483,570,588.30
2020-07-15	R 30,610,443,633.17	R 465,755,378,769.57
2020-07-16	R 23,690,042,391.68	R 294,163,188,324.66
2020-07-17	R 26,631,682,009.04	R 300,797,635,322.97
2020-07-18	R 5,111,753,727.07	R 4,742,938,352.67
2020-07-20	R 27,244,085,679.94	R 354,315,730,176.84
2020-07-21	R 22,602,252,573.72	R 303,524,156,563.74
2020-07-22	R 23,127,209,523.02	R 389,947,599,271.04
2020-07-23	R 29,123,179,519.88	R 295,476,141,615.20
2020-07-24	R 46,012,279,636.39	R 388,818,622,141.30
2020-07-25	R 11,127,968,095.09	R 15,477,256,086.40
2020-07-27	R 38,036,605,759.60	R 409,052,165,497.15
2020-07-28	R 29,421,289,449.19	R 323,998,800,316.53
2020-07-29	R 31,133,008,445.65	R 369,930,219,339.36
2020-07-30	R 44,307,681,365.92	R 417,151,248,717.14
2020-07-31	R 79,956,738,542.23	R 703,070,205,116.74
<b>Total</b>	<b>R 796,853,416,861.52</b>	<b>R 8,652,502,951,276.53</b>
<b>Average</b>	<b>R 29,513,089,513.39</b>	<b>R 320,463,072,269.50</b>

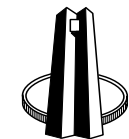


**Cards Message Volumes**

■ Visa 
 ■ Debit Card 
 ■ Credit Card 
 ■ MasterCard 
 ■ AMEX 
 ■ DINERS



Cards Monthly Volume						
Month	Visa	Debit Card	Credit Card	MasterCard	AMEX	DINERS
Aug-19	558	2230	663	559	156	156
Sep-19	540	2154	609	524	144	144
Oct-19	558	2212	678	605	162	162
Nov-19	540	2156	647	577	156	156
Dec-19	558	2233	556	519	138	138
Jan-20	574	2232	626	598	156	155
Feb-20	534	2084	595	580	150	149
Mar-20	589	2212	567	580	150	147
Apr-20	570	2064	516	534	138	120
May-20	569	2126	571	563	150	139
Jun-20	589	2206	561	557	150	145
Jul-20	589	2218	610	611	160	147
<b>Total</b>	<b>6,768</b>	<b>26,127</b>	<b>7,199</b>	<b>6,807</b>	<b>1,810</b>	<b>1,758</b>
<b>Average</b>	<b>564</b>	<b>2,177</b>	<b>600</b>	<b>567</b>	<b>151</b>	<b>147</b>

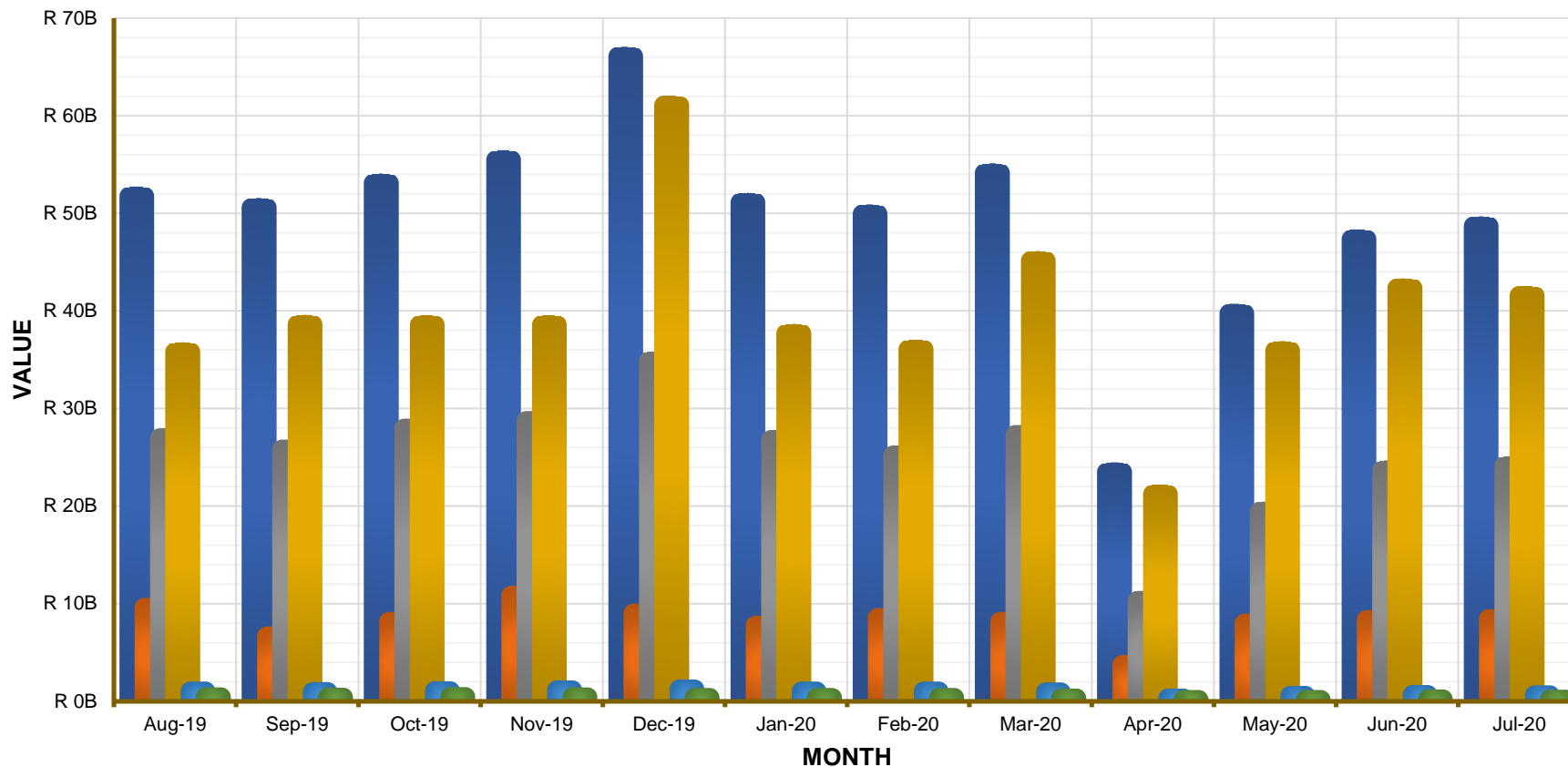




# Cards Message Values for August 2019 - July 2020

**Cards Message Values**

■ Visa 
 ■ Debit Card 
 ■ Credit Card 
 ■ MasterCard 
 ■ AMEX 
 ■ DINERS



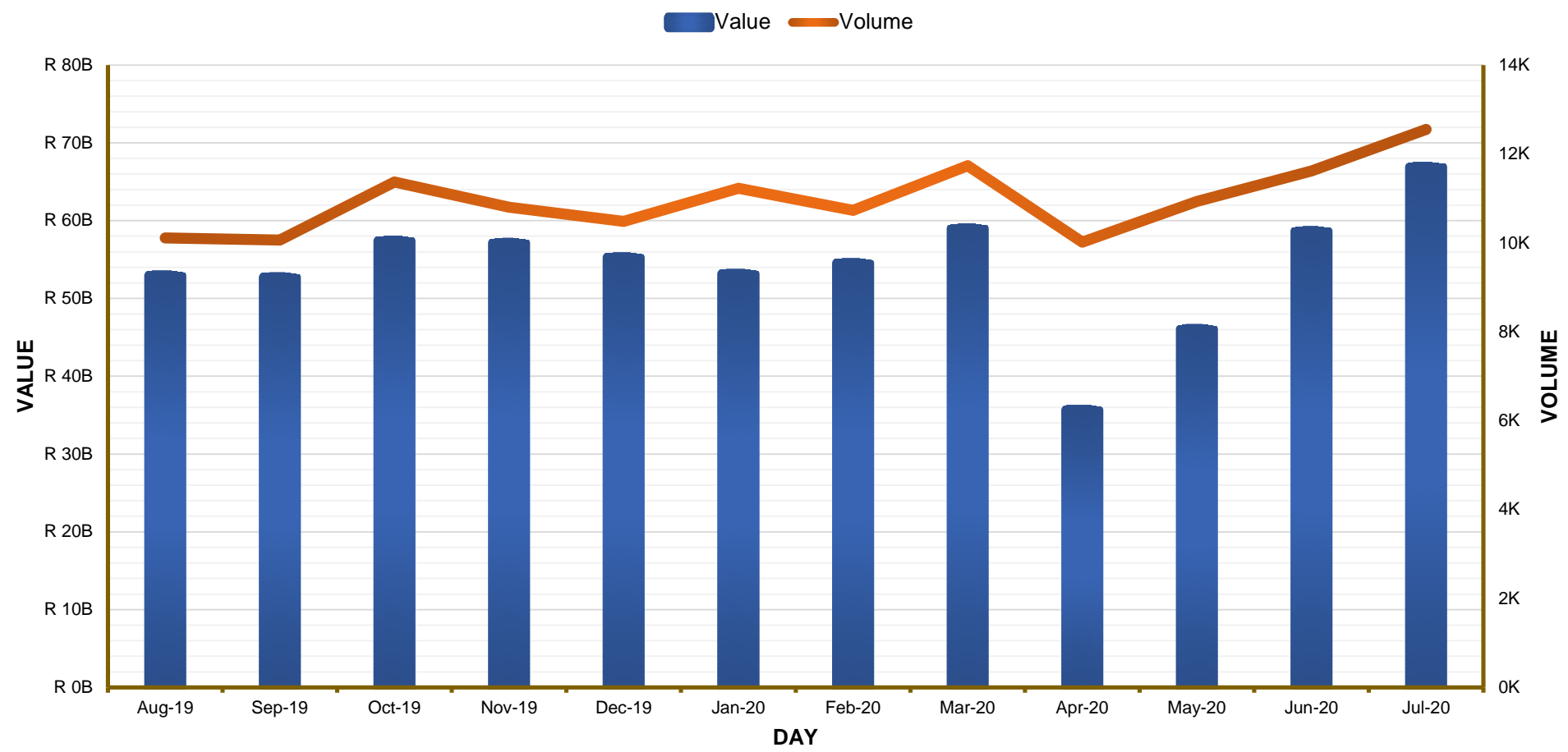
Cards Monthly Values			
Month	Visa	Debit Card	Credit Card
Aug-19	R 51,745,730,651.81	R 9,607,795,670.20	R 26,964,980,534.78
Sep-19	R 50,581,151,633.29	R 6,670,945,634.74	R 25,827,241,063.35
Oct-19	R 53,087,271,141.45	R 8,159,182,430.30	R 27,952,767,161.71
Nov-19	R 55,484,326,370.59	R 10,841,834,922.17	R 28,738,064,607.74
Dec-19	R 66,085,451,083.60	R 9,002,379,301.61	R 34,877,607,608.37
Jan-20	R 51,106,263,253.47	R 7,761,940,327.87	R 26,811,772,344.05
Feb-20	R 49,923,481,541.03	R 8,557,001,876.54	R 25,213,468,390.47
Mar-20	R 54,125,006,043.85	R 8,148,352,692.02	R 27,319,039,137.59
Apr-20	R 23,479,203,931.17	R 3,727,867,656.08	R 10,313,936,033.29
May-20	R 39,735,076,555.98	R 7,975,384,502.63	R 19,464,605,657.19
Jun-20	R 47,356,836,464.96	R 8,340,877,781.98	R 23,684,578,015.91
Jul-20	R 48,685,669,313.89	R 8,437,324,761.89	R 24,122,701,524.13
<b>Total</b>	<b>R 591,395,467,985.09</b>	<b>R 97,230,887,558.03</b>	<b>R 301,290,762,078.58</b>
<b>Average</b>	<b>R 49,282,955,665.42</b>	<b>R 8,102,573,963.17</b>	<b>R 25,107,563,506.55</b>


Cards Monthly Values			
Month	MasterCard	AMEX	DINERS
Aug-19	R 35,792,235,560.14	R 1,013,846,151.62	R 418,546,732.10
Sep-19	R 38,592,255,119.26	R 958,688,075.29	R 388,645,851.32
Oct-19	R 38,556,880,011.06	R 1,062,884,194.55	R 445,456,037.74
Nov-19	R 38,559,944,374.06	R 1,128,856,895.77	R 416,261,878.72
Dec-19	R 61,065,519,127.94	R 1,235,970,447.95	R 353,054,643.08
Jan-20	R 37,683,388,224.56	R 1,031,825,950.50	R 354,039,774.16
Feb-20	R 36,059,239,620.22	R 1,014,175,432.64	R 361,750,039.42
Mar-20	R 45,133,109,774.56	R 928,821,111.44	R 316,804,198.32
Apr-20	R 21,212,410,249.12	R 303,536,085.63	R 155,589,061.06
May-20	R 35,921,191,401.38	R 568,916,983.92	R 161,585,637.47
Jun-20	R 42,338,655,945.30	R 651,263,846.17	R 205,696,062.09
Jul-20	R 41,561,698,055.92	R 622,670,354.63	R 183,879,690.45
<b>Total</b>	<b>R 472,476,527,463.52</b>	<b>R 10,521,455,530.11</b>	<b>R 3,761,309,605.93</b>
<b>Average</b>	<b>R 39,373,043,955.29</b>	<b>R 876,787,960.84</b>	<b>R 313,442,467.16</b>



**Real Time Clearing (RTC) Monthly Values and Volumes**



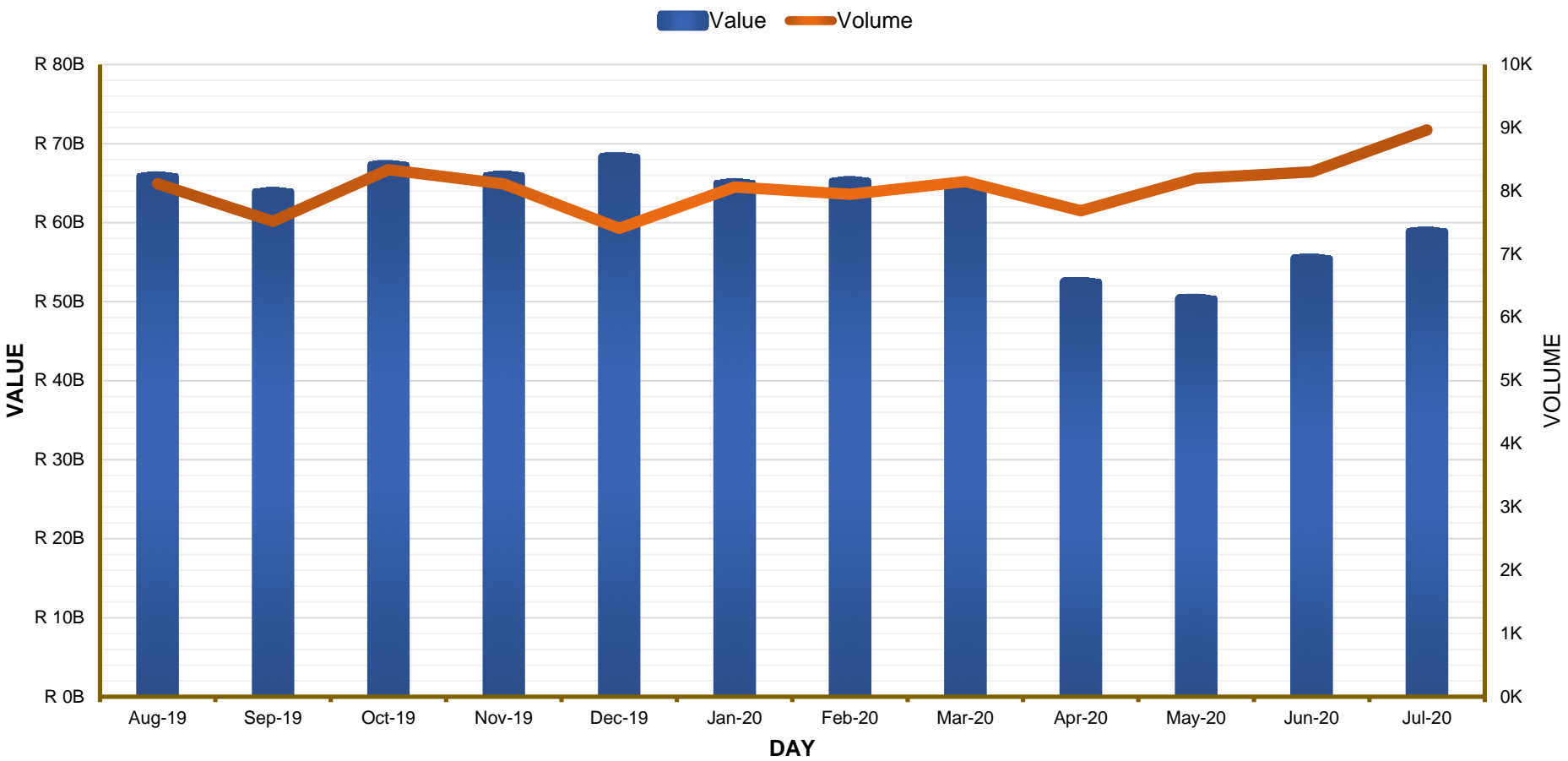
RTC Monthly Value and Volumes		
Month	Value	Volume
Aug-19	R 52,920,895,061.66	10,113
Sep-19	R 52,673,903,277.64	10,062
Oct-19	R 57,360,161,551.37	11,372
Nov-19	R 57,088,974,569.52	10,801
Dec-19	R 55,251,761,817.62	10,482
Jan-20	R 53,118,852,999.89	11,229
Feb-20	R 54,514,317,243.46	10,734
Mar-20	R 58,954,965,846.55	11,734
Apr-20	R 35,631,621,341.72	10,019
May-20	R 46,009,313,217.44	10,931
Jun-20	R 58,609,904,824.61	11,618
Jul-20	R 66,846,867,004.10	12,553
<b>Total</b>	<b>R 648,981,538,755.58</b>	<b>131,648</b>
<b>Average</b>	<b>R 54,081,794,896.30</b>	<b>10,971</b>





# Electronic Funds Transfer (EFT) DR Monthly Values and Volumes from August 2019 - July 2020

**Electronic Funds Transfer (EFT) DR Monthly Values and Volumes**

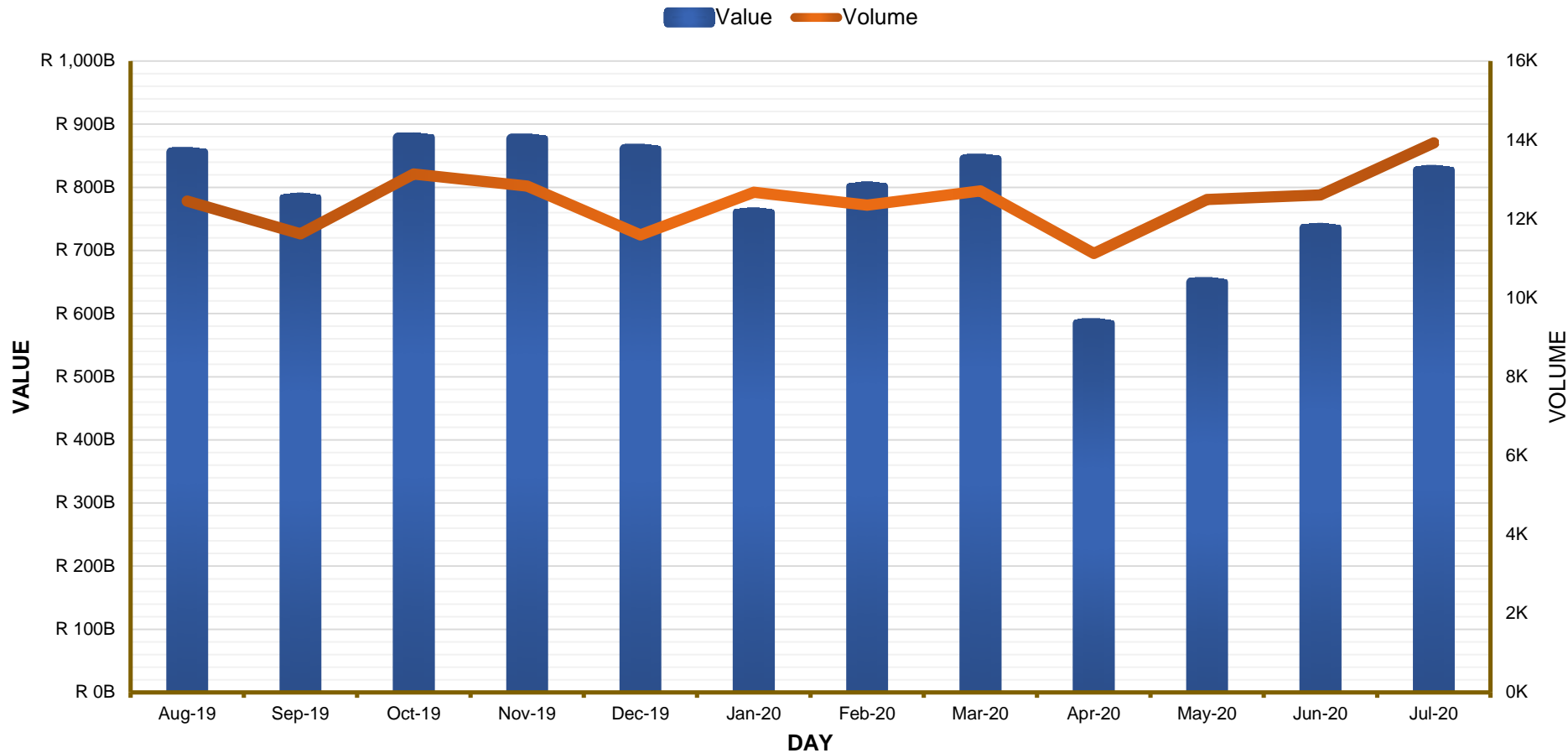


EFT DR Monthly Value and Volumes		
Month	Value	Volume
Aug-19	R 65,771,275,310.13	8,114
Sep-19	R 63,839,907,345.73	7,521
Oct-19	R 67,216,841,267.35	8,337
Nov-19	R 65,870,480,201.96	8,112
Dec-19	R 68,196,788,606.43	7,411
Jan-20	R 64,930,979,861.36	8,064
Feb-20	R 65,188,581,898.36	7,949
Mar-20	R 64,792,051,423.17	8,151
Apr-20	R 52,399,930,431.24	7,687
May-20	R 50,278,165,042.99	8,200
Jun-20	R 55,385,198,798.71	8,302
Jul-20	R 58,815,965,737.43	8,968
<b>Total</b>	<b>R 742,686,165,924.86</b>	<b>96,816</b>
<b>Average</b>	<b>R 61,890,513,827.07</b>	<b>8,068</b>




# Electronic Funds Transfer (EFT) CR Monthly Values and Volumes from August 2019 - July 2020

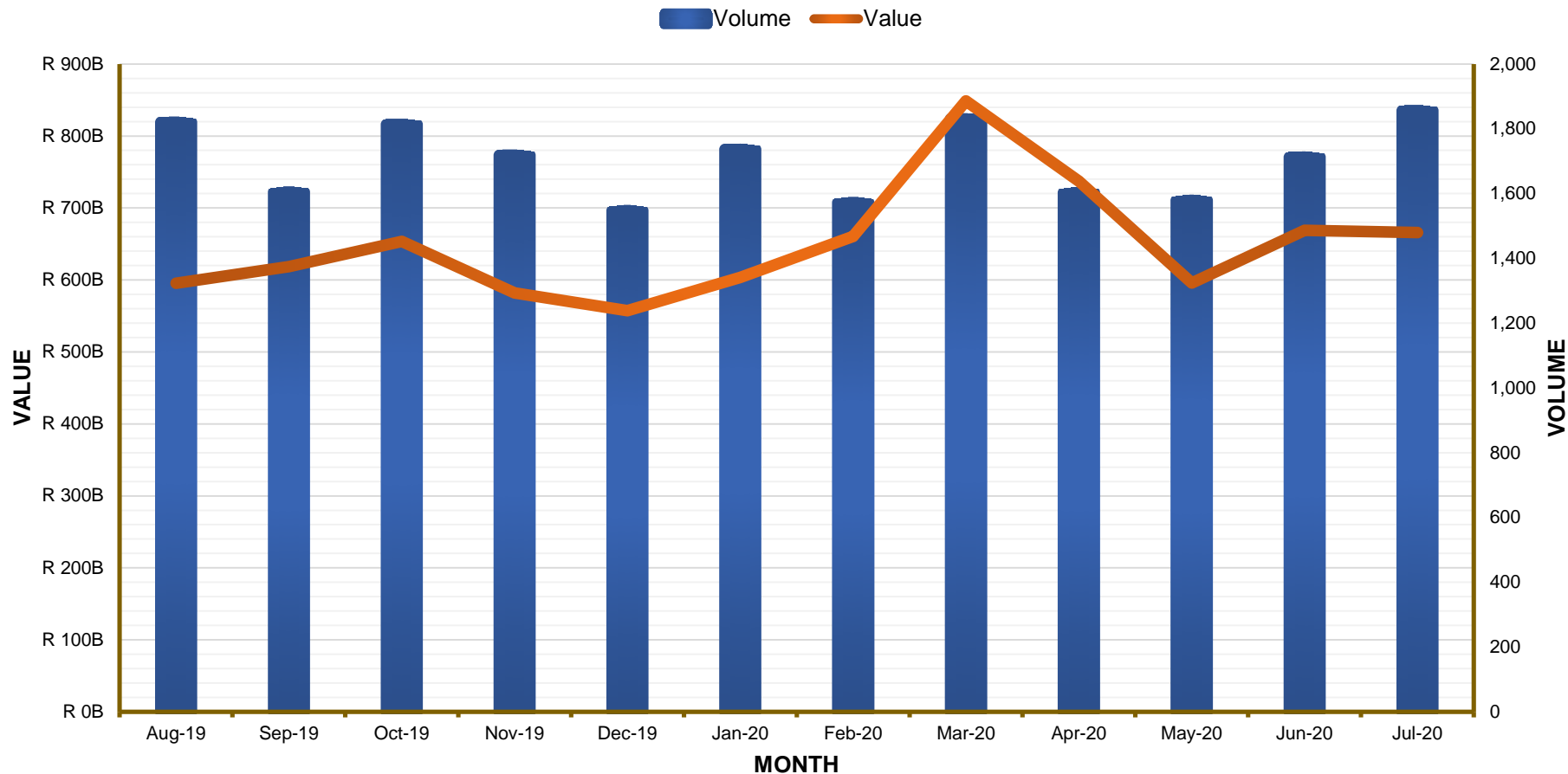
**Electronic Funds Transfer (EFT) CR Monthly Values and Volumes**



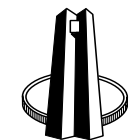
EFT CR Monthly Value and Volumes		
Month	Value	Volume
Aug-19	R 855,013,822,876.84	12,452
Sep-19	R 782,882,179,488.83	11,619
Oct-19	R 878,281,241,550.88	13,139
Nov-19	R 876,556,267,994.63	12,831
Dec-19	R 860,245,742,313.06	11,594
Jan-20	R 759,653,862,504.89	12,678
Feb-20	R 800,752,092,509.41	12,351
Mar-20	R 844,590,310,956.70	12,710
Apr-20	R 583,879,060,407.91	11,123
May-20	R 649,152,410,644.05	12,495
Jun-20	R 734,781,701,726.55	12,611
Jul-20	R 826,663,973,141.26	13,929
<b>Total</b>	<b>R 9,452,452,666,115.01</b>	<b>149,532</b>
<b>Average</b>	<b>R 787,704,388,842.92</b>	<b>12,461</b>



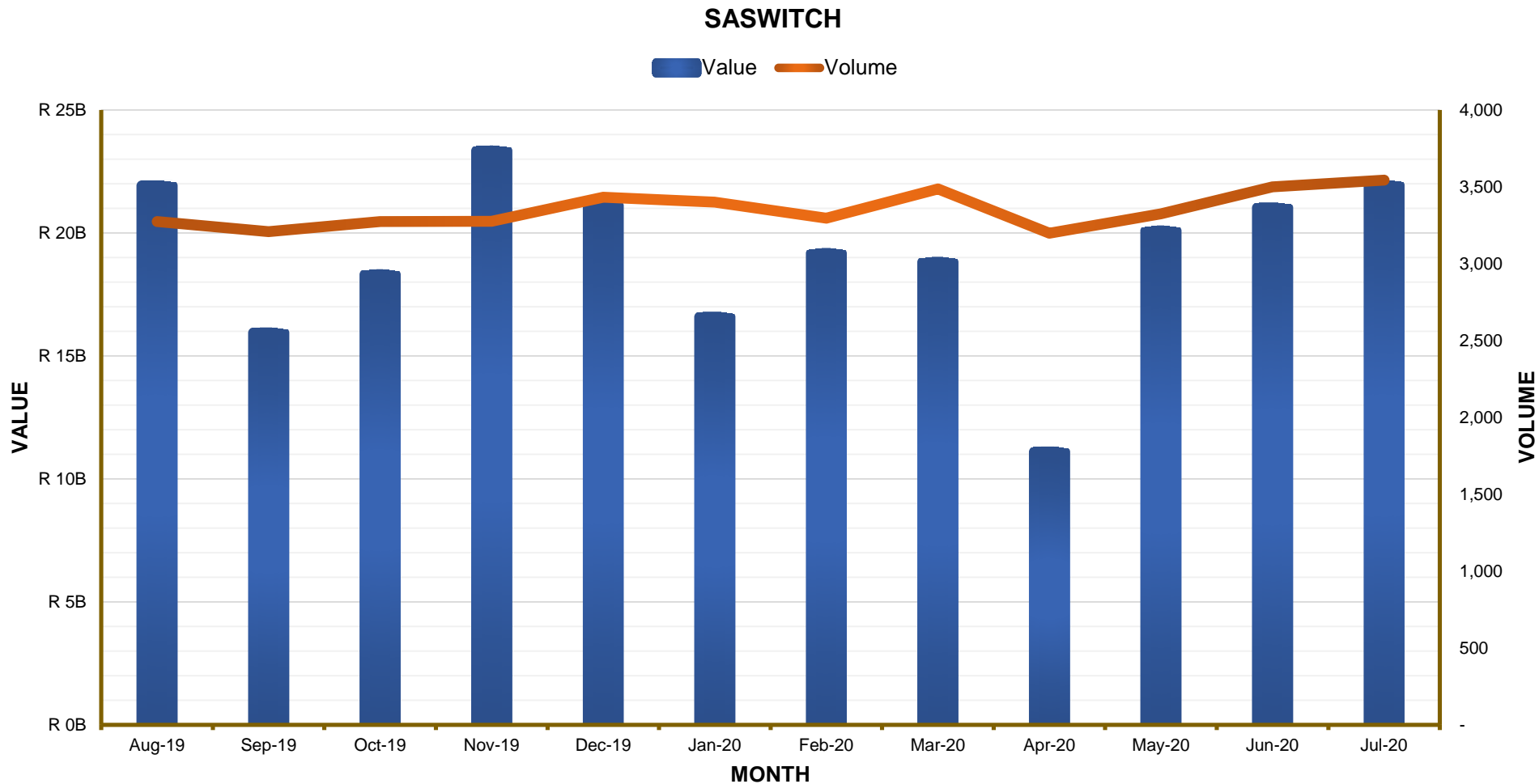
**CLS Settlement - Monthly Values and Volumes**




CLS Settlement - Monthly Values and Volumes		
Month	Value	Volume
Aug-19	R 595,390,566,461.30	1,820
Sep-19	R 618,610,893,162.58	1,605
Oct-19	R 653,660,632,152.20	1,813
Nov-19	R 581,857,728,685.50	1,718
Dec-19	R 557,212,840,724.11	1,547
Jan-20	R 603,683,557,046.15	1,736
Feb-20	R 660,403,623,396.48	1,572
Mar-20	R 848,647,016,359.77	1,830
Apr-20	R 736,937,998,018.00	1,603
May-20	R 595,672,573,090.46	1,579
Jun-20	R 668,832,212,992.62	1,712
Jul-20	R 665,695,435,386.30	1,856
<b>Total</b>	<b>R 7,786,605,077,475.47</b>	<b>20,391</b>
<b>Average</b>	<b>R 648,883,756,456.29</b>	<b>1,699</b>



# SASwitch Values and Volumes for August 2019 - July 2020



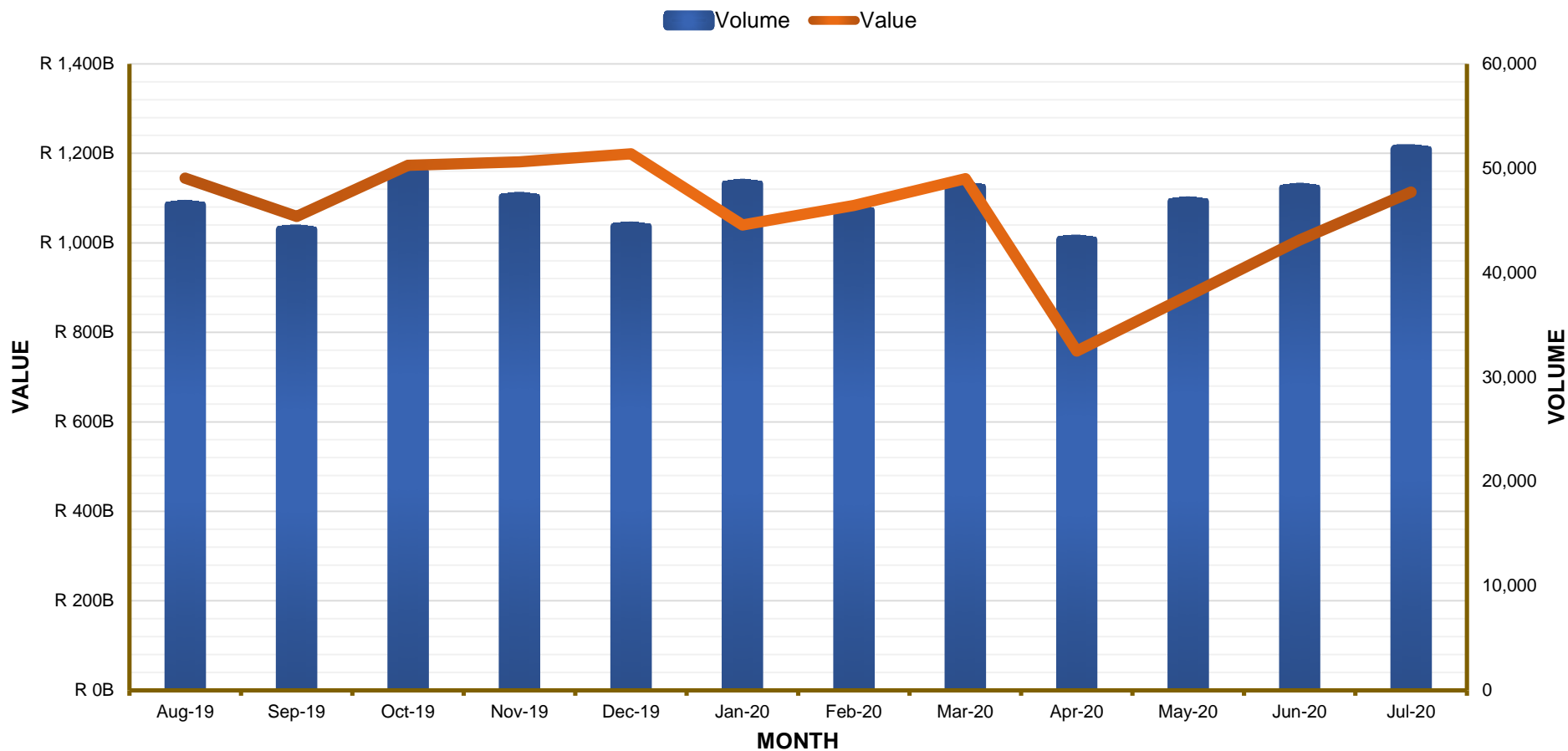
SASWITCH Monthly Values		
Month	Value	Volume
Aug-19	R 21,916,249,098.35	3,274
Sep-19	R 15,939,107,635.46	3,208
Oct-19	R 18,302,312,679.34	3,274
Nov-19	R 23,334,347,657.23	3,276
Dec-19	R 21,104,634,631.62	3,433
Jan-20	R 16,583,614,167.36	3,401
Feb-20	R 19,172,202,962.27	3,297
Mar-20	R 18,808,459,045.60	3,486
Apr-20	R 11,096,806,724.66	3,199
May-20	R 20,086,932,034.18	3,325
Jun-20	R 21,020,894,746.05	3,500
Jul-20	R 21,933,447,606.18	3,543
<b>Total</b>	<b>R 229,299,008,988.30</b>	<b>40,216</b>
<b>Average</b>	<b>R 19,108,250,749.03</b>	<b>3,351</b>





# Retail Values and Volumes for August 2019 - July 2020

**Retail Monthly Values and Volumes**

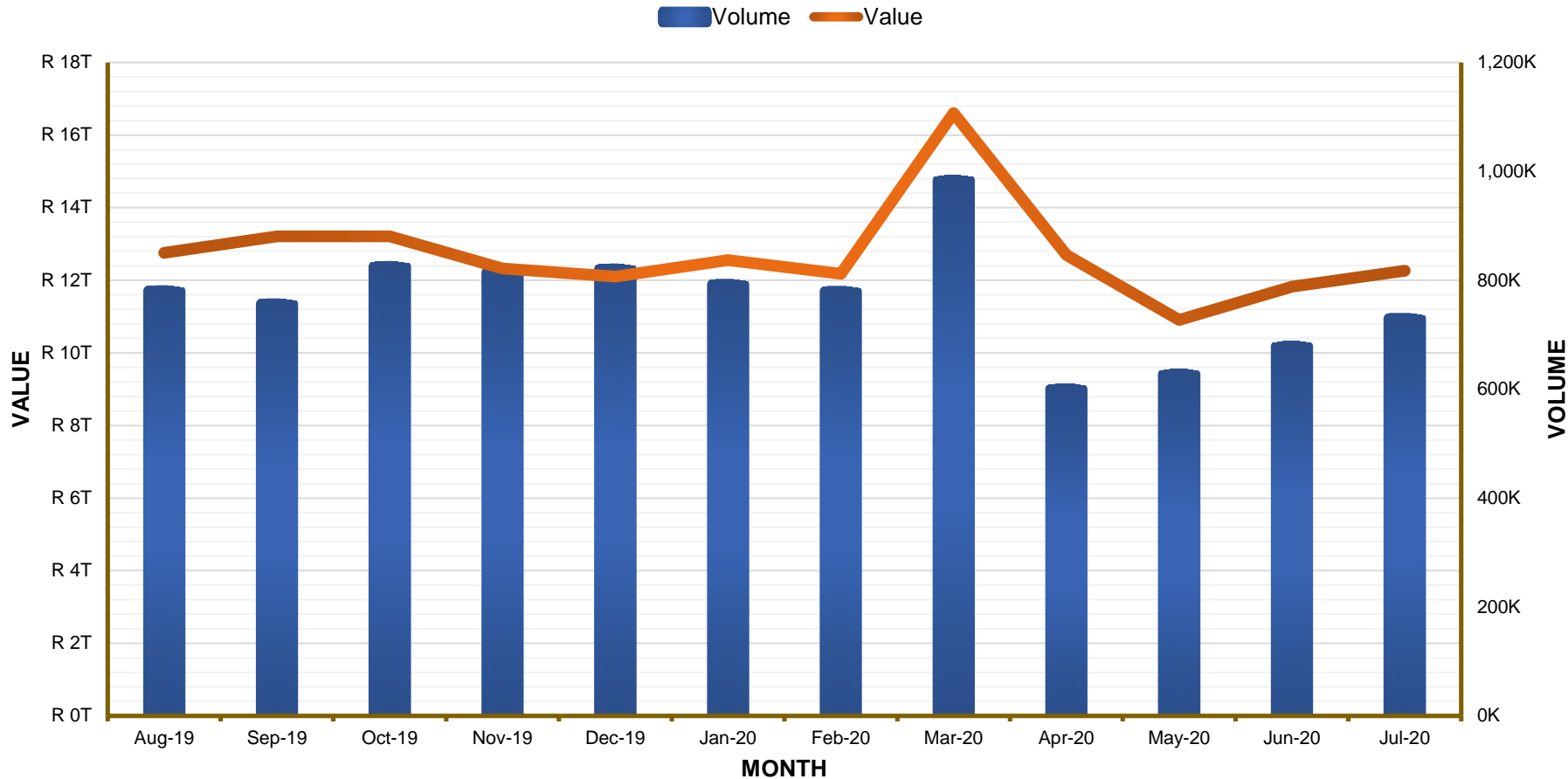


Retail Monthly Values and Volumes		
Month	Value	Volume
Aug-19	R 1,144,619,651,659.12	46,426
Sep-19	R 1,059,228,878,550.22	44,080
Oct-19	R 1,173,100,993,888.70	49,649
Nov-19	R 1,181,074,724,124.54	47,208
Dec-19	R 1,199,146,376,820.06	44,375
Jan-20	R 1,039,900,990,781.89	48,463
Feb-20	R 1,083,430,933,623.34	45,927
Mar-20	R 1,143,184,500,117.91	48,159
Apr-20	R 758,207,748,123.36	43,096
May-20	R 882,138,092,107.64	46,767
Jun-20	R 1,006,611,810,483.19	48,077
Jul-20	R 1,113,557,929,648.63	51,761
<b>Total</b>	<b>R 12,784,202,629,928.60</b>	<b>563,988</b>
<b>Average</b>	<b>R 1,065,350,219,160.72</b>	<b>46,999</b>




# Total Monthly Message Values and Volumes from August 2019 - July 2020

**SAMOS Message Values and Volumes**



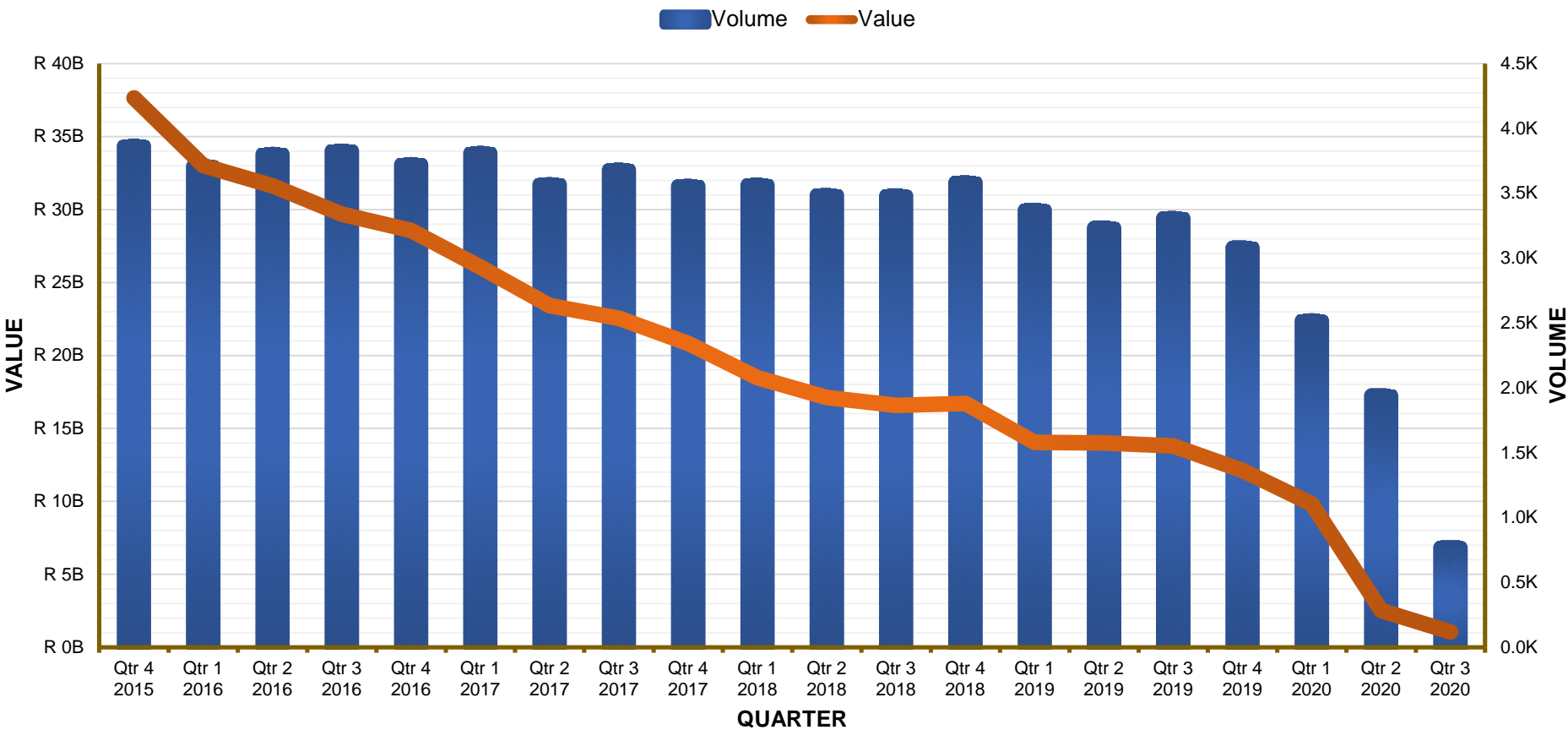
Message Values and Volumes - Monthly		
Month	Value	Volume
Aug-19	R 12,757,916,407,535.50	780,200
Sep-19	R 13,212,266,961,258.70	755,828
Oct-19	R 13,212,542,042,645.30	824,667
Nov-19	R 12,322,446,396,247.50	813,863
Dec-19	R 12,102,717,730,733.20	819,978
Jan-20	R 12,554,133,921,739.70	791,776
Feb-20	R 12,180,652,035,377.40	779,119
Mar-20	R 16,607,376,015,815.70	983,333
Apr-20	R 12,691,790,122,845.60	600,133
May-20	R 10,906,055,670,416.30	626,913
Jun-20	R 11,822,058,219,705.40	678,216
Jul-20	R 12,266,099,197,500.50	729,460
<b>Total</b>	<b>R 152,636,054,721,821.00</b>	<b>9,183,486</b>
<b>Average</b>	<b>R 12,719,671,226,818.40</b>	<b>765,291</b>






# Code Line Clearing (CLC) decline indicators from Q4, 2015 to Q3, 2020

**Cheques Values and Volumes**  
(Code Line Clearing (CLC) decline indicators)



Cheques values and volumes		
Quarter	Value	Volume
Qtr 4 2015	R 37,652,825,341.94	3,862
Qtr 1 2016	R 33,012,737,169.97	3,706
Qtr 2 2016	R 31,621,422,768.46	3,799
Qtr 3 2016	R 29,671,867,556.95	3,825
Qtr 4 2016	R 28,568,690,274.73	3,721
Qtr 1 2017	R 26,046,317,575.81	3,807
Qtr 2 2017	R 23,410,660,873.12	3,566
Qtr 3 2017	R 22,537,956,095.26	3,678
Qtr 4 2017	R 20,832,031,947.29	3,553
Qtr 1 2018	R 18,466,556,710.93	3,561
Qtr 2 2018	R 17,110,629,655.66	3,482
Qtr 3 2018	R 16,590,200,318.05	3,478
Qtr 4 2018	R 16,709,936,694.61	3,581
Qtr 1 2019	R 14,046,649,534.29	3,368
Qtr 2 2019	R 14,014,108,738.17	3,231
Qtr 3 2019	R 13,812,576,151.28	3,305
Qtr 4 2019	R 12,118,334,437.71	3,079
Qtr 1 2020	R 9,814,606,788.07	2,515
Qtr 2 2020	R 2,521,717,334.97	1,938
Qtr 3 2020	R 1,057,849,799.63	768
<b>Total</b>	<b>R 389,617,675,766.90</b>	<b>65,823</b>
<b>Average</b>	<b>R 19,480,883,788.35</b>	<b>3,291</b>



# Summarised Volumes and Values Totals for July 2020

Summerised totals		
Receiver	Volume	Value
RTL Total	670,476	R 10,221,287,964,766.20
Retail	51,761	R 1,113,557,929,648.63
Payment Cash Withdrawal/Deposit (KPSBV)	7,291	R 406,632,696,746.85
Payment Dematerialised MM Instrument (MPDEM)	4,813	R 189,773,770,524.12
Payment any Derivative Instrument (OPDER)	3,261	R 41,946,836,002.96
Rand Payments i.r.o FX Deals for CLS (SPCLS)	1,856	R 665,695,435,386.30
Daily BMA Settlements (SPBMA)	638	R 250,663,364,931.49
Payment any Money Market Product (MPMMI)	631	R 384,669,602,433.96
STRATE Planned Payments Confirmed on T+4 (SPLNY)	531	R 47,209,938,649.24
Settlement of Derivative Margin Calls (OSDMC)	199	R 23,860,263,687.38
STRATE Same Day Confirmed Settlements (SPLNN)	62	R 16,167,064,097.28

