



Settlement Statistics and Indicators

February 2021



SOUTH AFRICAN RESERVE BANK



A purposeful journey

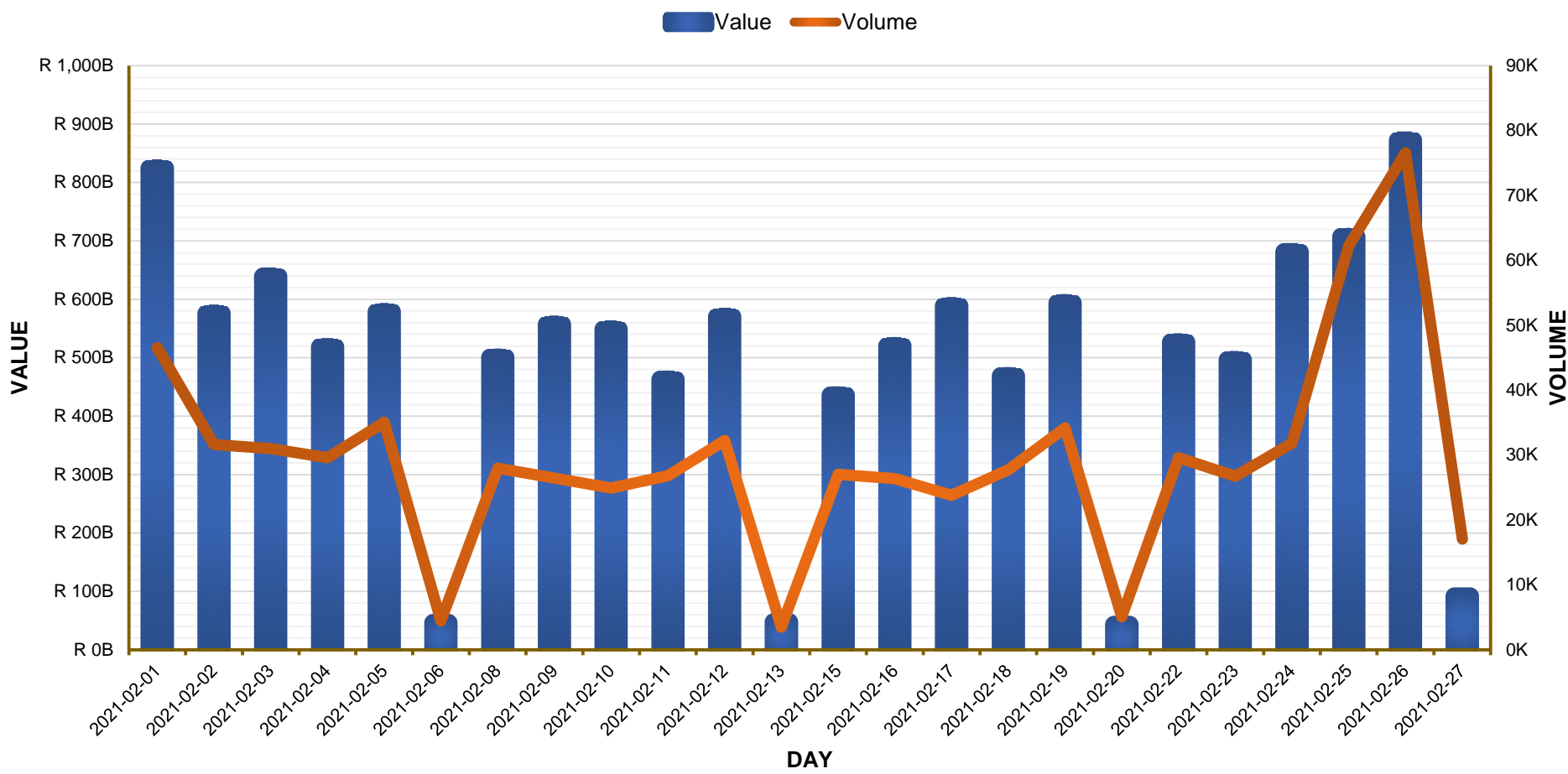
- ✓ In February 2021, SAMOS processed **708,636** transactions to the value of **ZAR 11,894,162,612,644.20**.
- ✓ Peak volume and peak value was **76,555** and **ZAR 872,220,859,857.92** on 26 February 2021.
- ✓ Average number of transactions processed per day were **29,527** representing the average value of **ZAR 495,590,108,860.18**
- ✓ Monthly peak volume in 10 years was **983,333** in March 2020.
- ✓ Monthly peak value in 10 years was **ZAR16,607,376,015,815.70** in March 2020.





Daily Message Volumes and Values for February 2021

SAMOS Message Values and Volumes

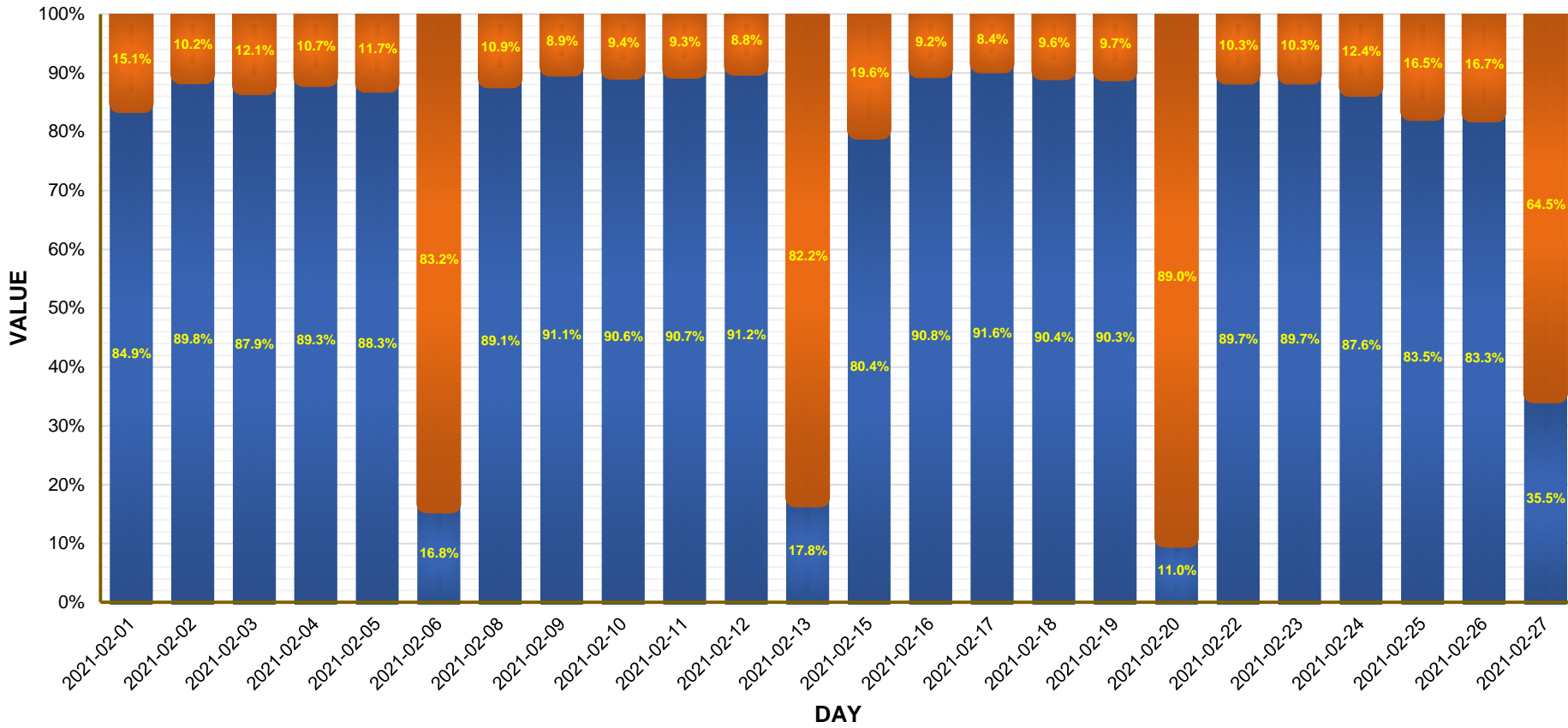


Daily Values and Volumes per month		
Date	Value	Volume
2021-02-01	R 824,391,490,816.49	46,567
2021-02-02	R 575,806,956,368.13	31,616
2021-02-03	R 639,189,937,973.95	31,023
2021-02-04	R 518,196,730,314.76	29,606
2021-02-05	R 578,429,785,946.30	35,042
2021-02-06	R 45,929,676,400.19	4,466
2021-02-08	R 500,281,743,910.31	27,981
2021-02-09	R 557,143,939,718.52	26,475
2021-02-10	R 548,736,023,260.97	24,938
2021-02-11	R 462,719,388,904.43	26,842
2021-02-12	R 570,349,172,702.12	32,245
2021-02-13	R 47,653,002,124.43	3,515
2021-02-15	R 435,550,167,140.83	27,025
2021-02-16	R 520,009,314,686.79	26,389
2021-02-17	R 588,825,870,389.17	23,818
2021-02-18	R 468,893,547,758.38	27,754
2021-02-19	R 593,827,694,052.48	34,196
2021-02-20	R 42,913,248,156.96	5,101
2021-02-22	R 526,746,329,591.62	29,591
2021-02-23	R 496,376,291,810.56	26,747
2021-02-24	R 680,997,456,684.52	31,816
2021-02-25	R 707,228,641,937.86	62,243
2021-02-26	R 872,220,859,857.92	76,555
2021-02-27	R 91,745,342,136.52	17,085
Total	R 11,894,162,612,644.20	708,636
Average	R 495,590,108,860.18	29,527



RTL Value / Batches Value

■ RTL% ■ Batches%



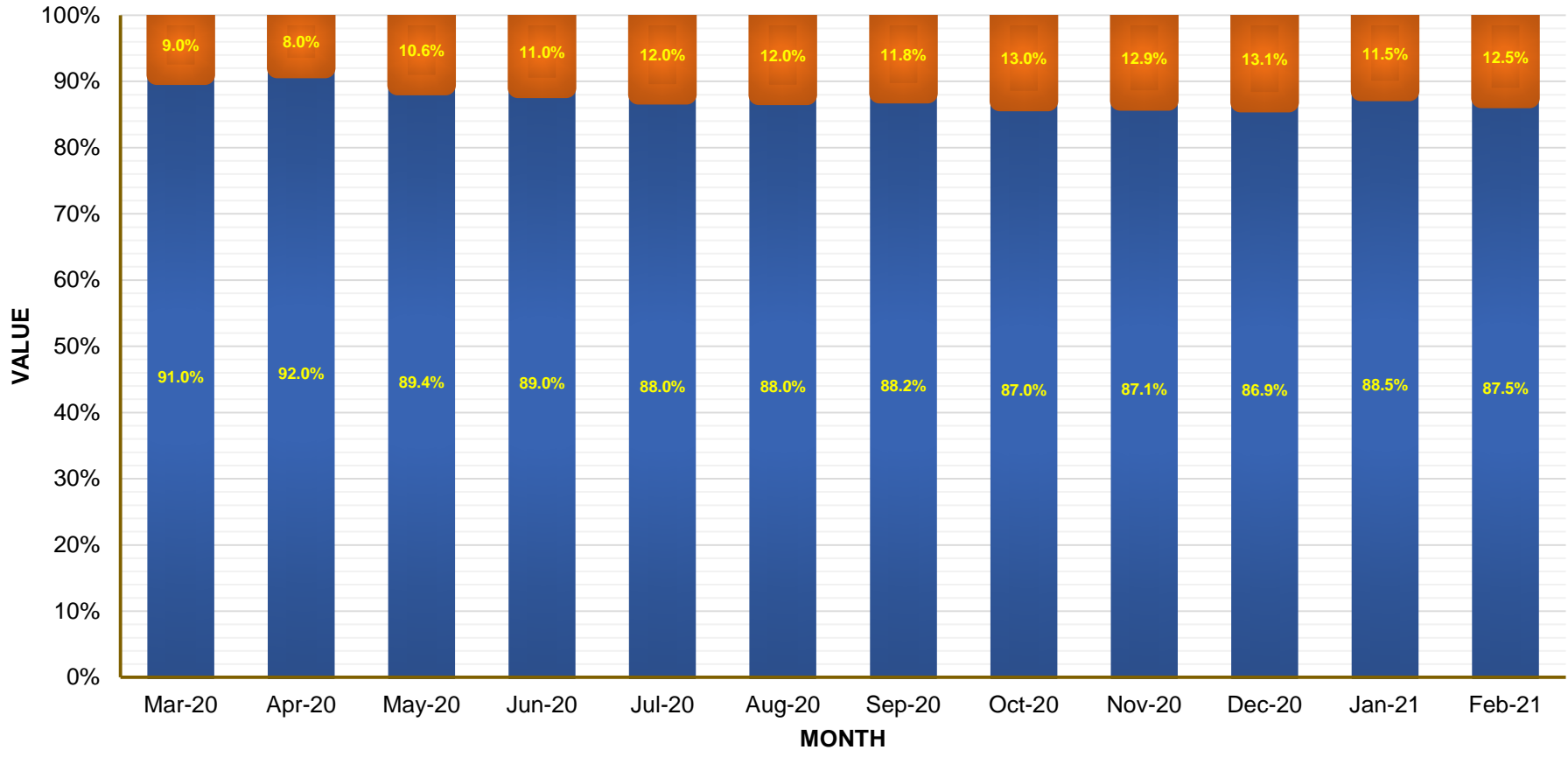
RTL / Batches Message Values		
Date	RTL	Batches
2021-02-01	R 548,501,206,837.78	R 97,791,951,272.70
2021-02-02	R 426,995,467,684.51	R 48,658,859,786.21
2021-02-03	R 380,349,593,593.33	R 52,330,109,981.37
2021-02-04	R 368,450,834,368.82	R 44,211,505,385.84
2021-02-05	R 414,033,258,220.06	R 54,741,841,079.82
2021-02-06	R 2,637,418,352.08	R 13,067,856,552.39
2021-02-08	R 358,621,098,981.64	R 44,063,360,107.29
2021-02-09	R 372,047,808,898.68	R 36,419,568,024.19
2021-02-10	R 338,445,395,340.48	R 35,237,100,555.48
2021-02-11	R 327,436,720,490.32	R 33,626,294,398.95
2021-02-12	R 414,801,787,064.79	R 39,877,367,664.57
2021-02-13	R 2,233,380,761.17	R 10,285,996,462.60
2021-02-15	R 260,108,335,789.59	R 63,590,730,246.14
2021-02-16	R 368,493,661,203.22	R 37,267,387,758.80
2021-02-17	R 371,739,882,122.93	R 33,916,906,917.83
2021-02-18	R 330,659,380,712.11	R 34,924,404,456.87
2021-02-19	R 414,886,178,929.54	R 44,738,031,789.97
2021-02-20	R 1,421,889,830.13	R 11,491,074,217.71
2021-02-22	R 366,279,019,212.88	R 41,875,533,264.45
2021-02-23	R 358,174,967,157.17	R 41,069,435,189.38
2021-02-24	R 409,525,086,209.66	R 57,812,903,110.13
2021-02-25	R 474,896,479,441.99	R 93,633,736,739.94
2021-02-26	R 625,995,818,316.06	R 125,366,952,391.85
2021-02-27	R 21,935,236,941.61	R 39,809,542,198.45
Total	R 7,958,669,906,460.55	R 1,135,808,449,552.93
Average	R 331,611,246,102.52	R 47,325,352,064.71



RTL / Batches Message Values for 12 Months (March 2020 – February 2021)

RTL Value / Batches Value

■ RTL% ■ Batches%



RTL / Batches Message Values		
Month	RTL	Batches
Mar-20	R 11,606,133,821,597.70	R 1,143,906,110,696.89
Apr-20	R 8,765,411,510,012.89	R 758,895,512,686.17
May-20	R 7,471,299,899,990.26	R 883,009,074,342.89
Jun-20	R 8,154,063,398,306.18	R 1,007,567,661,267.35
Jul-20	R 8,206,633,484,127.57	R 1,114,606,897,785.00
Aug-20	R 8,073,810,073,835.14	R 1,103,541,428,211.94
Sep-20	R 8,635,725,120,528.86	R 1,154,564,947,425.88
Oct-20	R 8,214,395,901,980.92	R 1,225,364,042,878.44
Nov-20	R 8,147,227,472,477.27	R 1,205,318,825,325.82
Dec-20	R 8,812,708,205,813.99	R 1,330,544,486,198.48
Jan-21	R 7,832,630,617,984.34	R 1,013,552,778,162.95
Feb-21	R 7,958,669,906,460.55	R 1,135,808,449,552.93
Total	R 101,878,709,413,116.00	R 13,076,680,214,534.70
Average	R 8,489,892,451,092.97	R 1,089,723,351,211.23

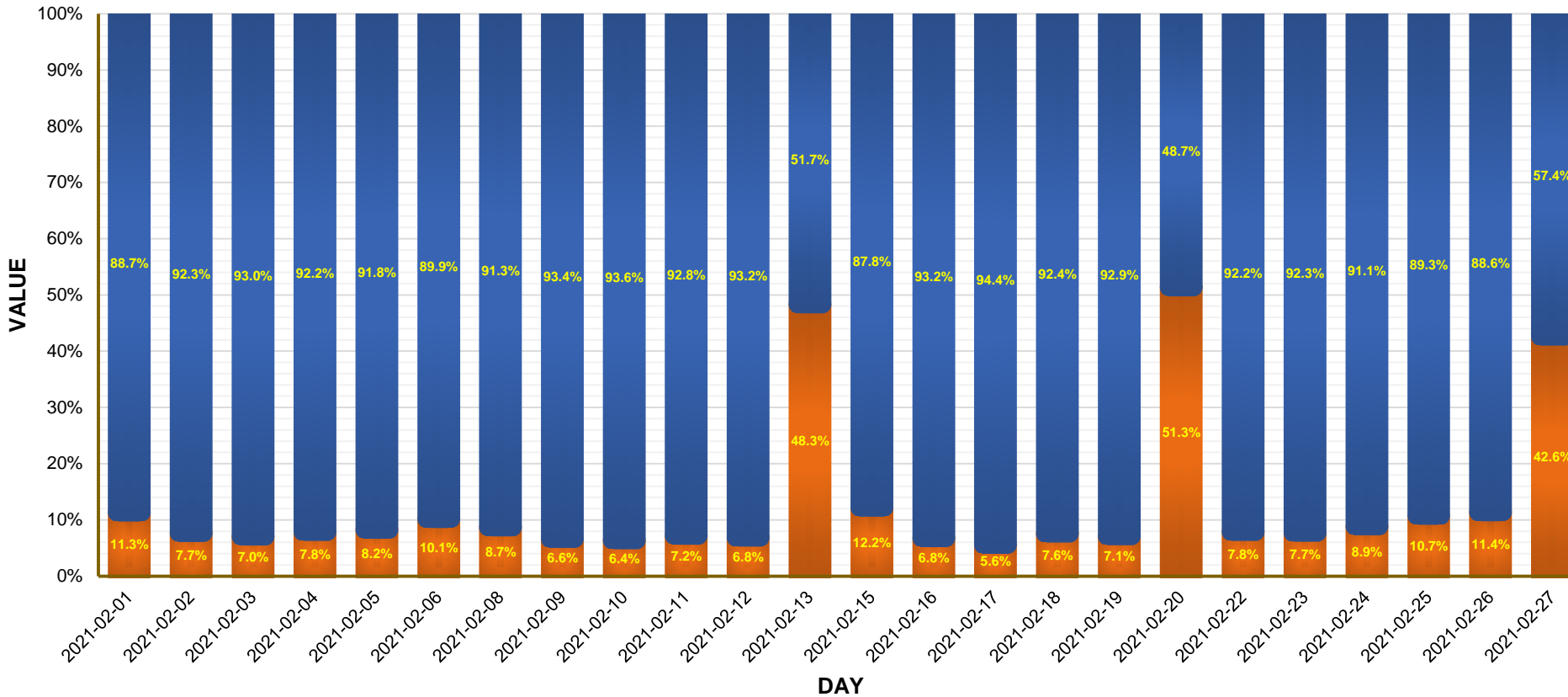




Day and Night Settlement Values for February 2021

Day Value, Night Value

■ Night Value% ■ Day Value%

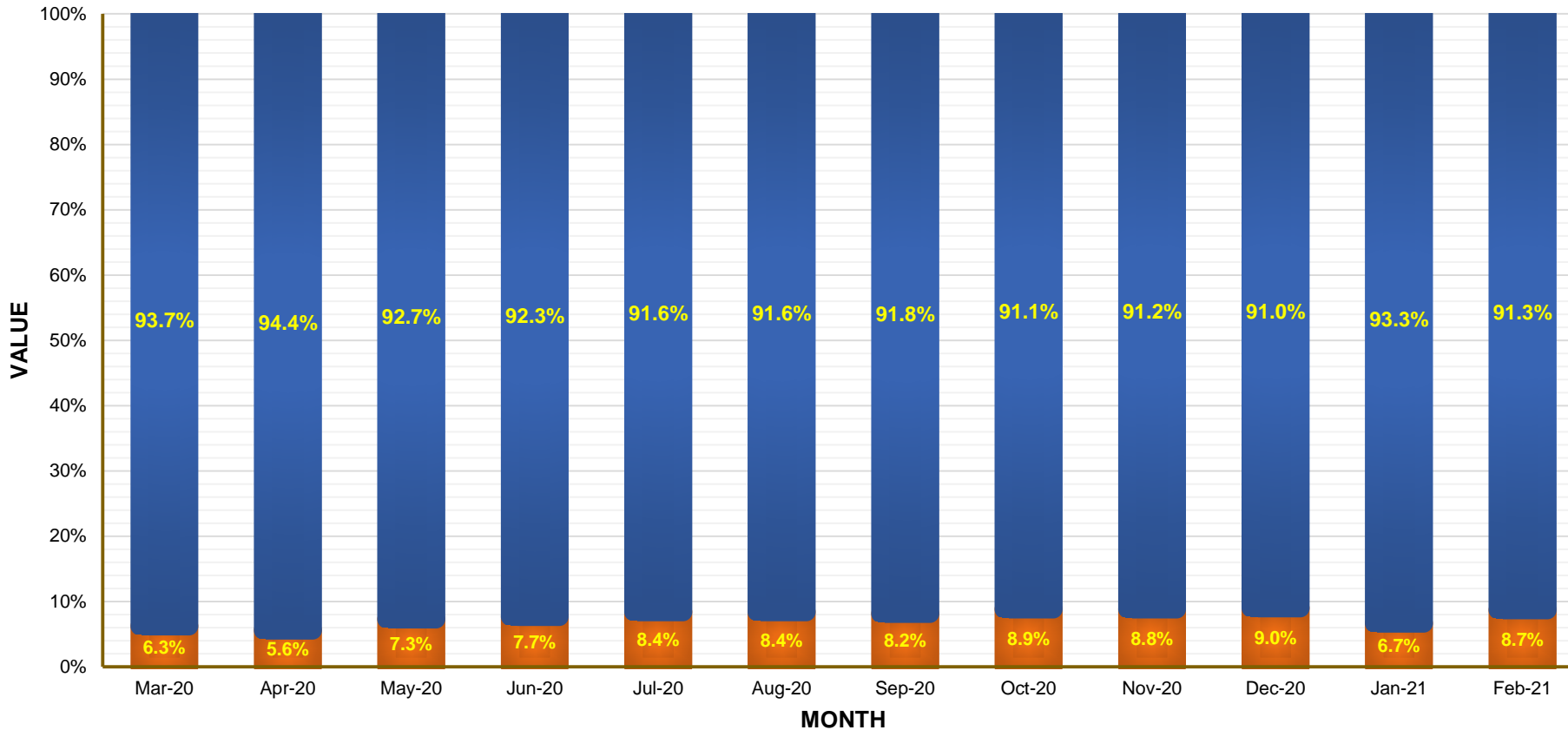


Day and Night Settlement Values		
Date	Night Value	Day Value
2021-02-01	R 71,786,015,330.99	R 562,016,158,009.28
2021-02-02	R 36,270,182,689.68	R 435,442,313,936.65
2021-02-03	R 34,736,188,770.54	R 458,671,964,261.02
2021-02-04	R 32,308,009,040.01	R 379,593,239,550.53
2021-02-05	R 38,201,891,246.45	R 426,257,886,462.29
2021-02-06	R 1,592,903,375.57	R 14,112,633,695.54
2021-02-08	R 33,915,445,822.51	R 357,790,695,654.34
2021-02-09	R 26,196,232,712.69	R 369,049,180,681.69
2021-02-10	R 27,365,198,095.38	R 400,782,312,332.75
2021-02-11	R 25,714,470,093.63	R 331,043,553,958.41
2021-02-12	R 30,959,693,260.44	R 421,520,313,763.88
2021-02-13	R 6,049,897,085.29	R 6,469,722,344.43
2021-02-15	R 38,485,403,950.77	R 277,264,410,836.50
2021-02-16	R 26,862,751,320.53	R 370,632,964,861.65
2021-02-17	R 25,860,132,840.10	R 438,712,693,027.37
2021-02-18	R 26,942,353,167.18	R 329,635,229,529.84
2021-02-19	R 32,397,555,720.24	R 422,772,620,010.09
2021-02-20	R 6,629,888,548.88	R 6,283,329,582.08
2021-02-22	R 31,497,266,757.90	R 370,295,378,044.56
2021-02-23	R 30,631,407,480.02	R 366,108,131,170.28
2021-02-24	R 47,303,118,707.95	R 486,621,305,118.57
2021-02-25	R 60,059,685,279.37	R 500,472,732,787.84
2021-02-26	R 84,656,806,500.16	R 659,793,868,106.79
2021-02-27	R 26,295,730,170.24	R 35,449,611,966.28
Total	R 802,718,227,966.52	R 8,426,792,249,692.66
Average	R 33,446,592,831.94	R 351,116,343,737.19



Day Value, Night Value

■ Night Value% ■ Day Value%

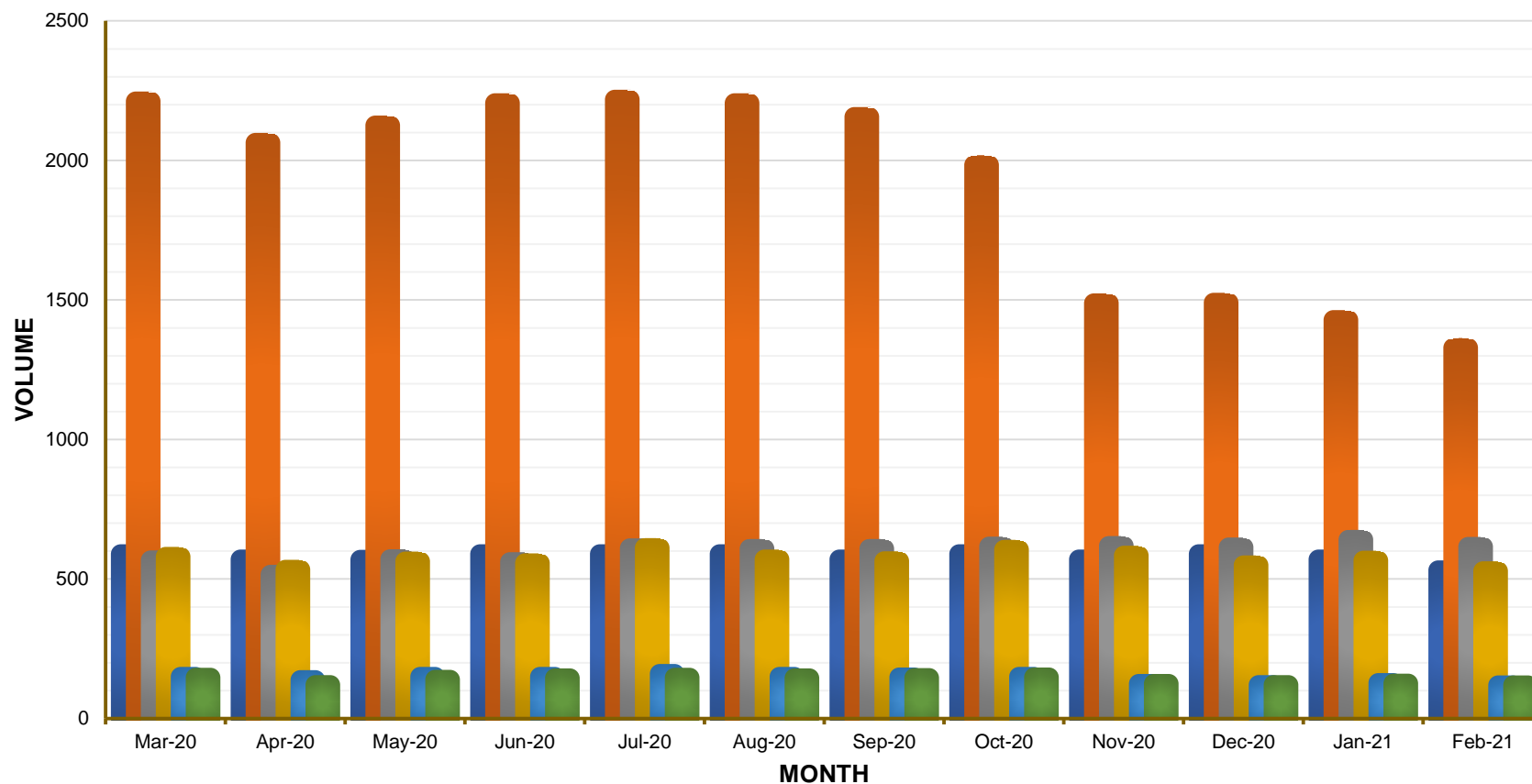


Day and Night Settlement Values		
Month	Night Value	Day Value
Mar-20	R 821,861,218,540.98	R 12,320,191,617,590.30
Apr-20	R 553,661,722,217.29	R 9,353,207,197,037.62
May-20	R 616,401,994,126.28	R 7,840,030,921,103.85
Jun-20	R 709,268,785,021.40	R 8,518,558,317,587.30
Jul-20	R 796,853,416,861.52	R 8,652,502,951,276.53
Aug-20	R 780,467,137,124.07	R 8,517,192,162,446.16
Sep-20	R 811,373,712,891.87	R 9,126,673,747,525.50
Oct-20	R 851,811,997,878.64	R 8,771,448,363,966.87
Nov-20	R 841,653,856,997.45	R 8,670,550,766,154.28
Dec-20	R 924,541,271,720.02	R 9,332,256,563,762.83
Jan-21	R 701,604,486,872.15	R 9,814,374,451,937.14
Feb-21	R 802,718,227,966.52	R 8,426,792,249,692.66
Total	R 9,212,217,828,218.19	R 109,343,779,310,081.00
Average	R 767,684,819,018.18	R 9,111,981,609,173.42



Cards Message Volumes

■ Visa
 ■ Debit Card
 ■ Credit Card
 ■ MasterCard
 ■ AMEX
 ■ DINERS



Cards Monthly Volume						
Month	Visa	Debit Card	Credit Card	MasterCard	AMEX	DINERS
Mar-20	589	2212	567	580	150	147
Apr-20	570	2064	516	534	138	120
May-20	569	2126	571	563	150	139
Jun-20	589	2206	561	557	150	145
Jul-20	589	2218	610	611	160	147
Aug-20	589	2206	608	570	150	145
Sep-20	570	2156	608	564	148	146
Oct-20	589	1984	617	605	150	148
Nov-20	570	1488	619	584	125	125
Dec-20	589	1490	614	549	120	120
Jan-21	570	1428	641	566	128	126
Feb-21	532	1329	616	528	119	119
Total	6,915	22,907	7,148	6,811	1,688	1,627
Average	576	1,909	596	568	141	136

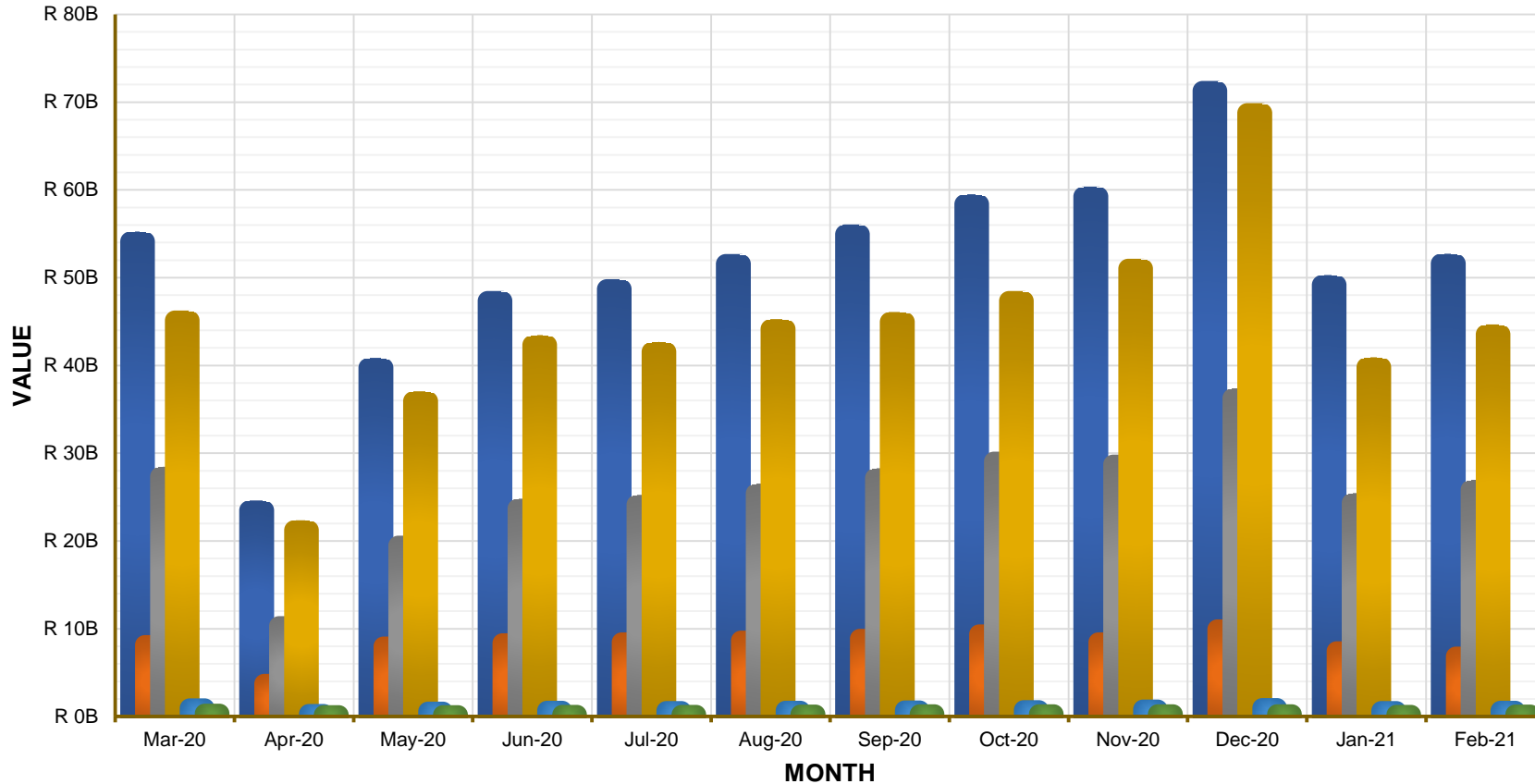




Cards Message Values from March 2020 – February 2021

Cards Message Values

■ Visa
 ■ Debit Card
 ■ Credit Card
 ■ MasterCard
 ■ AMEX
 ■ DINERS

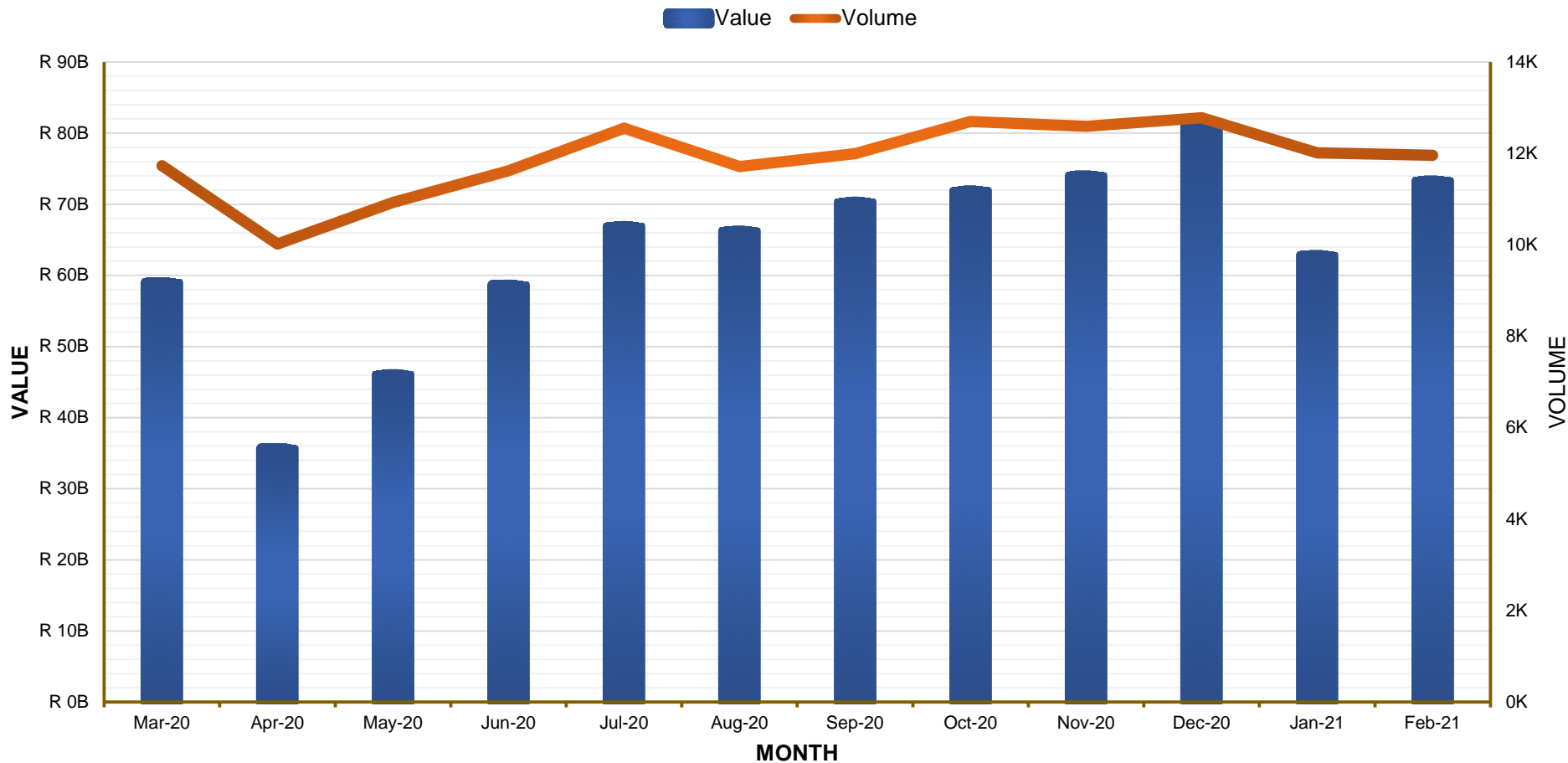


Cards Monthly Values			
Month	Visa	Debit Card	Credit Card
Mar-20	R 54,125,006,043.85	R 8,148,352,692.02	R 27,319,039,137.59
Apr-20	R 23,479,203,931.17	R 3,727,867,656.08	R 10,313,936,033.29
May-20	R 39,735,076,555.98	R 7,975,384,502.63	R 19,464,605,657.19
Jun-20	R 47,356,836,464.96	R 8,340,877,781.98	R 23,684,578,015.91
Jul-20	R 48,685,669,313.89	R 8,437,324,761.89	R 24,122,701,524.13
Aug-20	R 51,558,709,965.38	R 8,645,694,010.51	R 25,420,912,113.44
Sep-20	R 54,950,461,500.15	R 8,845,062,472.30	R 27,169,880,915.68
Oct-20	R 58,382,984,336.12	R 9,359,914,653.93	R 29,064,385,422.86
Nov-20	R 59,255,614,623.20	R 8,440,467,265.15	R 28,699,572,123.42
Dec-20	R 71,288,361,003.37	R 9,945,573,778.60	R 36,266,934,420.23
Jan-21	R 49,188,971,568.32	R 7,441,143,731.67	R 24,331,640,360.99
Feb-21	R 51,613,508,030.70	R 6,823,102,153.82	R 25,858,732,939.81
Total	R 609,620,403,337.09	R 96,130,765,460.58	R 301,716,918,664.54
Average	R 50,801,700,278.09	R 8,010,897,121.72	R 25,143,076,555.38

Cards Monthly Values			
Month	MasterCard	AMEX	DINERS
Mar-20	R 45,133,109,774.56	R 928,821,111.44	R 316,804,198.32
Apr-20	R 21,212,410,249.12	R 303,536,085.63	R 155,589,061.06
May-20	R 35,921,191,401.38	R 568,916,983.92	R 161,585,637.47
Jun-20	R 42,338,655,945.30	R 651,263,846.17	R 205,696,062.09
Jul-20	R 41,561,698,055.92	R 622,670,354.63	R 183,879,690.45
Aug-20	R 44,136,019,443.66	R 669,610,871.01	R 219,730,182.54
Sep-20	R 44,946,013,259.36	R 699,026,062.19	R 242,921,374.77
Oct-20	R 47,365,999,332.32	R 720,931,509.55	R 258,034,536.77
Nov-20	R 51,014,735,589.34	R 781,814,938.47	R 241,726,492.01
Dec-20	R 68,752,081,692.36	R 950,517,472.46	R 261,194,299.73
Jan-21	R 39,794,767,651.54	R 624,886,932.15	R 189,454,958.01
Feb-21	R 43,540,980,550.54	R 648,077,000.29	R 223,106,812.55
Total	R 39,794,767,651.54	R 624,886,932.15	R 189,454,958.01
Average	R 43,809,805,245.45	R 680,839,430.66	R 221,643,608.81



Real Time Clearing (RTC) Monthly Values and Volumes



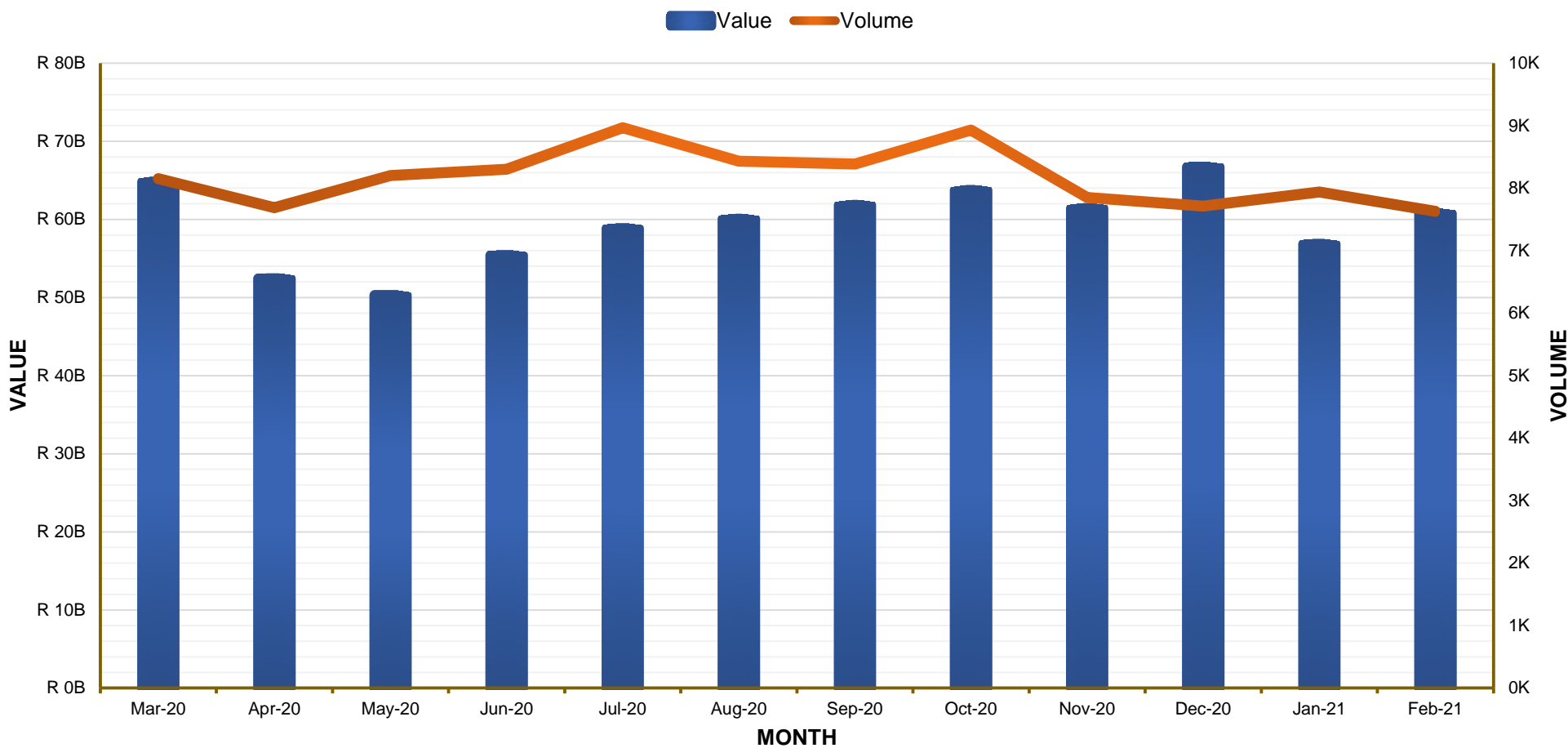
RTC Monthly Value and Volumes		
Month	Value	Volume
Mar-20	R 58,954,965,846.55	11,734
Apr-20	R 35,631,621,341.72	10,019
May-20	R 46,009,313,217.44	10,931
Jun-20	R 58,609,904,824.61	11,618
Jul-20	R 66,846,867,004.10	12,553
Aug-20	R 66,220,267,445.44	11,715
Sep-20	R 70,288,498,338.48	11,995
Oct-20	R 71,867,903,221.92	12,699
Nov-20	R 73,976,062,940.63	12,596
Dec-20	R 80,934,288,238.20	12,782
Jan-21	R 62,813,101,789.32	12,011
Feb-21	R 73,253,995,691.38	11,962
Total	R 765,406,789,899.79	142,615
Average	R 63,783,899,158.32	11,885





Electronic Funds Transfer (EFT) DR Monthly Values and Volumes from March 2020 – February 2021

Electronic Funds Transfer (EFT) DR Monthly Values and Volumes

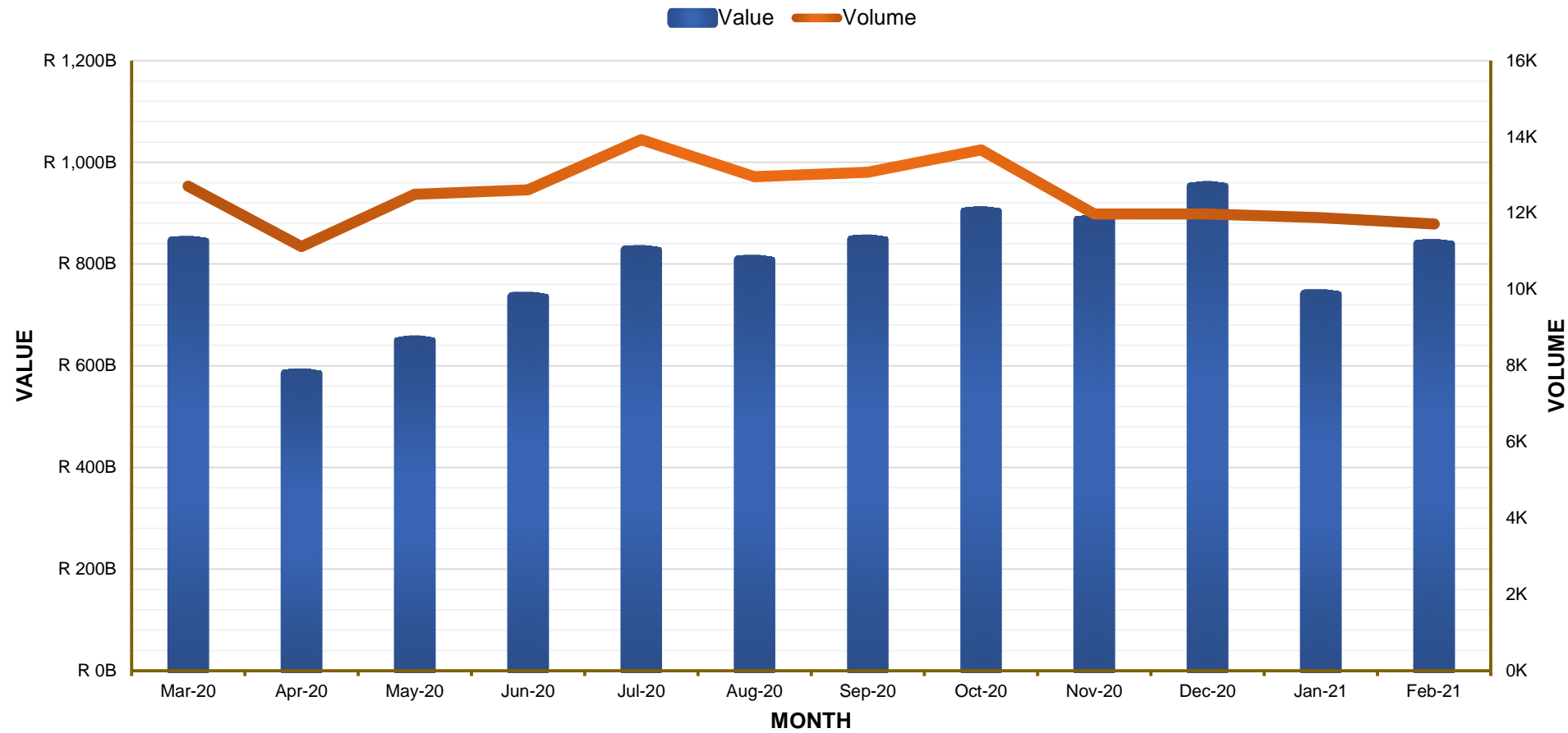


EFT DR Monthly Value and Volumes		
Month	Value	Volume
Mar-20	R 64,792,051,423.17	8,151
Apr-20	R 52,399,930,431.24	7,687
May-20	R 50,278,165,042.99	8,200
Jun-20	R 55,385,198,798.71	8,302
Jul-20	R 58,815,965,737.43	8,968
Aug-20	R 60,024,091,331.95	8,431
Sep-20	R 61,799,166,587.70	8,384
Oct-20	R 63,700,240,325.42	8,928
Nov-20	R 61,413,398,725.85	7,852
Dec-20	R 66,674,386,601.96	7,713
Jan-21	R 56,829,062,340.52	7,938
Feb-21	R 60,742,446,165.10	7,631
Total	R 712,854,103,512.04	98,185
Average	R 59,404,508,626.00	8,182



Electronic Funds Transfer (EFT) CR Monthly Values and Volumes from March 2020 – February 2021

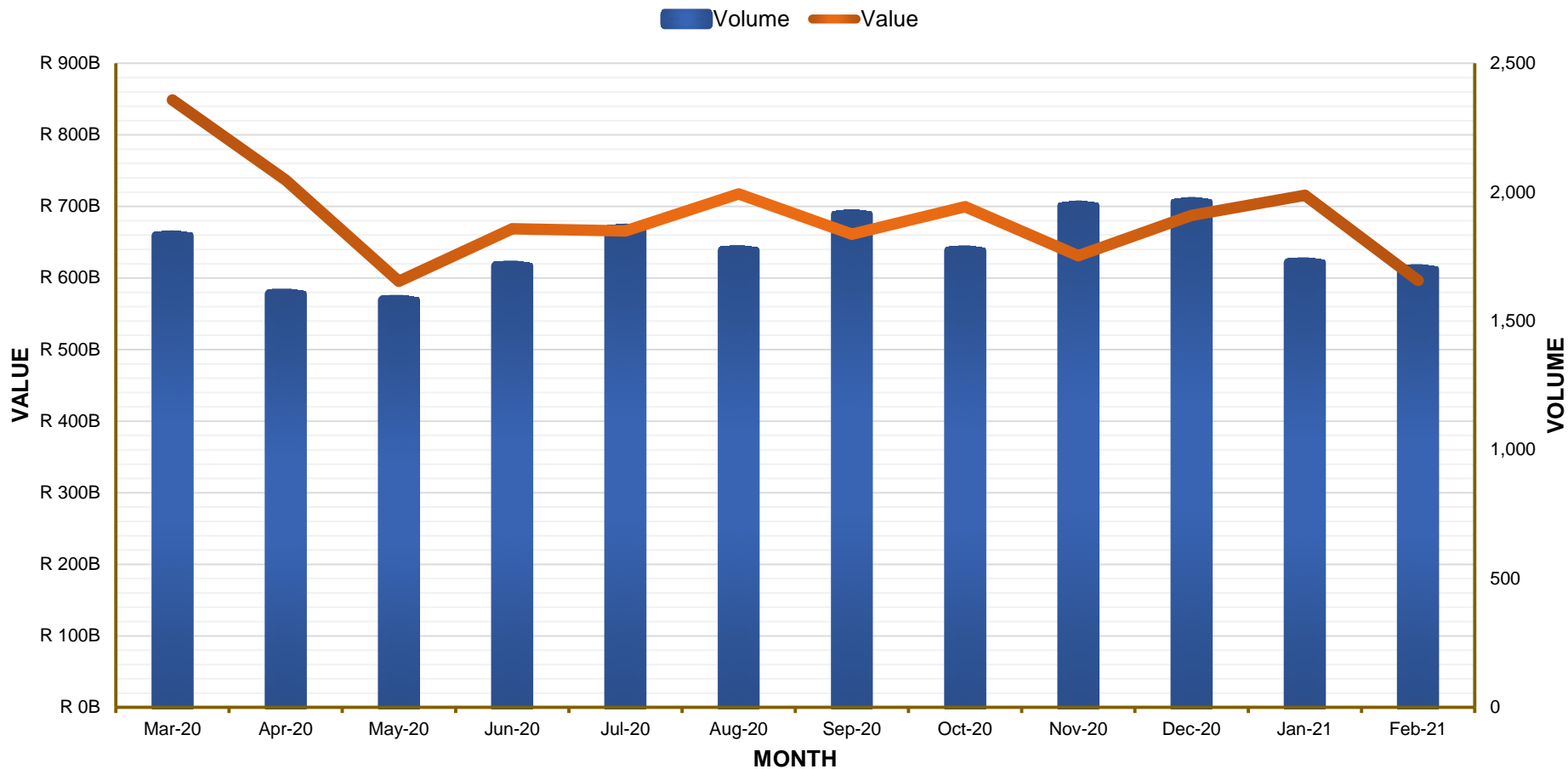
Electronic Funds Transfer (EFT) CR Monthly Values and Volumes



EFT CR Monthly Value and Volumes		
Month	Value	Volume
Mar-20	R 844,590,310,956.70	12,710
Apr-20	R 583,879,060,407.91	11,123
May-20	R 649,152,410,644.05	12,495
Jun-20	R 734,781,701,726.55	12,611
Jul-20	R 826,663,973,141.26	13,929
Aug-20	R 807,696,188,116.66	12,953
Sep-20	R 847,242,707,154.03	13,074
Oct-20	R 902,933,359,913.47	13,656
Nov-20	R 885,745,686,046.11	11,977
Dec-20	R 952,831,895,148.54	11,981
Jan-21	R 739,622,037,401.51	11,879
Feb-21	R 838,643,846,432.43	11,716
Total	R 9,613,783,177,089.22	150,104
Average	R 801,148,598,090.77	12,509

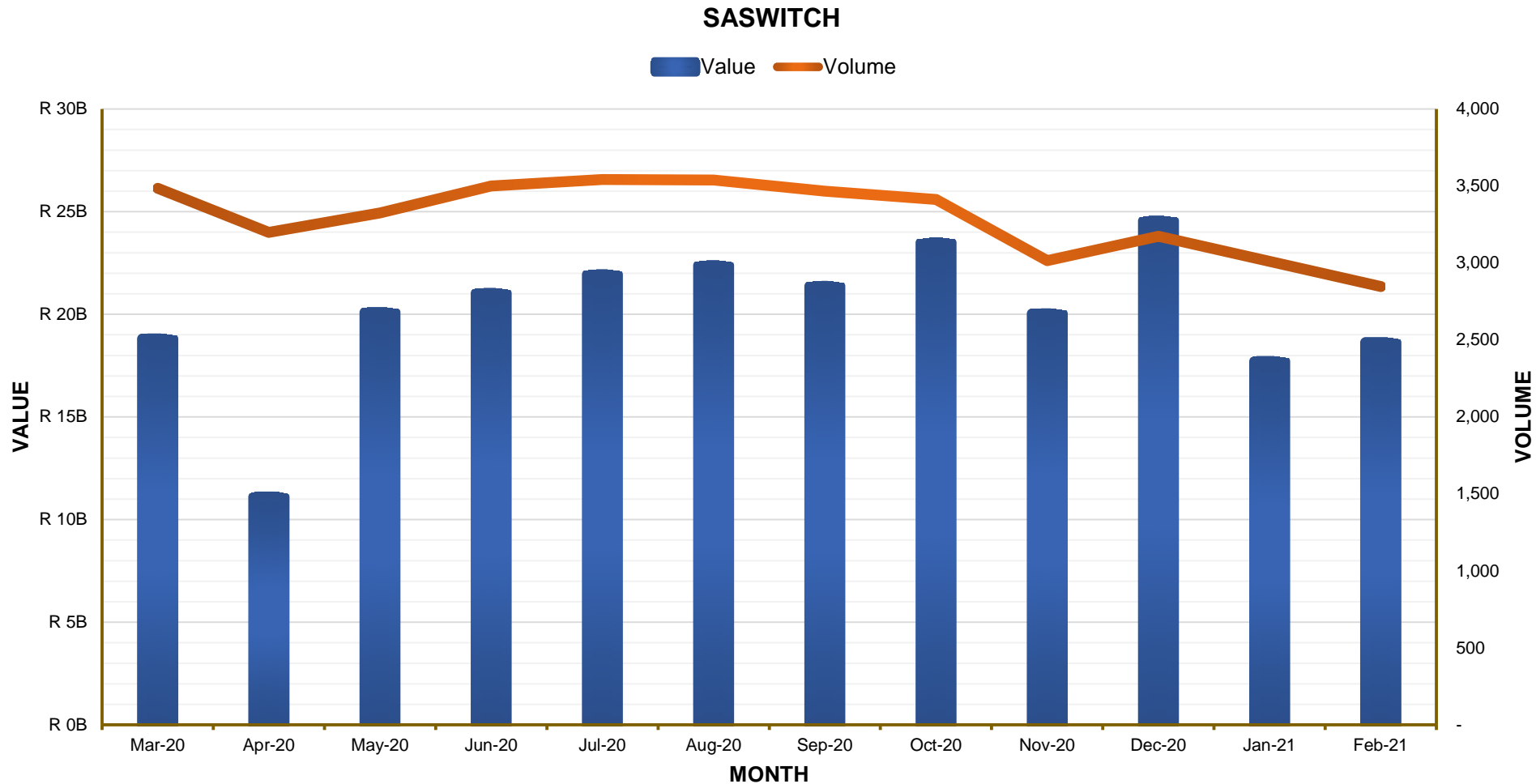


CLS Settlement - Monthly Values and Volumes



CLS Settlement - Monthly Values and Volumes		
Month	Value	Volume
Mar-20	R 848,647,016,359.77	1,830
Apr-20	R 736,937,998,018.00	1,603
May-20	R 595,672,573,090.46	1,579
Jun-20	R 668,832,212,992.62	1,712
Jul-20	R 665,695,435,386.30	1,856
Aug-20	R 717,423,862,971.86	1,772
Sep-20	R 661,126,364,305.92	1,912
Oct-20	R 699,884,708,670.94	1,771
Nov-20	R 631,237,958,201.16	1,946
Dec-20	R 687,497,569,693.19	1,960
Jan-21	R 715,494,954,259.16	1,725
Feb-21	R 596,789,813,688.20	1,699
Total	R 8,225,240,467,637.58	21,365
Average	R 685,436,705,636.47	1,780





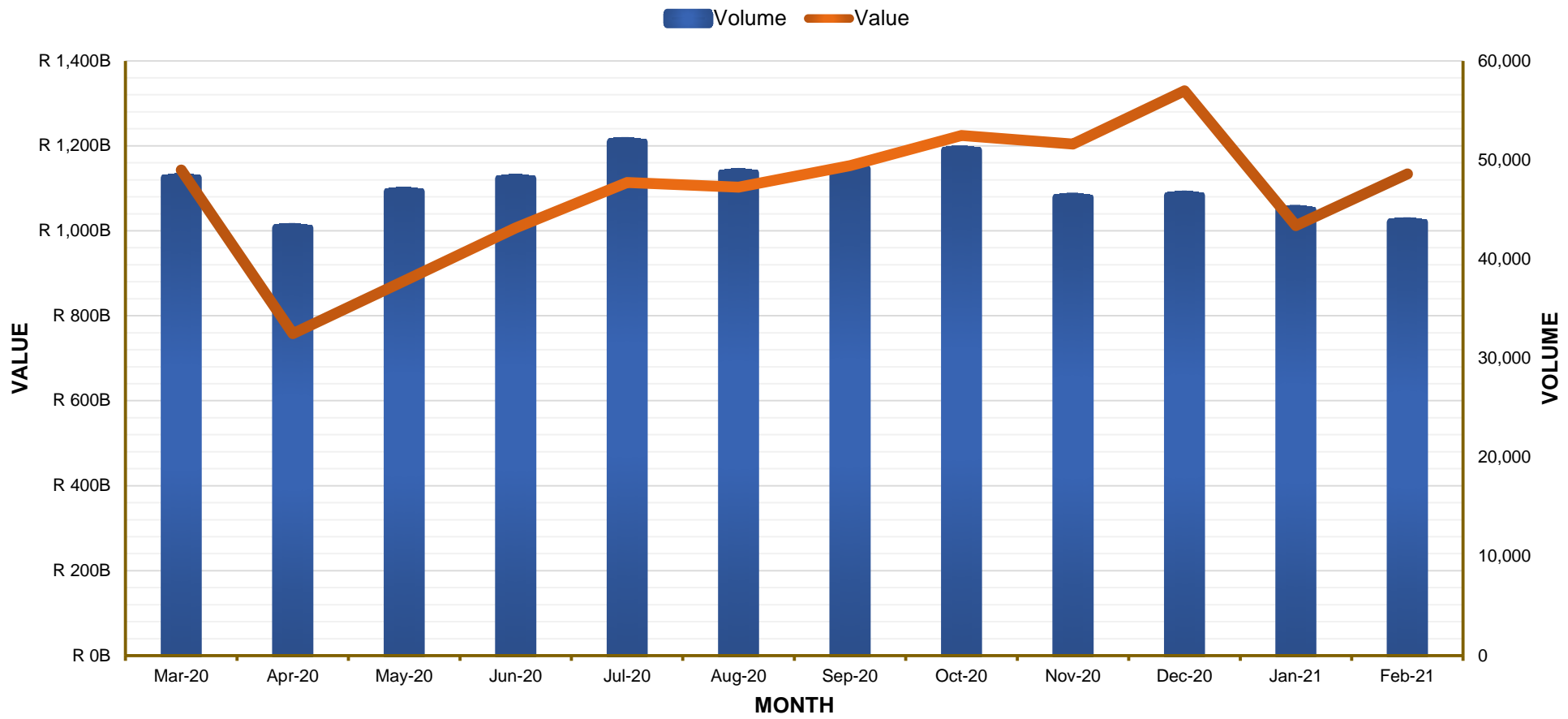
SASWITCH Monthly Values		
Month	Value	Volume
Mar-20	R 18,808,459,045.60	3,486
Apr-20	R 11,096,806,724.66	3,199
May-20	R 20,086,932,034.18	3,325
Jun-20	R 21,020,894,746.05	3,500
Jul-20	R 21,933,447,606.18	3,543
Aug-20	R 22,380,152,916.33	3,539
Sep-20	R 21,370,756,861.45	3,466
Oct-20	R 23,489,470,426.45	3,413
Nov-20	R 20,024,544,767.79	3,015
Dec-20	R 24,545,631,901.61	3,173
Jan-21	R 17,704,754,062.53	3,011
Feb-21	R 18,624,363,172.04	2,848
Total	R 241,086,214,264.87	39,518
Average	R 20,090,517,855.41	3,293





Retail Values and Volumes from March 2020 – February 2021

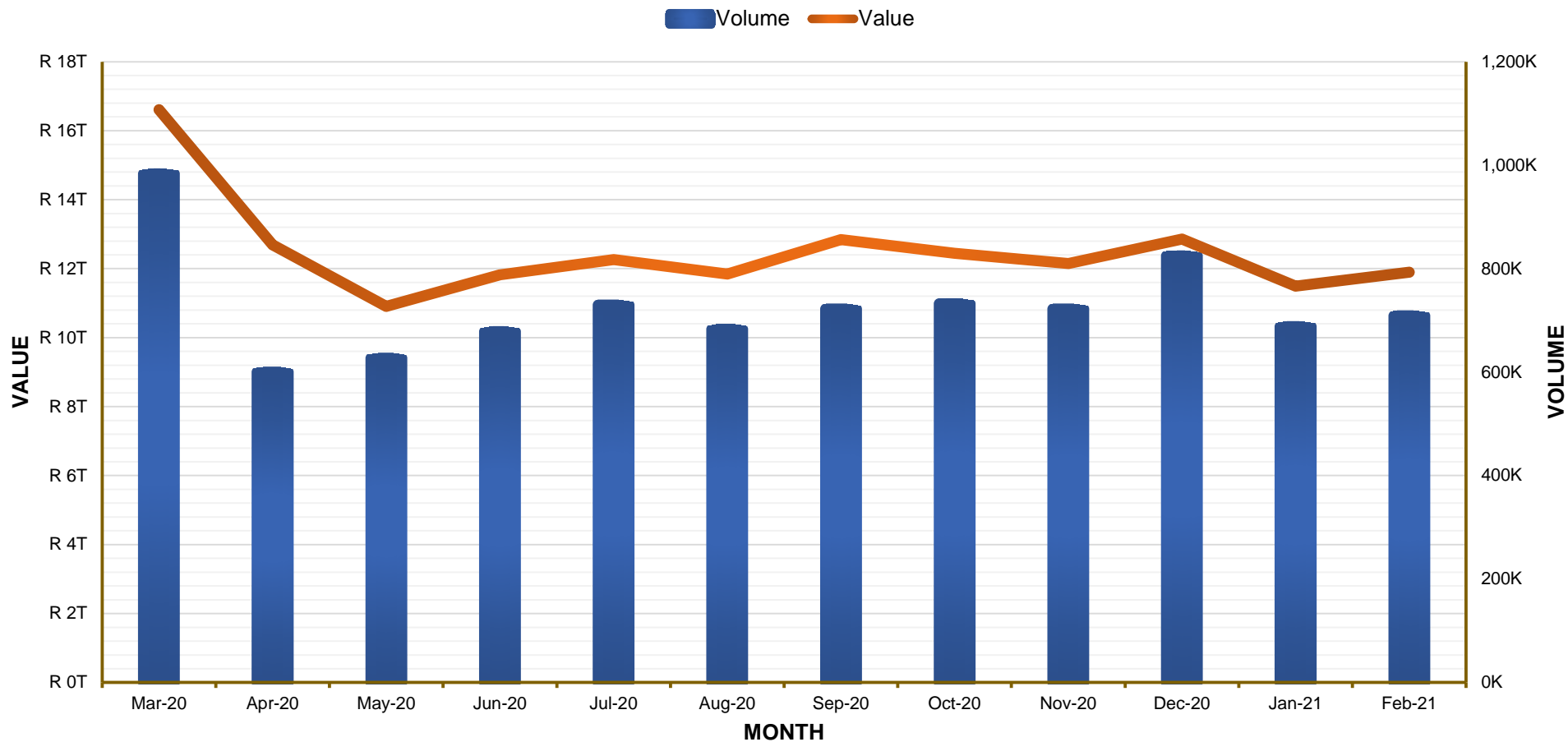
Retail Monthly Values and Volumes



Retail Monthly Values and Volumes		
Month	Value	Volume
Mar-20	R 1,143,184,500,117.91	48,159
Apr-20	R 758,207,748,123.36	43,096
May-20	R 882,138,092,107.64	46,767
Jun-20	R 1,006,611,810,483.19	48,077
Jul-20	R 1,113,557,929,648.63	51,761
Aug-20	R 1,102,513,255,424.36	48,651
Sep-20	R 1,153,438,359,168.98	49,056
Oct-20	R 1,224,161,787,597.13	50,930
Nov-20	R 1,204,152,324,606.69	46,151
Dec-20	R 1,329,294,543,165.76	46,366
Jan-21	R 1,012,076,786,924.92	44,915
Feb-21	R 1,134,137,611,922.36	43,662
Total	R 13,063,474,749,290.90	567,591
Average	R 1,088,622,895,774.24	47,299



SAMOS Message Values and Volumes



Message Values and Volumes - Monthly		
Month	Value	Volume
Mar-20	R 16,607,376,015,815.70	983,333
Apr-20	R 12,691,790,122,845.60	600,133
May-20	R 10,906,055,670,416.30	626,913
Jun-20	R 11,822,058,219,705.40	678,216
Jul-20	R 12,266,099,197,500.50	729,460
Aug-20	R 11,844,337,321,924.60	682,981
Sep-20	R 12,843,757,284,148.80	722,115
Oct-20	R 12,446,665,002,625.10	731,964
Nov-20	R 12,147,830,404,306.80	722,224
Dec-20	R 12,855,301,563,249.10	824,836
Jan-21	R 11,495,752,430,298.40	688,114
Feb-21	R 11,894,162,612,644.20	708,636
Total	R 149,821,185,845,480.00	8,698,925
Average	R 12,485,098,820,456.70	724,910



Summerised totals		
Receiver	Volume	Value
RTL Total	656,908	R 9,708,134,178,304.27
Retail	43,662	R 1,134,137,611,922.36
Payment Cash Withdrawal/Deposit (KPSBV)	7,110	R 318,402,485,760.29
Payment Dematerialised MM Instrument (MPDEM)	4,379	R 185,482,222,617.97
Payment any Derivative Instrument (OPDER)	3,266	R 46,916,158,982.15
Rand Payments i.r.o FX Deals for CLS (SPCLS)	1,699	R 596,789,813,688.20
Payment any Money Market Product (MPMMI)	615	R 292,621,800,769.07
Daily BMA Settlements (SPBMA)	494	R 135,230,225,482.97
STRATE Planned Payments Confirmed on T+4 (SPLNY)	430	R 51,392,758,506.82
Settlement of Derivative Margin Calls (OSDMC)	171	R 20,559,063,826.77
STRATE Same Day Confirmed Settlements (SPLNN)	61	R 19,469,659,213.86