



# Settlement Statistics and Indicators

April 2021



SOUTH AFRICAN RESERVE BANK



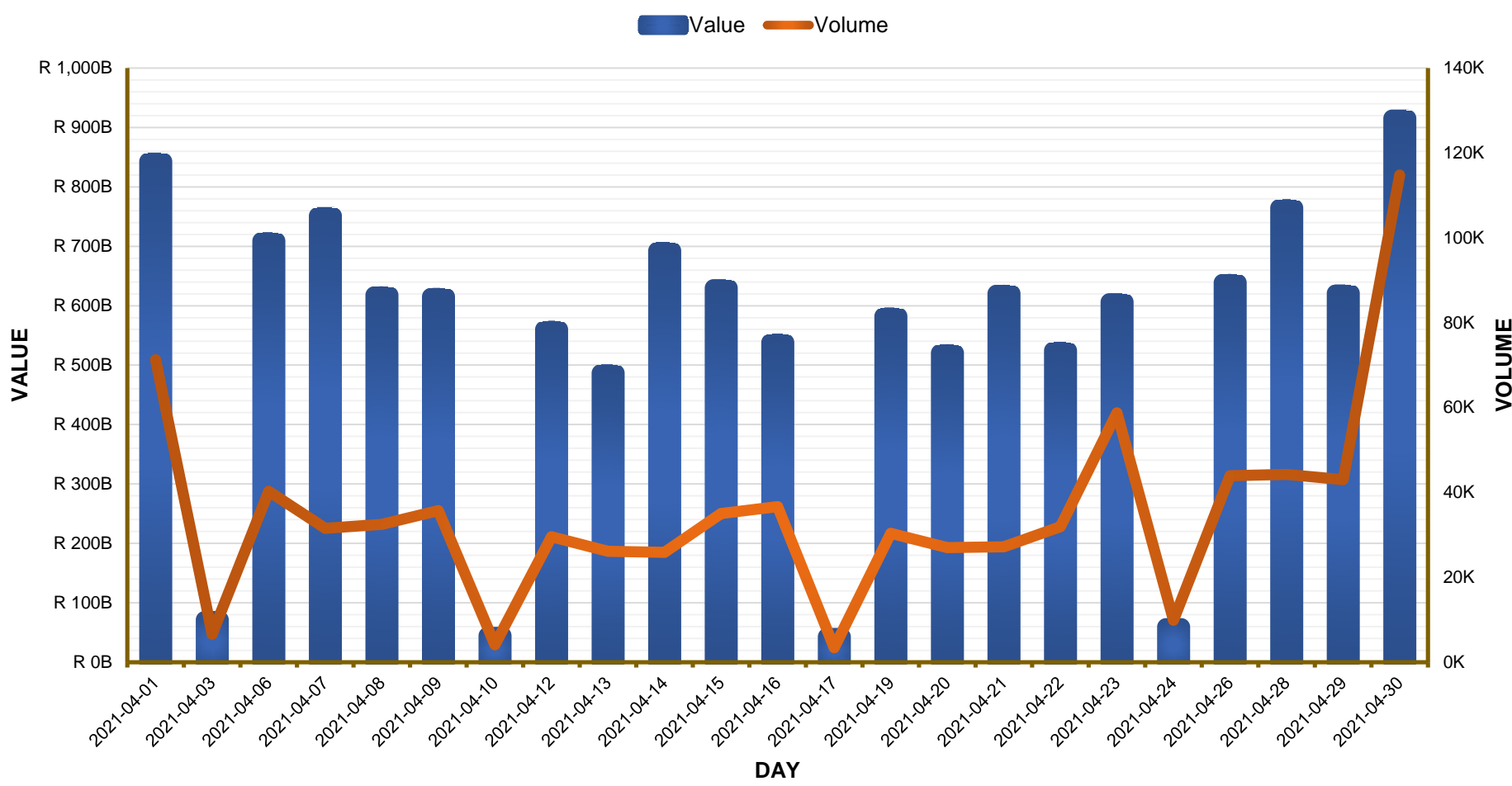
A purposeful journey

- ✓ In April 2021, SAMOS processed **809,898** transactions to the value of **ZAR12,454,410,334,064.60**.
- ✓ Peak volume and peak value was **114,788** and **ZAR915,469,094,028.41** on 30 April 2021.
- ✓ Average number of transactions processed per day were **35,213** representing the average value of **ZAR541,496,101,481.07**.
- ✓ Monthly peak volume in 10 years was **983,333** in March 2020.
- ✓ Monthly peak value in 10 years was **ZAR16,607,376,015,815.70** in March 2020.





**SAMOS Message Values and Volumes**



Daily Values and Volumes per month		
Date	Value	Volume
2021-04-01	R 842,606,970,660.70	71,278
2021-04-03	R 71,153,042,778.33	6,586
2021-04-06	R 708,909,411,000.47	40,252
2021-04-07	R 751,273,066,505.93	31,552
2021-04-08	R 617,800,719,319.74	32,506
2021-04-09	R 615,173,865,785.73	35,729
2021-04-10	R 44,627,324,354.07	4,115
2021-04-12	R 559,854,385,543.00	29,578
2021-04-13	R 486,749,116,651.42	26,143
2021-04-14	R 692,330,145,182.89	25,923
2021-04-15	R 629,590,553,777.40	35,023
2021-04-16	R 538,360,107,145.91	36,632
2021-04-17	R 42,965,216,416.59	3,402
2021-04-19	R 582,303,080,324.54	30,403
2021-04-20	R 520,423,370,536.78	27,001
2021-04-21	R 620,633,921,850.20	27,207
2021-04-22	R 524,362,830,535.23	31,937
2021-04-23	R 606,049,967,755.51	58,731
2021-04-24	R 59,519,760,359.84	9,913
2021-04-26	R 638,801,176,329.69	43,941
2021-04-28	R 764,478,957,438.53	44,236
2021-04-29	R 620,974,249,783.74	43,022
2021-04-30	R 915,469,094,028.41	114,788
<b>Total</b>	<b>R 12,454,410,334,064.60</b>	<b>809,898</b>
<b>Average</b>	<b>R 541,496,101,481.07</b>	<b>35,213</b>

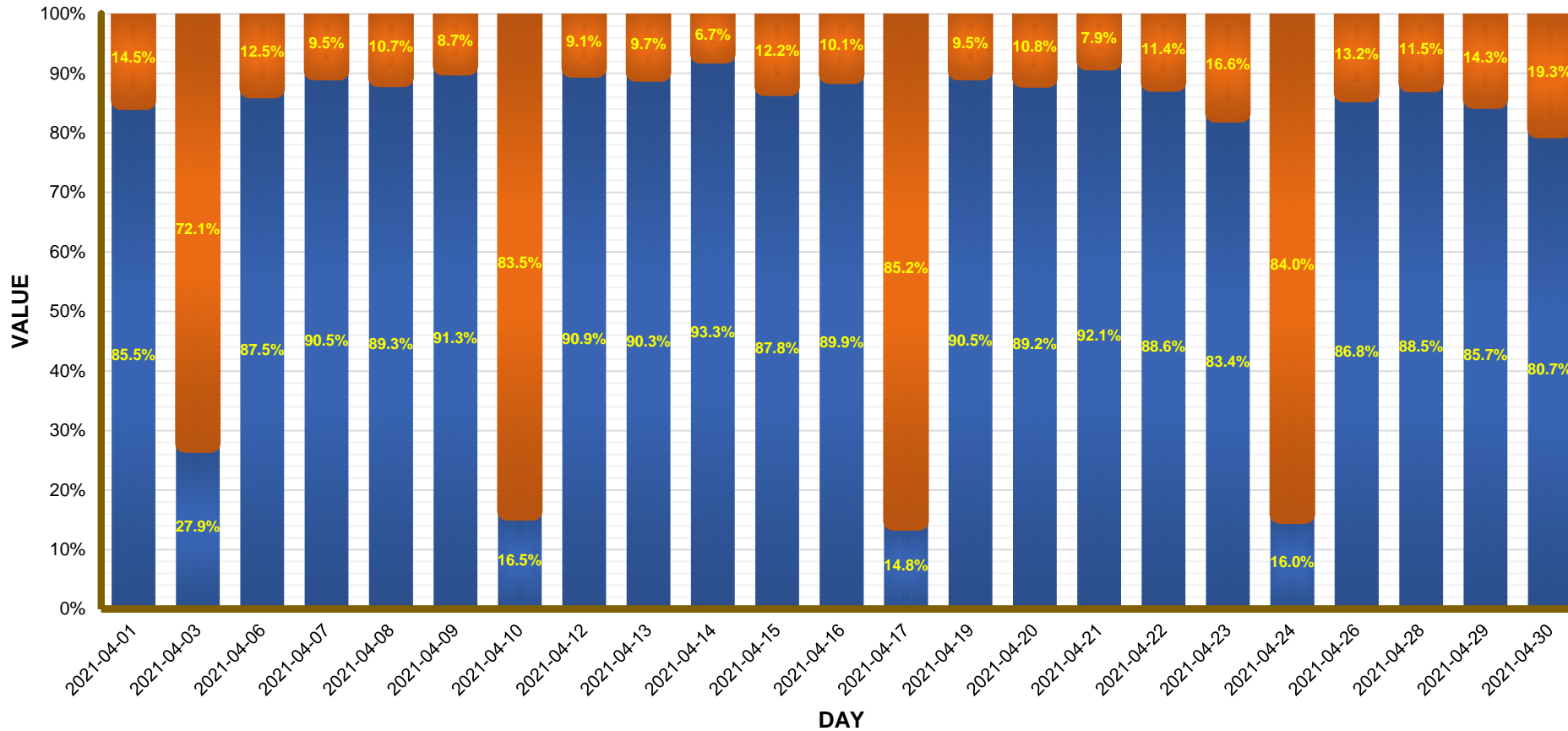




# RTL /Batches Message Values for April 2021

**RTL Value / Batches Value**

■ RTL% ■ Batches%



RTL /Batches Message Values		
Date	RTL	Batches
2021-04-01	R 607,375,640,273.95	R 102,899,298,904.14
2021-04-03	R 10,651,584,399.85	R 27,529,692,378.66
2021-04-06	R 509,727,391,846.57	R 73,073,232,927.94
2021-04-07	R 535,339,301,684.66	R 56,311,405,289.34
2021-04-08	R 431,506,097,652.62	R 51,598,489,234.81
2021-04-09	R 458,851,305,430.07	R 43,813,275,115.26
2021-04-10	R 2,415,284,640.06	R 12,211,716,040.15
2021-04-12	R 392,435,724,490.41	R 39,168,631,527.36
2021-04-13	R 333,708,324,398.78	R 35,994,518,520.51
2021-04-14	R 488,564,264,119.15	R 35,075,133,519.98
2021-04-15	R 454,793,852,920.94	R 62,989,805,028.88
2021-04-16	R 379,998,824,927.38	R 42,745,532,848.58
2021-04-17	R 1,921,969,045.00	R 11,042,978,957.18
2021-04-19	R 393,234,131,275.32	R 41,358,210,392.99
2021-04-20	R 339,065,488,430.58	R 40,905,542,799.39
2021-04-21	R 445,047,602,591.79	R 37,917,932,304.11
2021-04-22	R 361,347,053,492.61	R 46,685,230,293.80
2021-04-23	R 406,784,556,122.50	R 81,012,502,379.36
2021-04-24	R 4,236,125,603.26	R 22,275,226,982.25
2021-04-26	R 435,383,642,758.01	R 66,165,692,413.43
2021-04-28	R 502,255,150,077.21	R 65,399,721,355.49
2021-04-29	R 417,034,956,551.48	R 69,590,463,276.97
2021-04-30	R 571,704,755,523.46	R 136,423,664,165.50
Total	R 8,483,383,028,255.66	R 1,202,187,896,656.08
Average	R 368,842,740,358.94	R 52,269,038,985.05

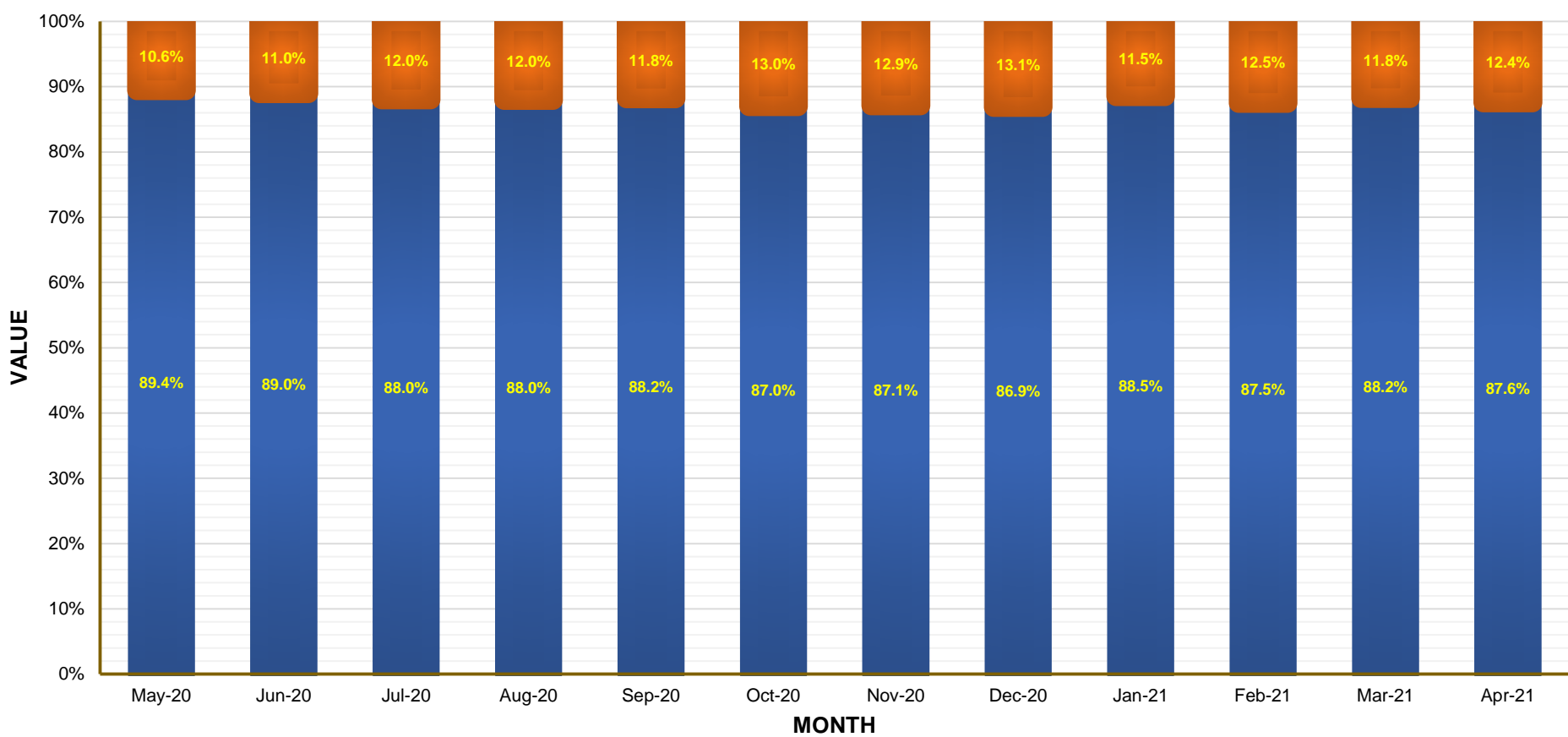




## RTL / Batches Message Values for 12 Months (May 2020 – April 2021)

**RTL Value / Batches Value**

■ RTL% ■ Batches%



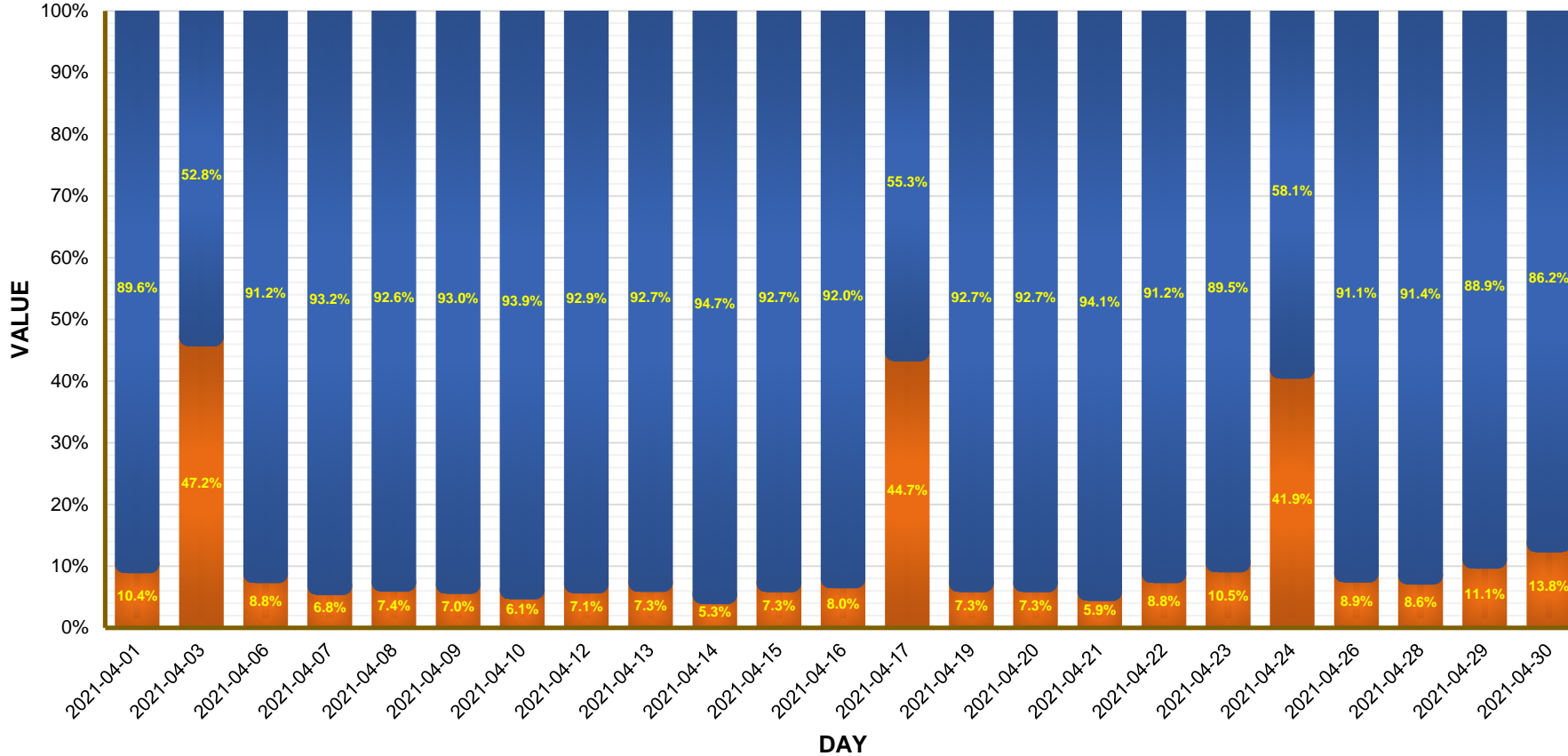
RTL / Batches Message Values		
Month	RTL	Batches
May-20	R 7,471,299,899,990.26	R 883,009,074,342.89
Jun-20	R 8,154,063,398,306.18	R 1,007,567,661,267.35
Jul-20	R 8,206,633,484,127.57	R 1,114,606,897,785.00
Aug-20	R 8,073,810,073,835.14	R 1,103,541,428,211.94
Sep-20	R 8,635,725,120,528.86	R 1,154,564,947,425.88
Oct-20	R 8,214,395,901,980.92	R 1,225,364,042,878.44
Nov-20	R 8,147,227,472,477.27	R 1,205,318,825,325.82
Dec-20	R 8,812,708,205,813.99	R 1,330,544,486,198.48
Jan-21	R 7,832,630,617,984.34	R 1,013,552,778,162.95
Feb-21	R 7,958,669,906,460.55	R 1,135,808,449,552.93
Mar-21	R 9,785,774,806,059.13	R 1,303,474,338,207.42
Apr-21	R 8,483,383,028,255.66	R 1,202,187,896,656.08
<b>Total</b>	<b>R 99,776,321,915,819.90</b>	<b>R 13,679,540,826,015.20</b>
<b>Average</b>	<b>R 8,314,693,492,984.99</b>	<b>R 1,139,961,735,501.26</b>



# Day and Night Settlement Values for April 2021

**Day Value, Night Value**

■ Night Value% ■ Day Value%

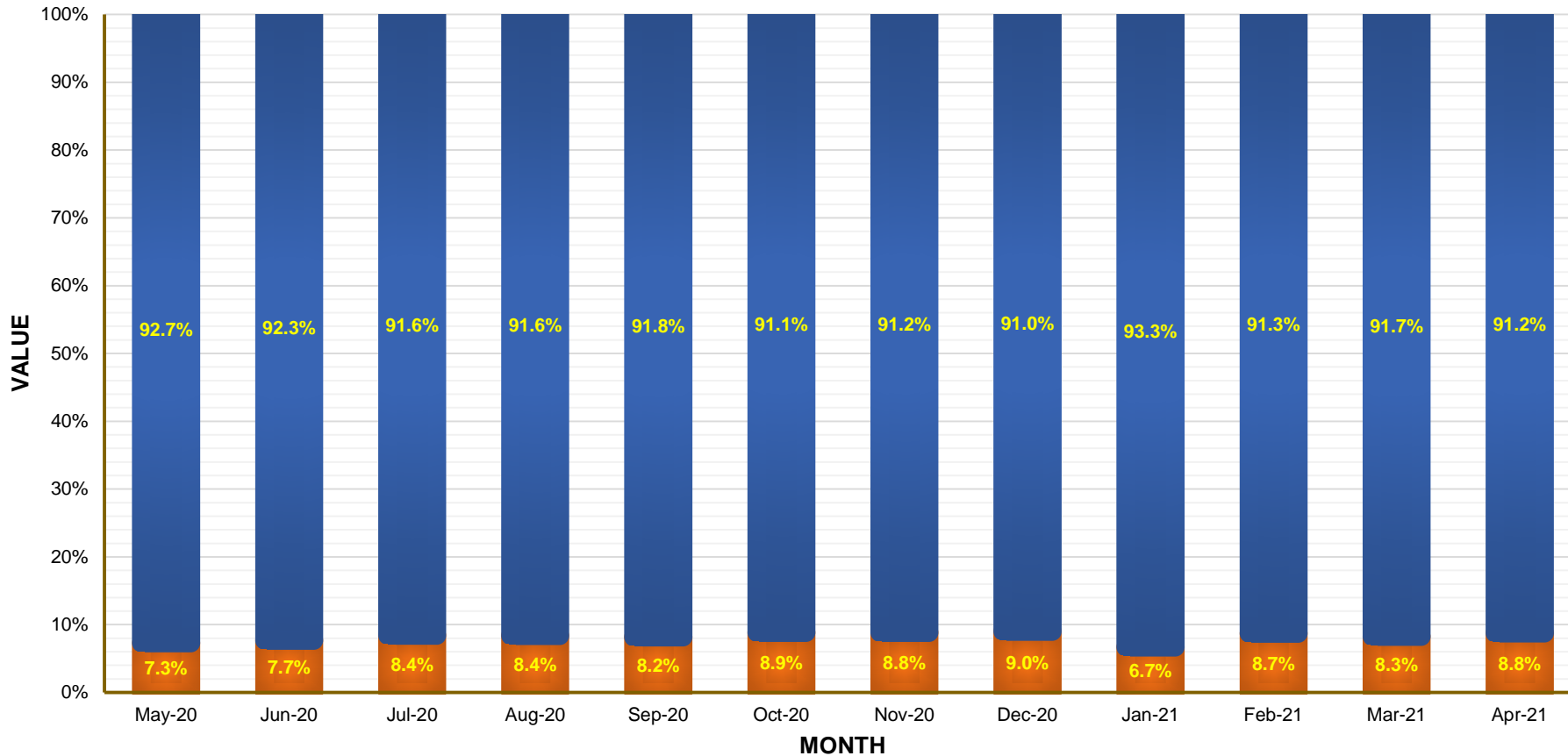


Day and Night Settlement Values		
Date	Night Value	Day Value
2021-04-01	R 73,462,403,958.21	R 632,654,105,323.79
2021-04-03	R 18,011,182,434.20	R 20,170,612,816.53
2021-04-06	R 51,100,611,029.26	R 529,643,117,965.76
2021-04-07	R 40,294,093,658.74	R 549,683,332,449.06
2021-04-08	R 34,543,714,430.69	R 432,694,994,768.02
2021-04-09	R 34,150,569,562.17	R 453,512,927,673.59
2021-04-10	R 899,292,191.67	R 13,728,032,162.40
2021-04-12	R 30,371,045,742.68	R 396,101,399,452.54
2021-04-13	R 26,632,269,281.91	R 336,254,267,226.95
2021-04-14	R 27,770,476,718.21	R 491,543,479,937.29
2021-04-15	R 37,665,498,290.28	R 476,859,986,767.01
2021-04-16	R 33,401,314,929.66	R 385,683,196,687.07
2021-04-17	R 5,801,097,238.09	R 7,164,119,178.50
2021-04-19	R 31,545,510,191.48	R 401,326,092,868.14
2021-04-20	R 27,708,752,872.51	R 352,264,344,886.94
2021-04-21	R 28,465,098,073.07	R 454,681,341,093.20
2021-04-22	R 35,489,662,893.17	R 368,780,493,921.14
2021-04-23	R 51,087,306,352.98	R 433,770,466,942.25
2021-04-24	R 11,108,073,751.44	R 15,407,569,941.11
2021-04-26	R 44,290,309,552.66	R 456,159,126,082.03
2021-04-28	R 48,934,308,410.49	R 522,558,771,752.59
2021-04-29	R 53,612,099,073.02	R 429,007,367,505.80
2021-04-30	R 97,035,619,469.33	R 608,010,983,767.53
<b>Total</b>	<b>R 843,380,310,105.92</b>	<b>R 8,767,660,131,169.24</b>
<b>Average</b>	<b>R 36,668,709,135.04</b>	<b>R 381,202,614,398.66</b>



### Day Value, Night Value

■ Night Value% ■ Day Value%

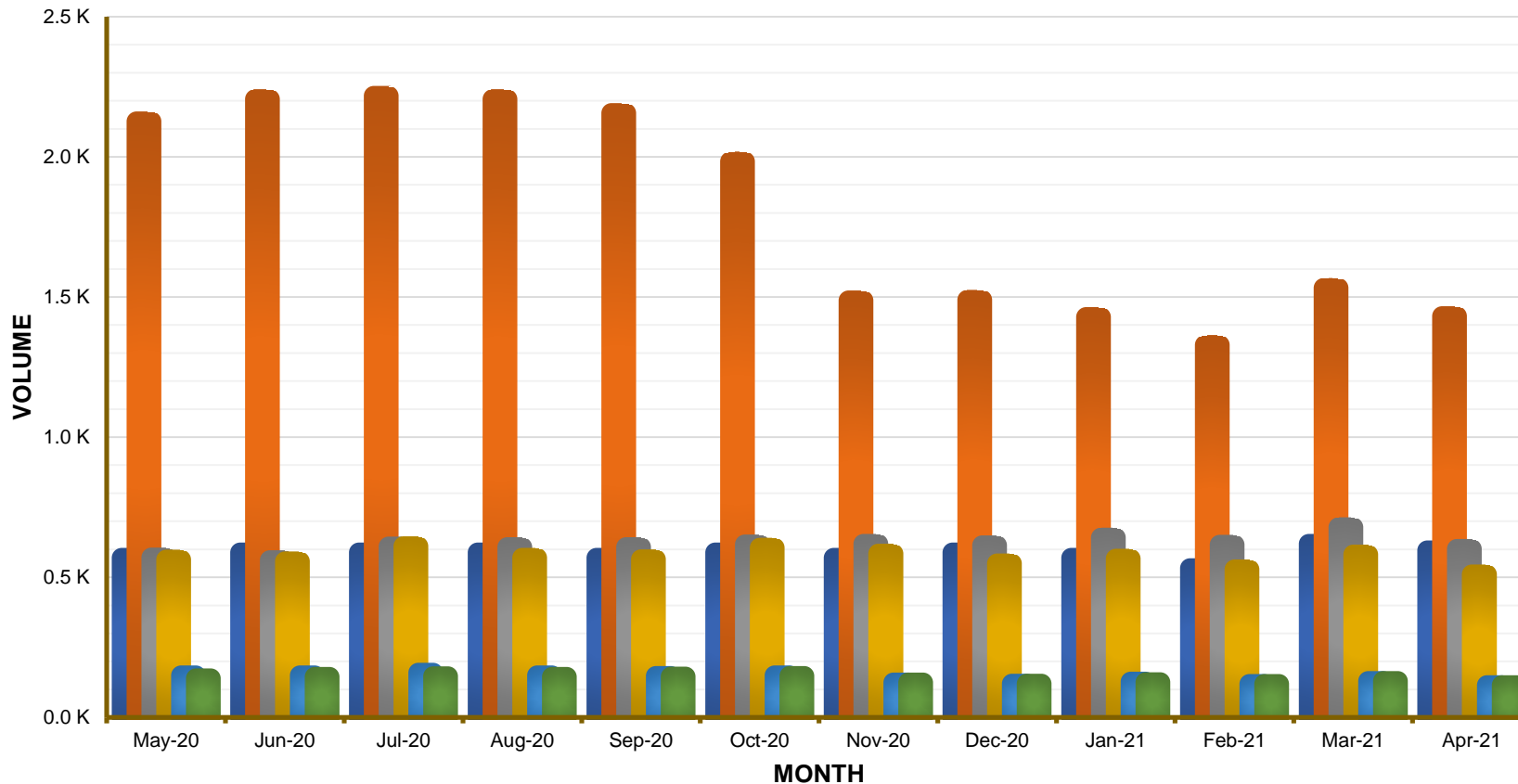


Day and Night Settlement Values		
Month	Night Value	Day Value
May-20	R 616,401,994,126.28	R 7,840,030,921,103.85
Jun-20	R 709,268,785,021.40	R 8,518,558,317,587.30
Jul-20	R 796,853,416,861.52	R 8,652,502,951,276.53
Aug-20	R 780,467,137,124.07	R 8,517,192,162,446.16
Sep-20	R 811,373,712,891.87	R 9,126,673,747,525.50
Oct-20	R 851,811,997,878.64	R 8,771,448,363,966.87
Nov-20	R 841,653,856,997.45	R 8,670,550,766,154.28
Dec-20	R 924,541,271,720.02	R 9,332,256,563,762.83
Jan-21	R 701,604,486,872.15	R 9,814,374,451,937.14
Feb-21	R 802,718,227,966.52	R 8,426,792,249,692.66
Mar-21	R 904,578,660,018.58	R 10,026,499,484,697.60
Apr-21	R 843,380,310,105.92	R 8,767,660,131,169.24
Total	R 9,584,653,857,584.42	R 106,464,540,111,320.00
Average	R 798,721,154,798.70	R 8,872,045,009,276.66



## Cards Message Volumes

■ Visa 
 ■ Debit Card 
 ■ Credit Card 
 ■ MasterCard 
 ■ AMEX 
 ■ DINERS



Cards Monthly Volume						
Month	Visa	Debit Card	Credit Card	MasterCard	AMEX	DINERS
May-20	569	2126	571	563	150	139
Jun-20	589	2206	561	557	150	145
Jul-20	589	2218	610	611	160	147
Aug-20	589	2206	608	570	150	145
Sep-20	570	2156	608	564	148	146
Oct-20	589	1984	617	605	150	148
Nov-20	570	1488	619	584	125	125
Dec-20	589	1490	614	549	120	120
Jan-21	570	1428	641	566	128	126
Feb-21	532	1329	616	528	119	119
Mar-21	619	1532	679	581	130	130
Apr-21	596	1432	601	510	115	115
Total	6,971	21,595	7,345	6,788	1,645	1,605
Average	581	1,800	612	566	137	134



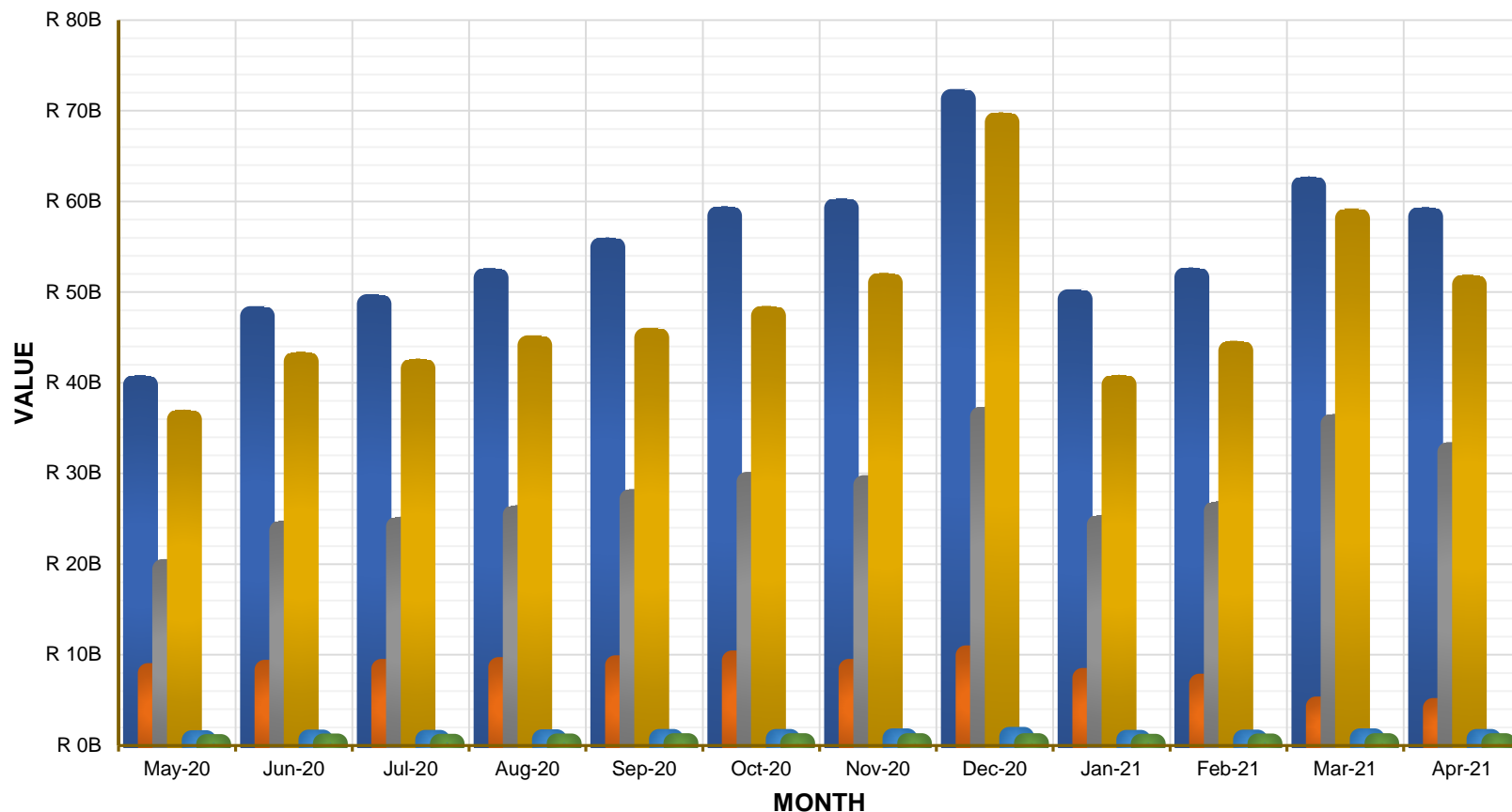




## Cards Message Values from May 2020 – April 2021

### Cards Message Values

■ Visa 
 ■ Debit Card 
 ■ Credit Card 
 ■ MasterCard 
 ■ AMEX 
 ■ DINERS

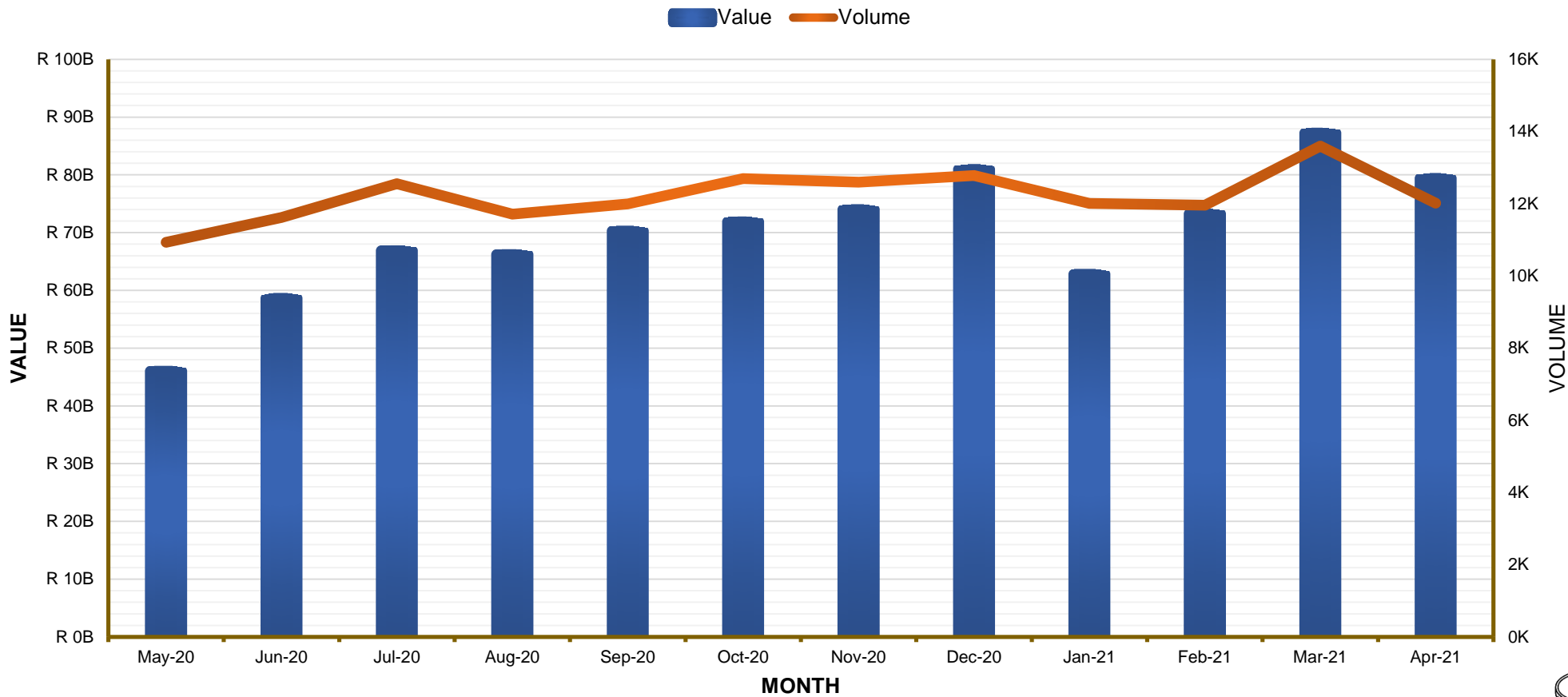


Cards Monthly Values			
Month	Visa	Debit Card	Credit Card
May-20	R 39,735,076,555.98	R 7,975,384,502.63	R 19,464,605,657.19
Jun-20	R 47,356,836,464.96	R 8,340,877,781.98	R 23,684,578,015.91
Jul-20	R 48,685,669,313.89	R 8,437,324,761.89	R 24,122,701,524.13
Aug-20	R 51,558,709,965.38	R 8,645,694,010.51	R 25,420,912,113.44
Sep-20	R 54,950,461,500.15	R 8,845,062,472.30	R 27,169,880,915.68
Oct-20	R 58,382,984,336.12	R 9,359,914,653.93	R 29,064,385,422.86
Nov-20	R 59,255,614,623.20	R 8,440,467,265.15	R 28,699,572,123.42
Dec-20	R 71,288,361,003.37	R 9,945,573,778.60	R 36,266,934,420.23
Jan-21	R 49,188,971,568.32	R 7,441,143,731.67	R 24,331,640,360.99
Feb-21	R 51,613,508,030.70	R 6,823,102,153.82	R 25,858,732,939.81
Mar-21	R 61,681,390,092.86	R 4,297,225,291.26	R 35,479,978,674.59
Apr-21	R 58,289,126,486.17	R 4,117,361,803.17	R 32,364,407,720.02
<b>Total</b>	<b>R 651,986,709,941.10</b>	<b>R 92,669,132,206.91</b>	<b>R 331,928,329,888.27</b>
<b>Average</b>	<b>R 54,332,225,828.43</b>	<b>R 7,722,427,683.91</b>	<b>R 27,660,694,157.36</b>


Cards Monthly Values			
Month	MasterCard	AMEX	DINERS
May-20	R 35,921,191,401.38	R 568,916,983.92	R 161,585,637.47
Jun-20	R 42,338,655,945.30	R 651,263,846.17	R 205,696,062.09
Jul-20	R 41,561,698,055.92	R 622,670,354.63	R 183,879,690.45
Aug-20	R 44,136,019,443.66	R 669,610,871.01	R 219,730,182.54
Sep-20	R 44,946,013,259.36	R 699,026,062.19	R 242,921,374.77
Oct-20	R 47,365,999,332.32	R 720,931,509.55	R 258,034,536.77
Nov-20	R 51,014,735,589.34	R 781,814,938.47	R 241,726,492.01
Dec-20	R 68,752,081,692.36	R 950,517,472.46	R 261,194,299.73
Jan-21	R 39,794,767,651.54	R 624,886,932.15	R 189,454,958.01
Feb-21	R 43,540,980,550.54	R 648,077,000.29	R 223,106,812.55
Mar-21	R 58,137,679,030.38	R 780,969,705.43	R 261,085,099.11
Apr-21	R 50,834,509,104.84	R 701,093,099.29	R 245,242,464.86
<b>Total</b>	<b>R 568,344,331,056.94</b>	<b>R 8,419,778,775.56</b>	<b>R 2,693,657,610.36</b>
<b>Average</b>	<b>R 47,362,027,588.08</b>	<b>R 701,648,231.30</b>	<b>R 224,471,467.53</b>



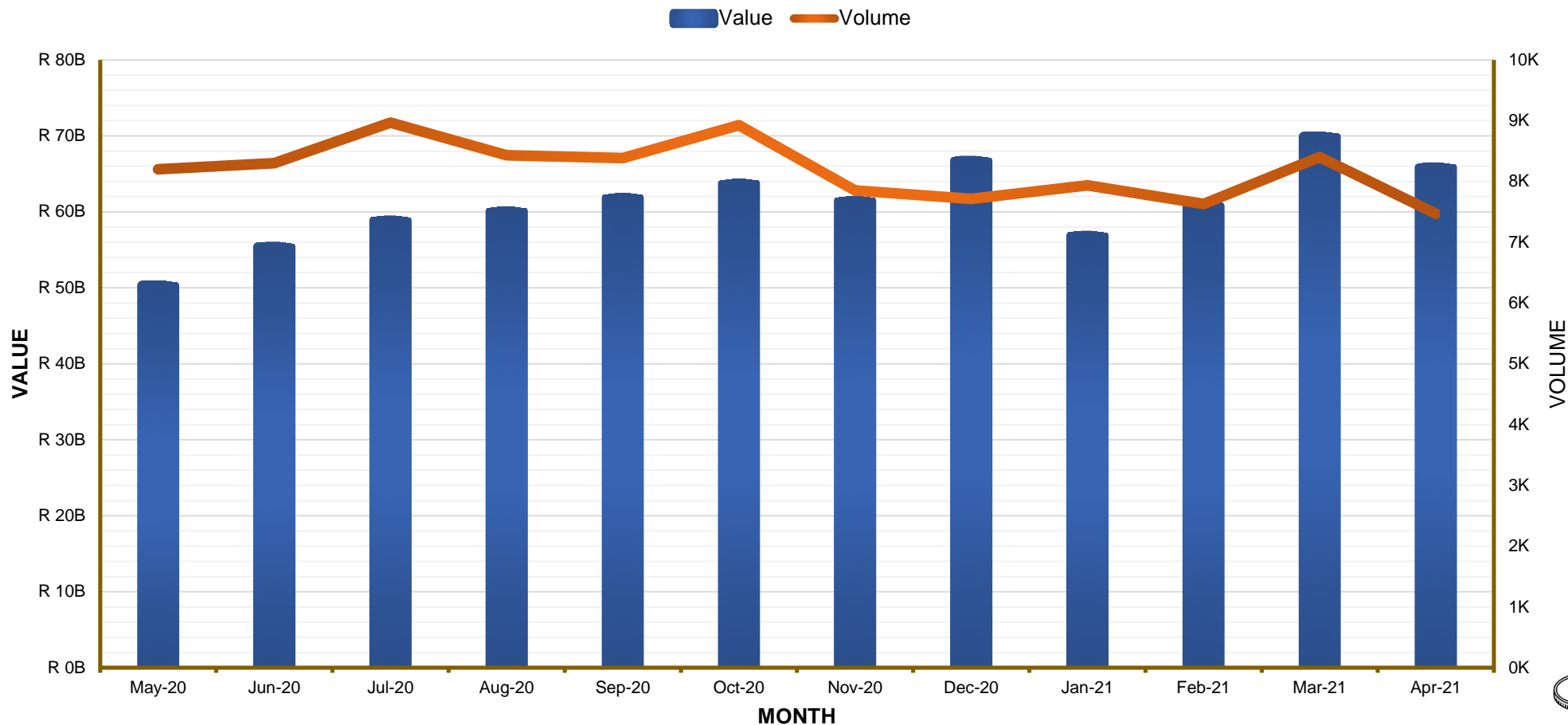
Real Time Clearing (RTC) Monthly Values and Volumes



RTC Monthly Value and Volumes		
Month	Value	Volume
May-20	R 46,009,313,217.44	10,931
Jun-20	R 58,609,904,824.61	11,618
Jul-20	R 66,846,867,004.10	12,553
Aug-20	R 66,220,267,445.44	11,715
Sep-20	R 70,288,498,338.48	11,995
Oct-20	R 71,867,903,221.92	12,699
Nov-20	R 73,976,062,940.63	12,596
Dec-20	R 80,934,288,238.20	12,782
Jan-21	R 62,813,101,789.32	12,011
Feb-21	R 73,253,995,691.38	11,962
Mar-21	R 87,243,133,197.70	13,598
Apr-21	R 79,416,641,040.47	12,017
Total	R 837,479,976,949.69	146,477
Average	R 69,789,998,079.14	12,206



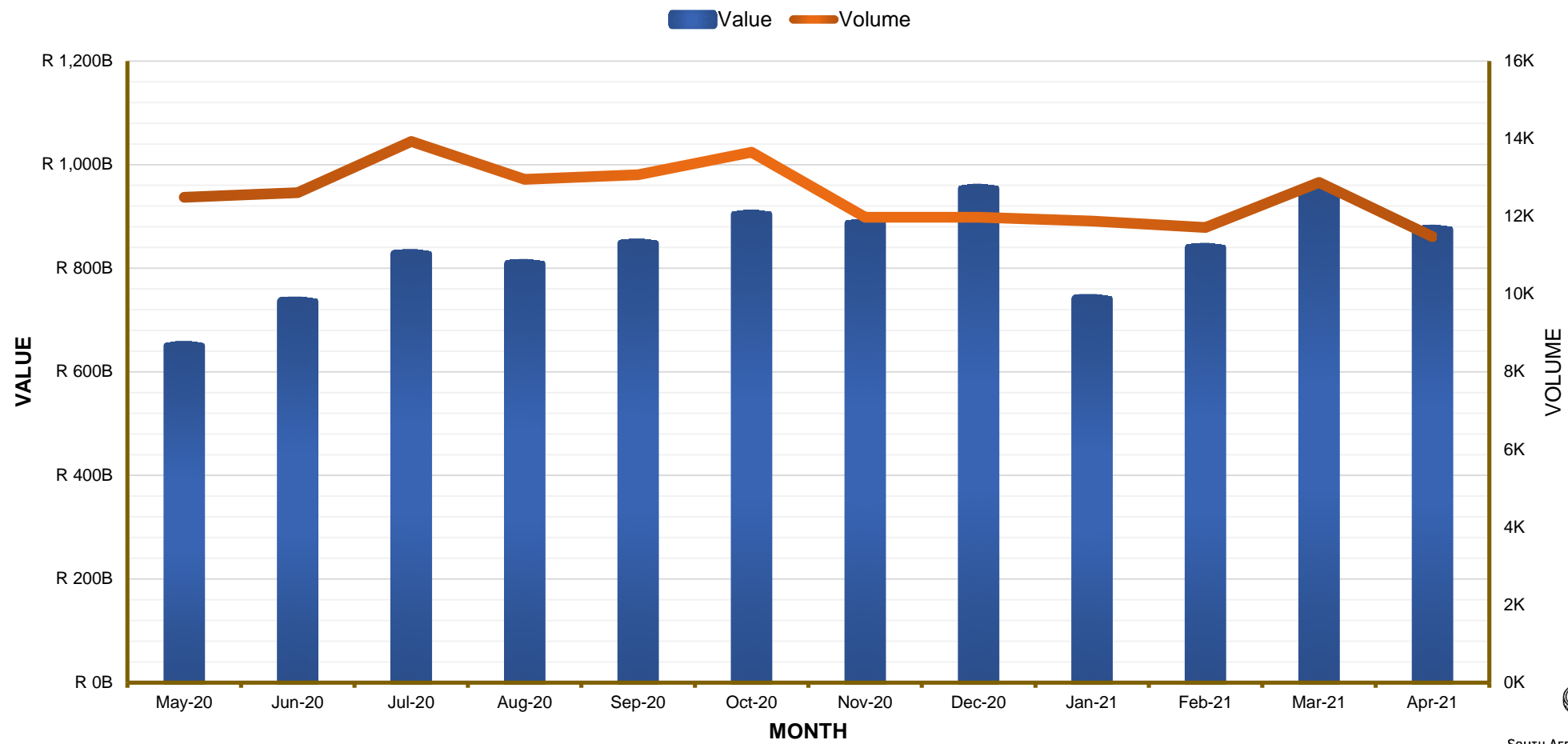
**Electronic Funds Transfer (EFT) DR Monthly Values and Volumes**



EFT DR Monthly Value and Volumes		
Month	Value	Volume
May-20	R 50,278,165,042.99	8,200
Jun-20	R 55,385,198,798.71	8,302
Jul-20	R 58,815,965,737.43	8,968
Aug-20	R 60,024,091,331.95	8,431
Sep-20	R 61,799,166,587.70	8,384
Oct-20	R 63,700,240,325.42	8,928
Nov-20	R 61,413,398,725.85	7,852
Dec-20	R 66,674,386,601.96	7,713
Jan-21	R 56,829,062,340.52	7,938
Feb-21	R 60,742,446,165.10	7,631
Mar-21	R 69,877,963,734.87	8,402
Apr-21	R 65,807,358,462.77	7,469
<b>Total</b>	<b>R 731,347,443,855.27</b>	<b>98,218</b>
<b>Average</b>	<b>R 60,945,620,321.27</b>	<b>8,185</b>



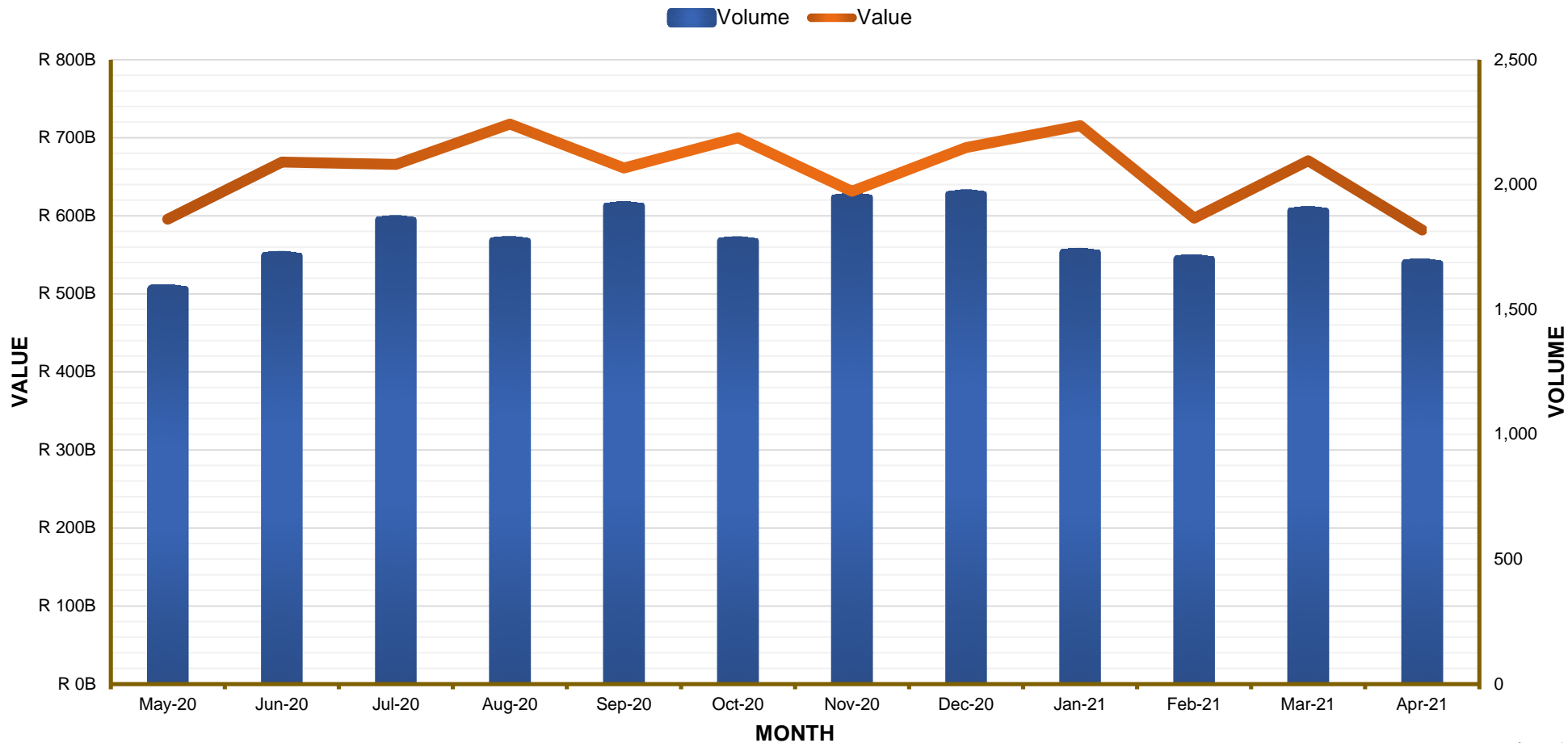
**Electronic Funds Transfer (EFT) CR Monthly Values and Volumes**



EFT CR Monthly Value and Volumes		
Month	Value	Volume
May-20	R 649,152,410,644.05	12,495
Jun-20	R 734,781,701,726.55	12,611
Jul-20	R 826,663,973,141.26	13,929
Aug-20	R 807,696,188,116.66	12,953
Sep-20	R 847,242,707,154.03	13,074
Oct-20	R 902,933,359,913.47	13,656
Nov-20	R 885,745,686,046.11	11,977
Dec-20	R 952,831,895,148.54	11,981
Jan-21	R 739,622,037,401.51	11,879
Feb-21	R 838,643,846,432.43	11,716
Mar-21	R 948,127,676,512.64	12,875
Apr-21	R 873,696,799,026.79	11,480
<b>Total</b>	<b>R 10,007,138,281,264.00</b>	<b>150,626</b>
<b>Average</b>	<b>R 833,928,190,105.34</b>	<b>12,552</b>



CLS Settlement - Monthly Values and Volumes

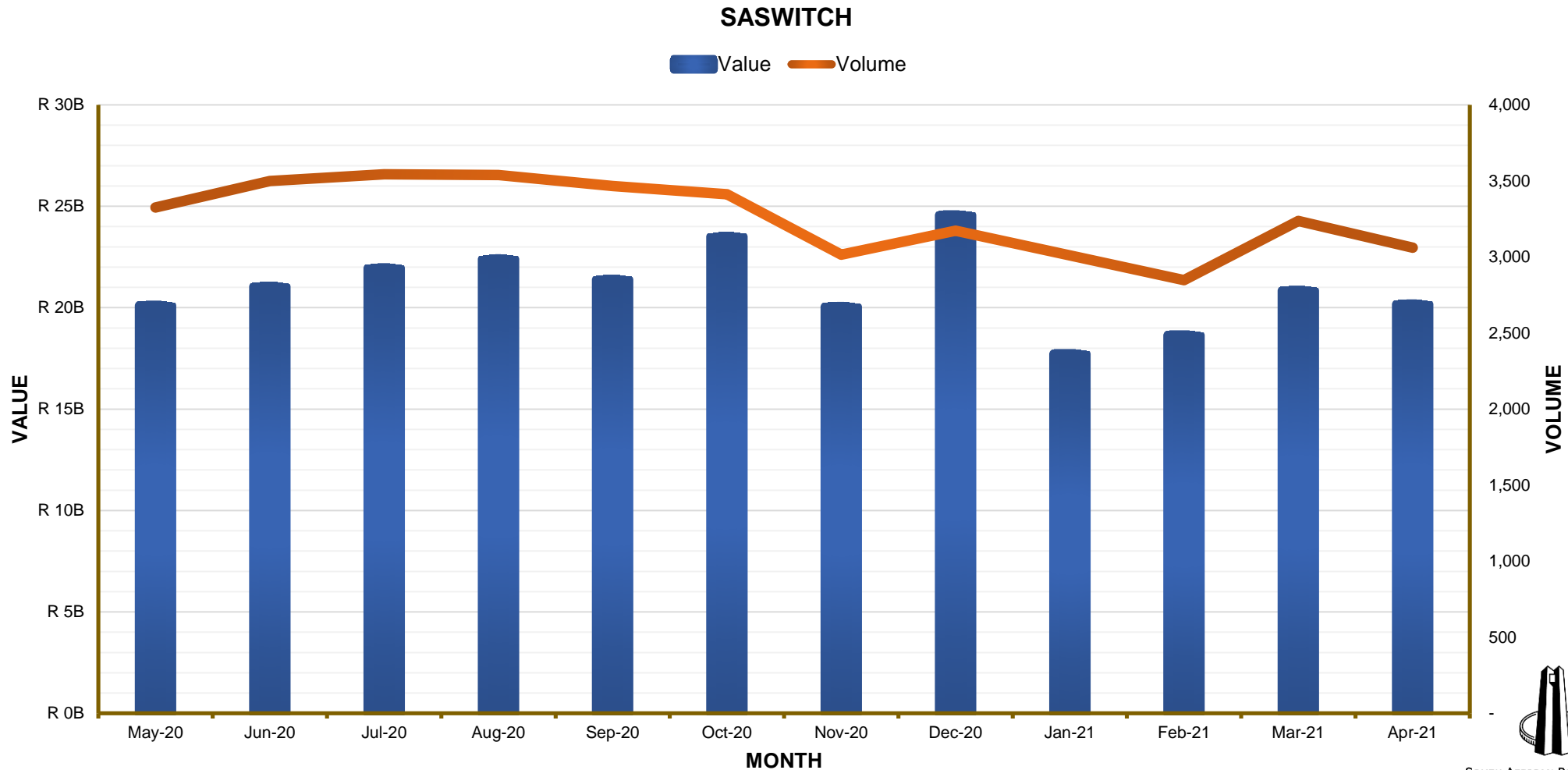


CLS Settlement - Monthly Values and Volumes		
Month	Value	Volume
May-20	R 595,672,573,090.46	1,579
Jun-20	R 668,832,212,992.62	1,712
Jul-20	R 665,695,435,386.30	1,856
Aug-20	R 717,423,862,971.86	1,772
Sep-20	R 661,126,364,305.92	1,912
Oct-20	R 699,884,708,670.94	1,771
Nov-20	R 631,237,958,201.16	1,946
Dec-20	R 687,497,569,693.19	1,960
Jan-21	R 715,494,954,259.16	1,725
Feb-21	R 596,789,813,688.20	1,699
Mar-21	R 670,495,910,369.97	1,892
Apr-21	R 581,745,586,837.41	1,682
Total	R 7,891,896,950,467.19	21,506
Average	R 657,658,079,205.60	1,792





# SASwitch Values and Volumes from May 2020 – April 2021



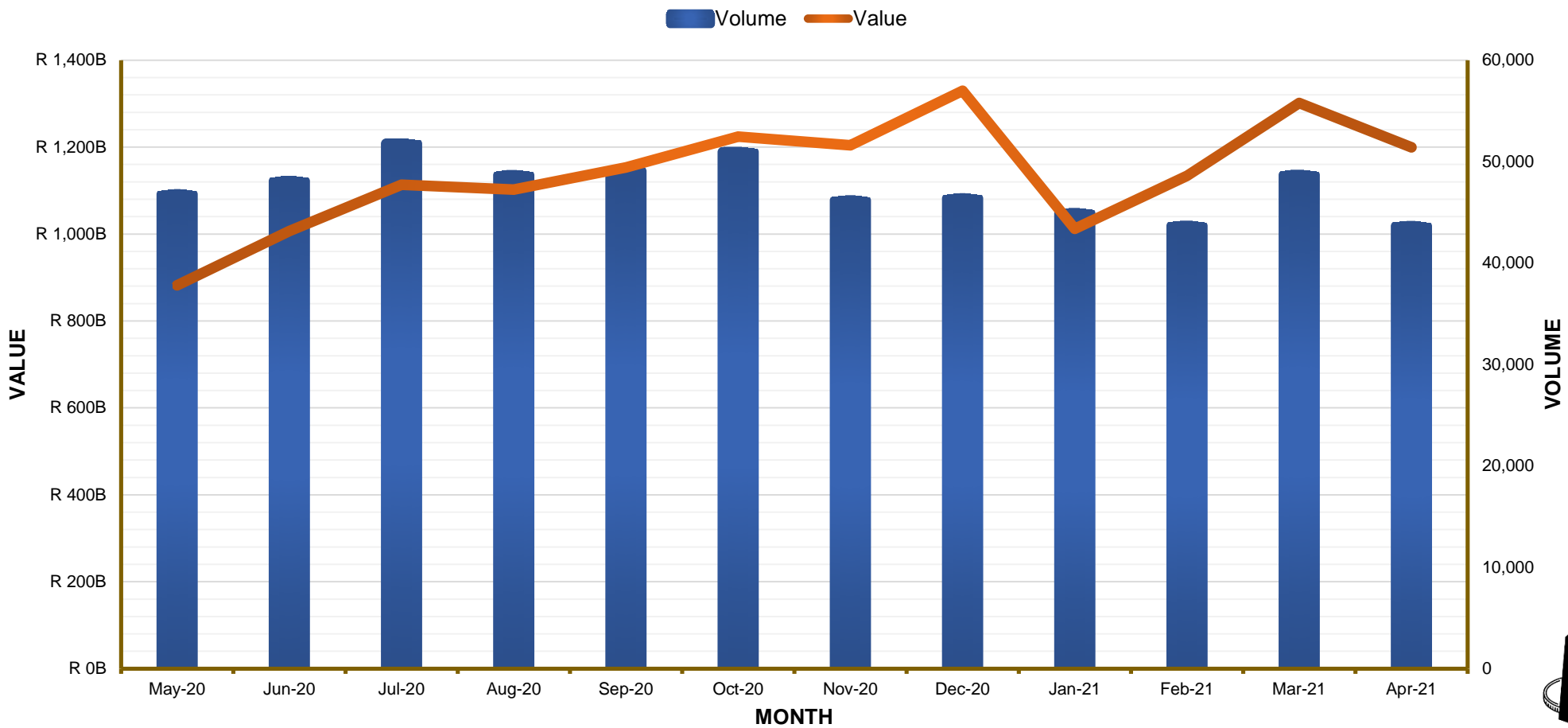
SASWITCH Monthly Values		
Month	Value	Volume
May-20	R 20,086,932,034.18	3,325
Jun-20	R 21,020,894,746.05	3,500
Jul-20	R 21,933,447,606.18	3,543
Aug-20	R 22,380,152,916.33	3,539
Sep-20	R 21,370,756,861.45	3,466
Oct-20	R 23,489,470,426.45	3,413
Nov-20	R 20,024,544,767.79	3,015
Dec-20	R 24,545,631,901.61	3,173
Jan-21	R 17,704,754,062.53	3,011
Feb-21	R 18,624,363,172.04	2,848
Mar-21	R 20,830,882,022.79	3,237
Apr-21	R 20,158,633,299.88	3,062
Total	R 252,170,463,817.28	39,132
Average	R 21,014,205,318.11	3,261





# Retail Values and Volumes from May 2020 – April 2021

**Retail Monthly Values and Volumes**



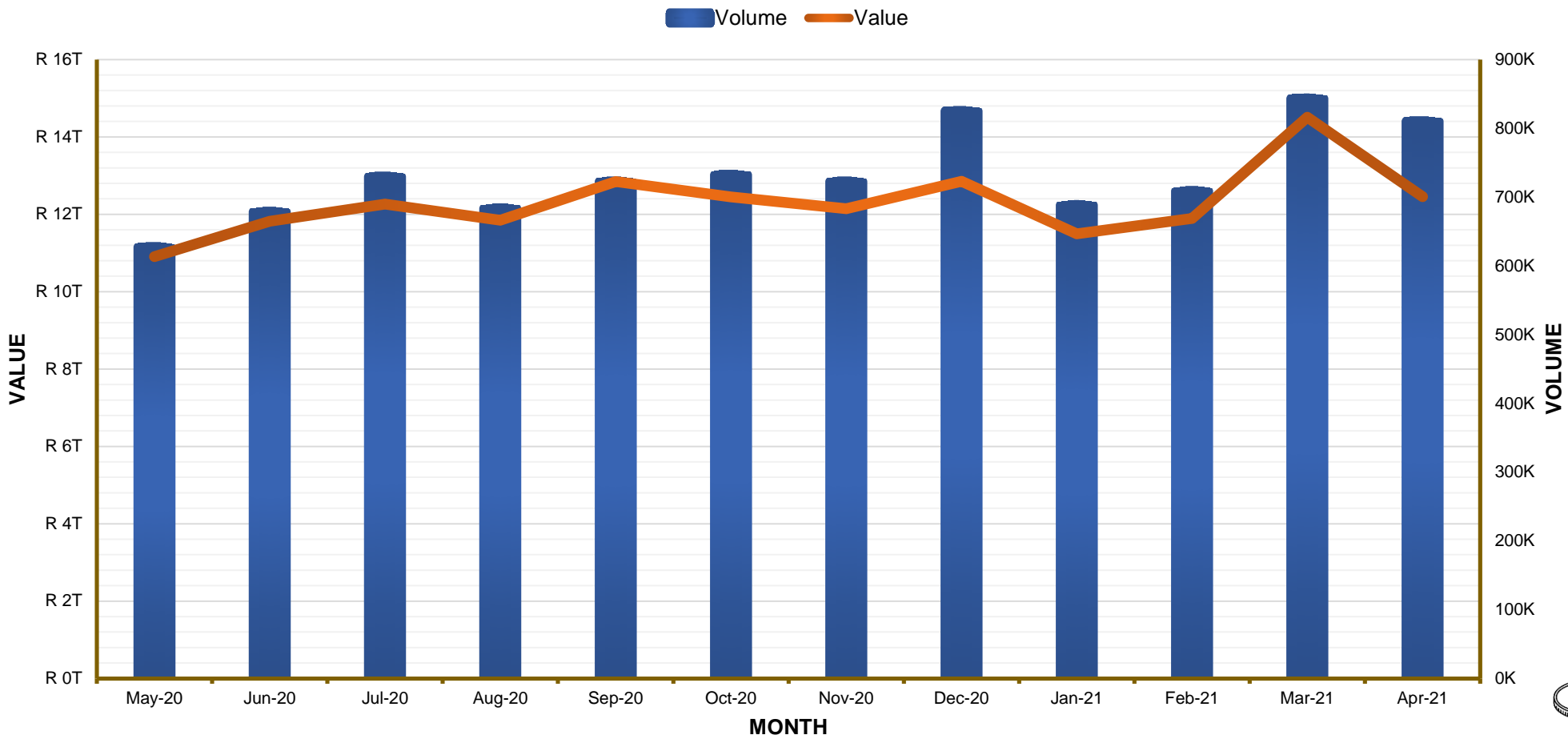
Retail Monthly Values and Volumes		
Month	Value	Volume
May-20	R 882,138,092,107.64	46,767
Jun-20	R 1,006,611,810,483.19	48,077
Jul-20	R 1,113,557,929,648.63	51,761
Aug-20	R 1,102,513,255,424.36	48,651
Sep-20	R 1,153,438,359,168.98	49,056
Oct-20	R 1,224,161,787,597.13	50,930
Nov-20	R 1,204,152,324,606.69	46,151
Dec-20	R 1,329,294,543,165.76	46,366
Jan-21	R 1,012,076,786,924.92	44,915
Feb-21	R 1,134,137,611,922.36	43,662
Mar-21	R 1,301,521,507,972.09	48,661
Apr-21	R 1,199,558,490,418.63	43,613
<b>Total</b>	<b>R 13,663,162,499,440.40</b>	<b>568,610</b>
<b>Average</b>	<b>R 1,138,596,874,953.36</b>	<b>47,384</b>





# Total Monthly Message Values and Volumes from May 2020 – April 2021

**SAMOS Message Values and Volumes**



Message Values and Volumes - Monthly		
Month	Value	Volume
May-20	R 10,906,055,670,416.30	626,913
Jun-20	R 11,822,058,219,705.40	678,216
Jul-20	R 12,266,099,197,500.50	729,460
Aug-20	R 11,844,337,321,924.60	682,981
Sep-20	R 12,843,757,284,148.80	722,115
Oct-20	R 12,446,665,002,625.10	731,964
Nov-20	R 12,147,830,404,306.80	722,224
Dec-20	R 12,855,301,563,249.10	824,836
Jan-21	R 11,495,752,430,298.40	688,114
Feb-21	R 11,894,162,612,644.20	708,636
Mar-21	R 14,509,067,819,227.00	842,908
Apr-21	R 12,454,410,334,064.60	809,898
<b>Total</b>	<b>R 147,485,497,860,111.00</b>	<b>8,768,265</b>
<b>Average</b>	<b>R 12,290,458,155,009.20</b>	<b>730,689</b>



Summarized totals		
Receiver	Volume	Value
RTL Total	759,788	R 10,312,893,022,029.50
Retail	43,613	R 1,199,558,490,418.63
Payment Cash Withdrawal/Deposit (KPSBV)	7,023	R 366,513,074,995.00
Payment Dematerialised MM Instrument (MPDEM)	3,688	R 199,749,697,570.69
Payment any Derivative Instrument (OPDER)	3,119	R 30,240,665,292.76
Rand Payments i.r.o FX Deals for CLS (SPCLS)	1,682	R 581,745,586,837.41
Payment any Money Market Product (MPMMI)	565	R 278,561,859,002.59
Daily BMA Settlements (SPBMA)	454	R 116,288,249,593.99
STRATE Planned Payments Confirmed on T+4 (SPLNY)	336	R 59,722,006,507.37
Settlement of Derivative Margin Calls (OSDMC)	145	R 15,209,373,822.06
STRATE Same Day Confirmed Settlements (SPLNN)	45	R 23,995,064,487.32