



RTGS Integrated Regional
Electronic Settlement System

SADC-RTGS Settlement Statistics and Indicators

May 2026



SADC-RTGS Main Indicators



In May 2026

The SADC-RTGS processed **146,334** transactions to the value of **ZAR 223.03 Billion**

Average number of transactions processed per day were **5,853** representing an average value of **ZAR 8.92 Billion**

The total number of transactions settled to date is **6,879,517** representing the transaction amount of **ZAR 19.64 Trillion***(USD 1,157.53 Billion/EUR 990.32 Billion)

Peak monthly volume of **183,013** transactions was in Oct 2024 and peak value of **ZAR 271.55 billion** was in Oct 2025

Total volume settled on the TCIB payments scheme was **294** transactions to the value of **ZAR 291,014,807.95**

Total number of participating countries: **15**

Regional Clearing and Settlement Operator (RCSO): **1**

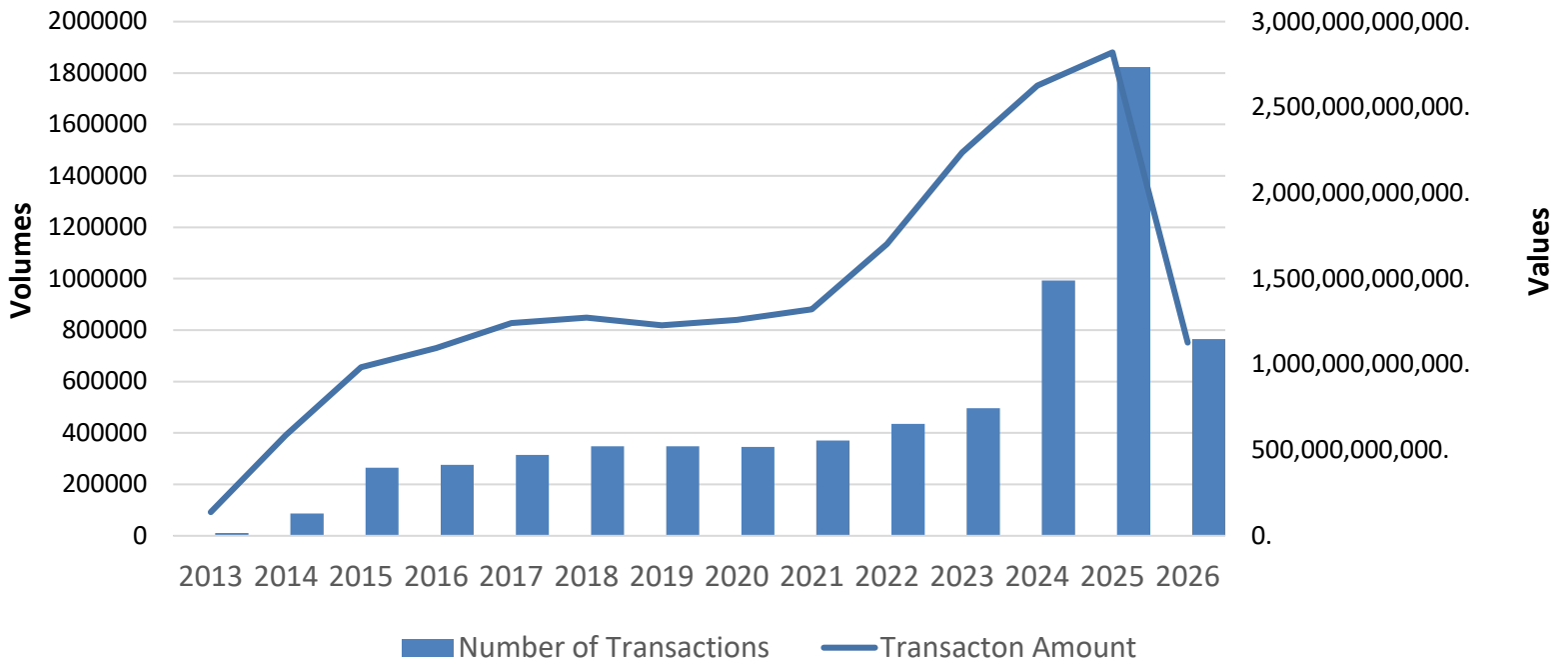
Total number of participating Banks (including central banks): **88**

Total number of TCIB Payment scheme participants: **8**

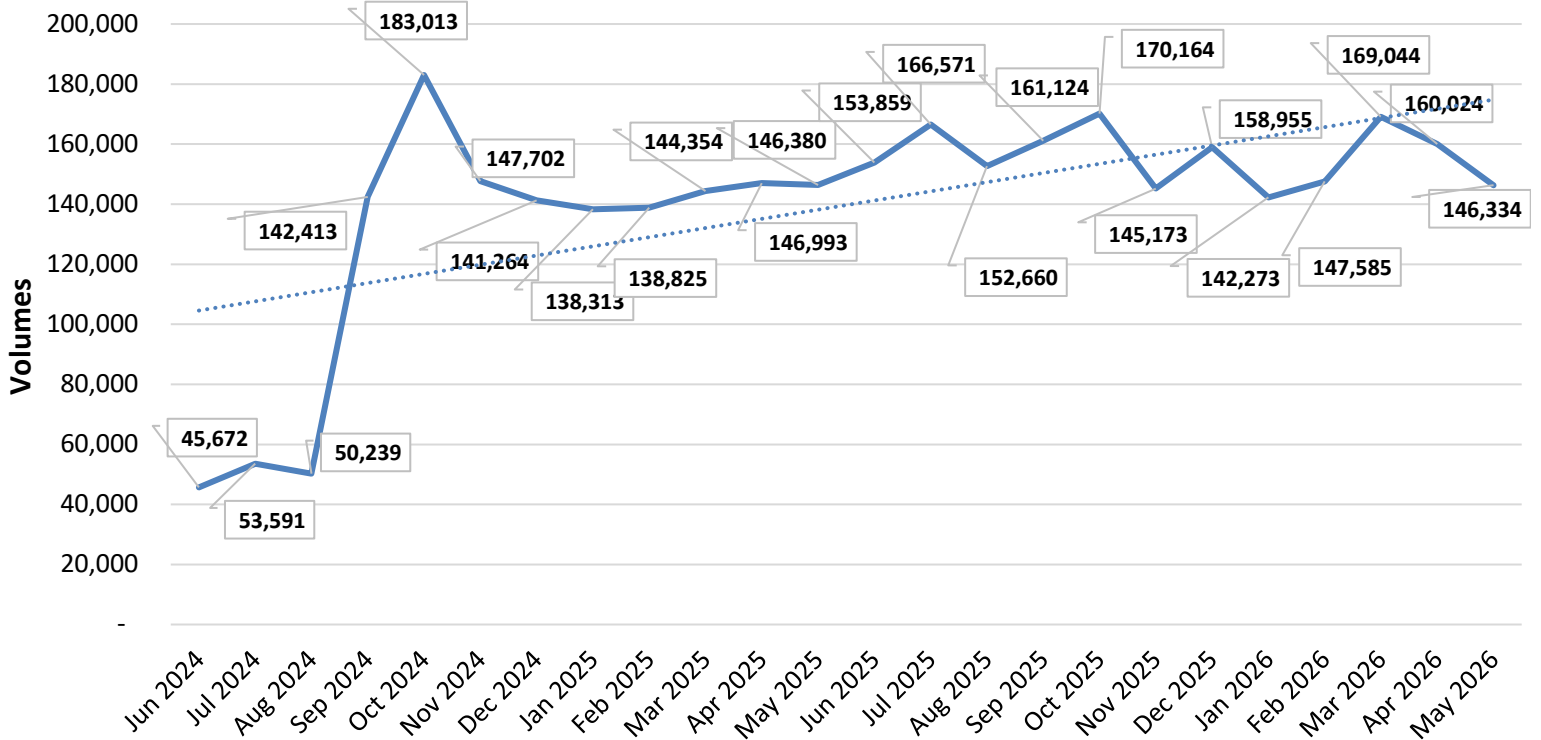


*USD/ZAR 1:16.2653 and EUR/ZAR 1:18.9304 exchange rate as at the 29th May 2026 (Rates as published on South African Reserve Bank Website)

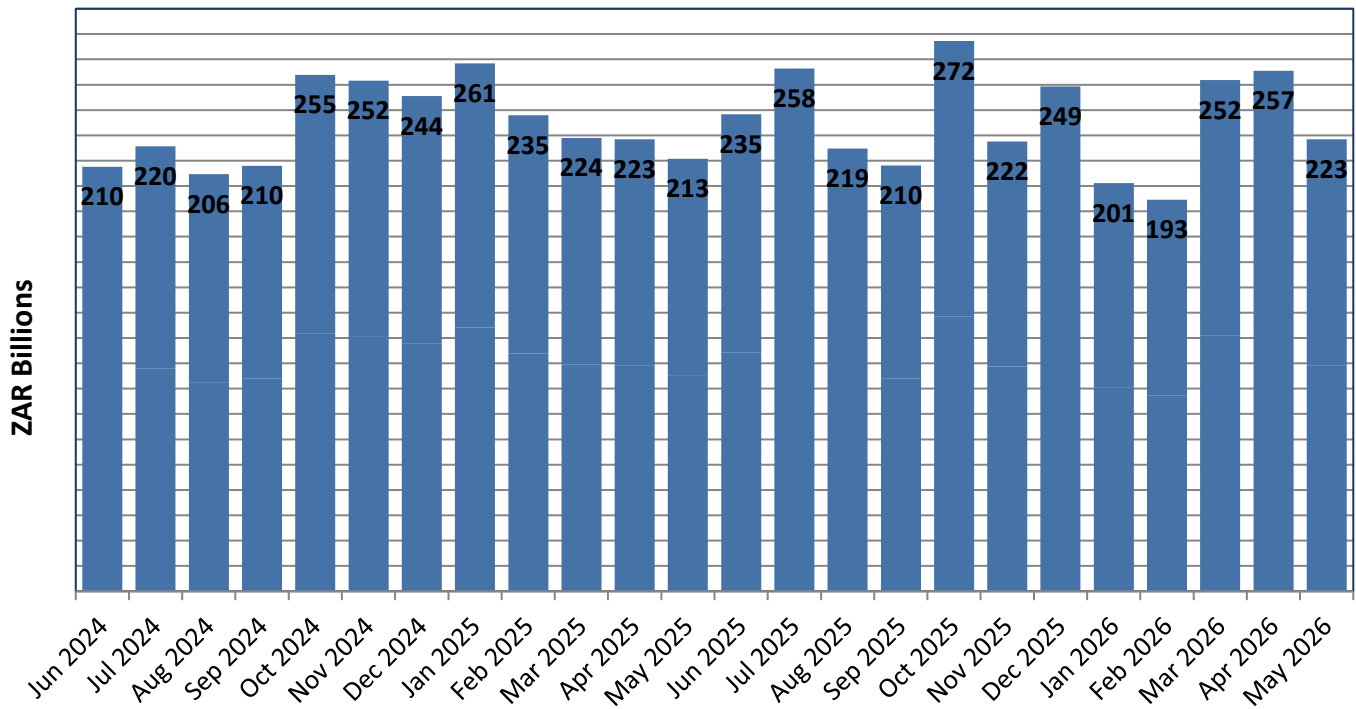
Total Value Volume settled since Inception



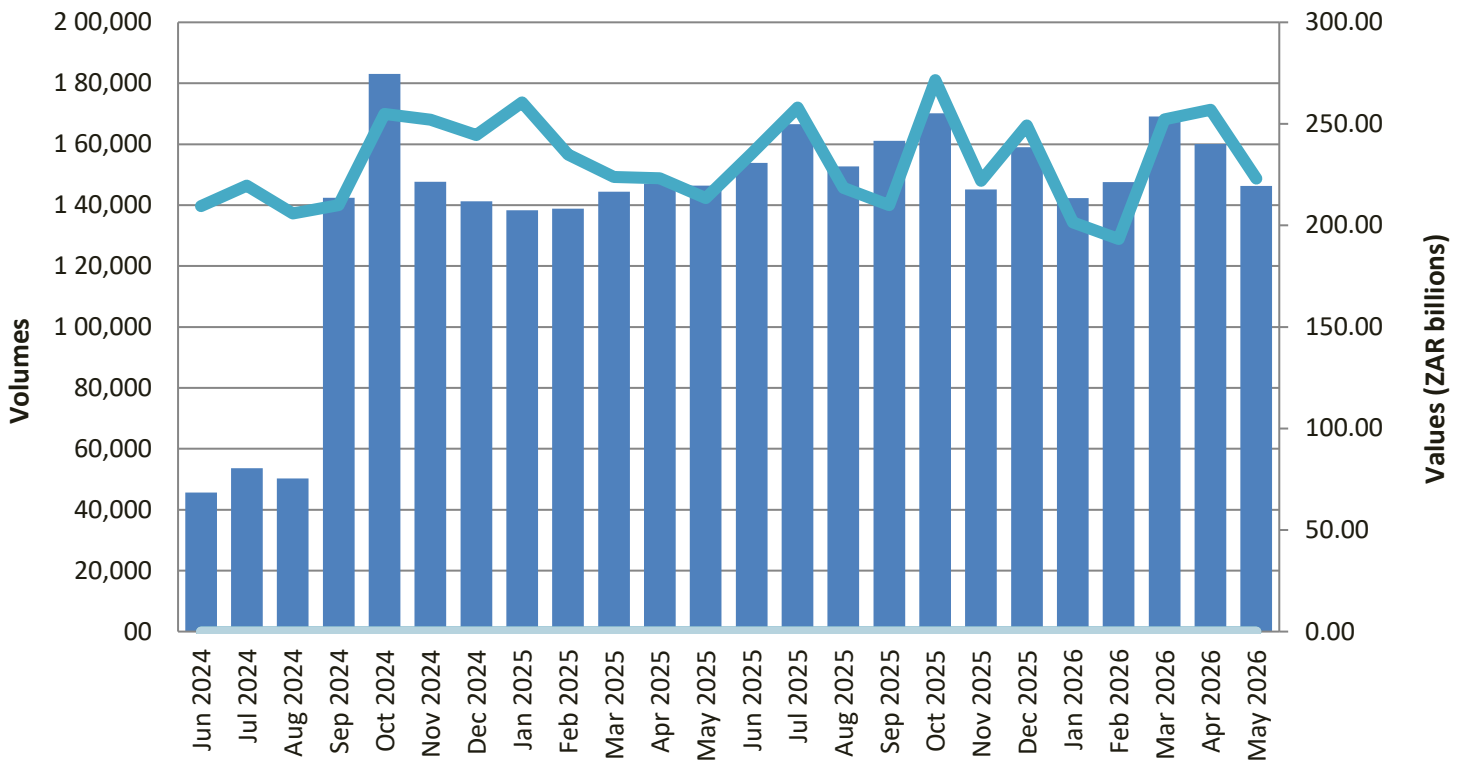
Total number of transactions settled: Last two years



Total value of transactions settled: Last two years



Volume vs Value of transactions settled: Last two years



Payments summary: Last six months

Month	Number of settlement cycle days	Number of settled transactions	Value of settled transactions (ZAR billions)	Average number of settled transactions per day	Average value of settled transactions per day (ZAR billions)
Dec-25	24	158,995	249.18	6,623	10.38
Jan-26	26	142,273	201.39	5,472	7.75
Feb-26	24	147,585	193.3	6,149	8.05
Mar-26	26	169,044	252.24	6,502	9.70
Apr-26	23	160,024	256.90	6,958	11.17
May-26	25	146,334	223.03	5,853	8.92

Overnight balances in SADC-RTGS: Last six months (daily averages)

Month	Number of participants with Balances kept overnight	Average Balances held by SARB per day (ZAR millions)	Average Balances held by Central Banks, excluding SARB (ZAR millions)	Average Balances held by commercial banks (ZAR millions)	Average Balances kept overnight in SADC-RTGS, excluding SARB (ZAR millions)
Dec-25	83	0.3	140.63	3,052.10	3,192.73
Jan-26	80	0.29	41.35	3,039.16	3,080.51
Feb-26	82	0.29	75.79	2,800.24	2,876.03
Mar-26	80	0.29	148.29	2,535.25	2,683.54
Apr-26	80	0.29	76.49	2,843.76	2,920.25
May-26	80	0.28	205.63	2,758.85	2,964.48

Transactions summary: Per country

Country	Number of participating banks, including Central Banks	Total volume of settled transactions	Total value of settled transactions (ZAR mil)
Angola	6	55	*0.003,770,64
Botswana	5	3,990	5,075.46
Eswatini	5	20,000	14,665.11
Lesotho	5	17,154	36,723.30
Madagascar	1	0	0.00
Malawi	9	1,293	561.30
Mauritius	3	169	2,179.54
Mozambique	6	199	675.53
Namibia	5	44,960	62,126.08
Seychelles	1	60	5.92
South Africa	9	52,234	98,704.68
Tanzania	6	143	17.60
DRC	3	8	*0.001,941,22
Zambia	10	5,723	2,141.21
Zimbabwe	14	346	153.23
Totals for SADC-RTGS	88	146,334	223,028.97

* To enhance clarity on settlement values, transactions below R1 million have been considered in the analysis, ensuring a more accurate representation of overall activity.

Volume/Value by Transaction Value Range

Transaction Value Range	Number of Instructions	Value of Instructions
0 – 5,000	55,821	97,920,135.05
5,001 - 15,000	23,886	221,776,941.11
15,000 - 50,000	26,208	785,426,973.32
50,001 - 500,000	29,084	4,771,869,011.51
500,001 - 50,000,000	10,740	43,677,337,883.32
50,000,001 - 150,000,000	296	27,687,660,722.18
150,000,000 +	299	145,786,974,865.92
Grand Total	146,334	223,028,966,532.41

Volume/Value by Number of Instructions

Transaction Value Range	Number of Instructions	Value of Instructions
50,000,001 - 150,000,000	296	27,687,660,722.18
150,000,000 +	299	145,786,974,865.92
500,001 - 50,000,000	10,740	43,677,337,883.32
5,001 - 15,000	23,886	221,776,941.11
15,000 - 50,000	26,208	785,426,973.32
50,001 - 500,000	29,084	4,771,869,011.51
0 – 5,000	55,821	97,920,135.05
Grand Total	146,334	223,028,966,532.41

Participants list per country



Angola

Banco Angolano de Investimentos SA (BAIPAOLU)
Banco BIC, SA (BCCBAOLU)
Banco De Negocios Internacional Angola (BNICAOLU)
Banco Nacional de Angola (BNANAOLU)
Banco Yetu (YETUAOLU)
CREDISUL Banco de Credito do Sul (CDTSAOLU)

Botswana

ABSA Bank Botswana (BARCBWGX)
Access Bank Botswana (FMBZBWGA)
First Capital Bank Botswana (FRCGBWGA)
First National Bank of Botswana PTY Ltd (FIRNBWGX)
Stanbic Bank Botswana Limited (SBICBWGX)

Democratic Republic of Congo

Banque Centrale du Congo (BCCGCDKS)
Equity Banque Commerciale du Congo (BCDCCDKI)
Raw Bank Limited (RAWBCDKI)

Eswatini

Central Bank of Eswatini (SWAZSZMB)
Eswatini Development and Savings Bank (SDSBSZMB)
First National Bank Of Eswatini (FIRNSZMX)
Nedbank Eswatini Limited (NESWSZMX)
Standard Bank Eswatini Limited (SBICSZMX)

Lesotho

Central Bank of Lesotho (CBLELSMX)
First National Bank of Lesotho Limited (FIRNLSMX)
Lesotho Post Bank (LESHLSMM)
Nedbank Lesotho Limited (NEDLLSMX)
Standard Lesotho Bank (SBICLSMX)

Madagascar

Banky-Foiben'i Madagasikara (REPUMGMG)

Malawi

CDH Investment Bank Limited (CDHIMWMW)
Centenary Bank (MBBCMWMW)
Ecobank Malawi Limited (ECOCMWMW)
FDH Financial Holdings (FDHFMWMW)
First Capital Bank Limited (FRCGMWMW)
NBS Bank Limited (NBSTMWMW)
National Bank of Malawi (NBMAMWMW)
Reserve Bank of Malawi (RBMAMWMW)
Standard Bank Limited (SBICMWMW)

Mauritius

Absa Bank Mauritius Limited (BARCMUMU)
Standard Bank Mauritius Limited (SBICMUMU)
The Mauritius Commercial Bank Limited (MCBLMUMU)

Mozambique

Absa Bank Mozambique (ABMZMZMA)
Access Bank Mozambique (ABNGMZMA)
FNB MOCAMBIQUE SA (FIRNMZMX)
NedBank Limited (UNICMZMX)
Mozabanco (MOZAMZMA)
Standard Bank Mozambique SA (SBICMZMX)

Namibia

Bank of Namibia (CBKNNANX)
Bank Windhoek Limited (BWLINANX)
First National Bank of Namibia Ltd (FIRNNANX)
Nedbank Namibia Limited (NEDSNANX)
Standard Bank Namibia Limited (SBNMNNANX)

Seychelles

Central Bank of Seychelles (SSCBSCSC)

South-Africa

ABSA Bank Limited (ABSAZAJJ)
Access Bank Limited (BATHZAJJ)
PayInc (BKSVZAJJ)
Citibank South Africa (CITIZAJX)
FirstRand Bank Limited (FIRNZAJJ)
Investec Bank Limited (IVESZAJJ)
Nedbank Ltd (NEDSZAJJ)
South African Reserve Bank (SARBZAJJ)
Standard Bank of South Africa Limited (SBZAZAJJ)
Standard Chartered Bank - Johannesburg Branch (SCBLZAJJ)

Tanzania

Absa Bank Tanzania Limited (BARCTZTZ)
Ecobank Tanzania Limited (ECOCTZTZ)
Equity Bank Tanzania (EQBLTZTZ)
National Bank of Commerce Limited (NLGBTZTX)
STANBIC Bank Tanzania Limited (SBICTZTX)
Standard Chartered Bank Tanzania Ltd (SCBLTZTX)

Zambia

Absa Bank Zambia PLC (BARCZMLX)
Access Bank (AZAMZMLU)
Bank of Zambia (BAZAZMLU)
Ecobank Zambia Limited (ECOCZMLU)
First National Bank Zambia Limited (FIRNZMLX)
Indo Zambia Bank Limited (INZAZMLX)
Stanbic Bank Zambia Limited (SBICZMLX)
Standard Chartered Bank Zambia Plc (SCBLZMLX)
Zambia Industrial Commercial Bank (ZICBZMLU)
Zambia National Commercial Bank PLC (ZNCOZMLU)

Zimbabwe

African Banking Corporation of Zimbabwe Limited (FMBZZWHX)
AFC Commercial Bank Limited (AGRZZWHA)
CBZ Bank Limited (COBZZWHA)
Central Africa Building Society (CABSZWHA)
Ecobank Zimbabwe Limited (ECOCZWHX)
FBC Bank Limited (FBPZZWHA)
FirstCapital Bank (BARCZWHX)
METBANK Limited Zimbabwe (MBOZZWHA)
NMB Bank Limited (NMBLZWHX)
Nedbank Zimbabwe Limited (MBCAZWHX)
Peoples Own Savings Bank (PWSBZWHX)
STANBIC Bank (SBICZWHX)
Steward Bank Limited (STBLZWHX)
ZB Bank (ZBCOZWHX)



RTGS

Integrated Regional
Electronic Settlement System



Telephone no: +27 123134622
SADC-RTGS-CSC@resbank.co.za

