



Settlement Statistics and Indicators



RTGS Integrated Regional
Electronic Settlement System



September 2024



SADC-RTGS Main Indicators

In September 2024

SADC-RTGS processed 142,413 transactions to the value of ZAR 210.02 Billion

Average number of transactions processed per day were 7,121 representing the average value of ZAR 10.5 Billion

Total number of transactions settled to date is 3,818,907 representing the Transaction Amount of ZAR 14.94 Trillion*

***(USD 873.21 Billion/EUR 780.04 Billion)**

Peak monthly volume of 142,413 transactions was in Sep 2024 and peak value of ZAR 222.54 Billion was in Nov 2023

Total Volume settled on the TCIB payment scheme was 46 transactions to the value of ZAR 642,946.15

Total Number of participating countries: 15

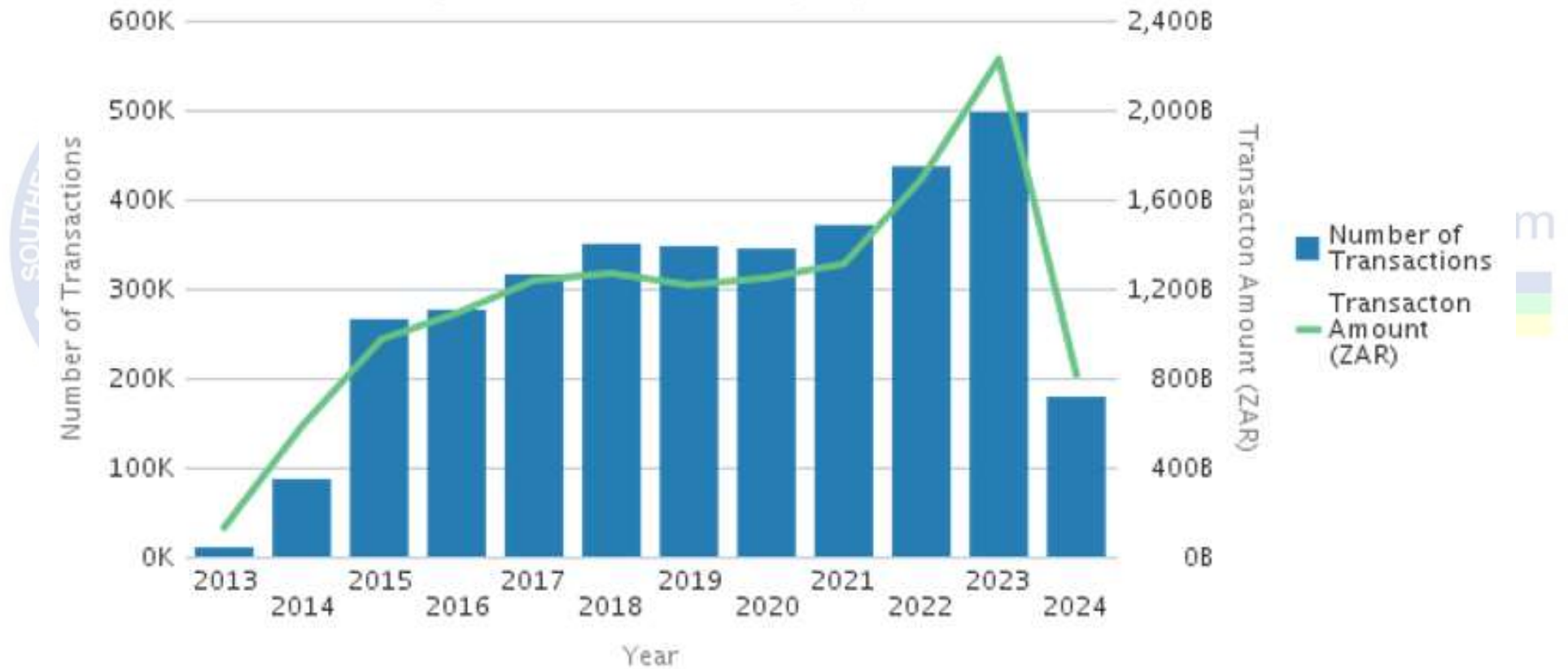
Total Number of participating Banks (including central banks): 88

USD/ZAR 1:17.1136 and EUR/ZAR 1:19.1578 exchange rate as at end of September 2024 (Rates as published on South African Reserve Bank Website)

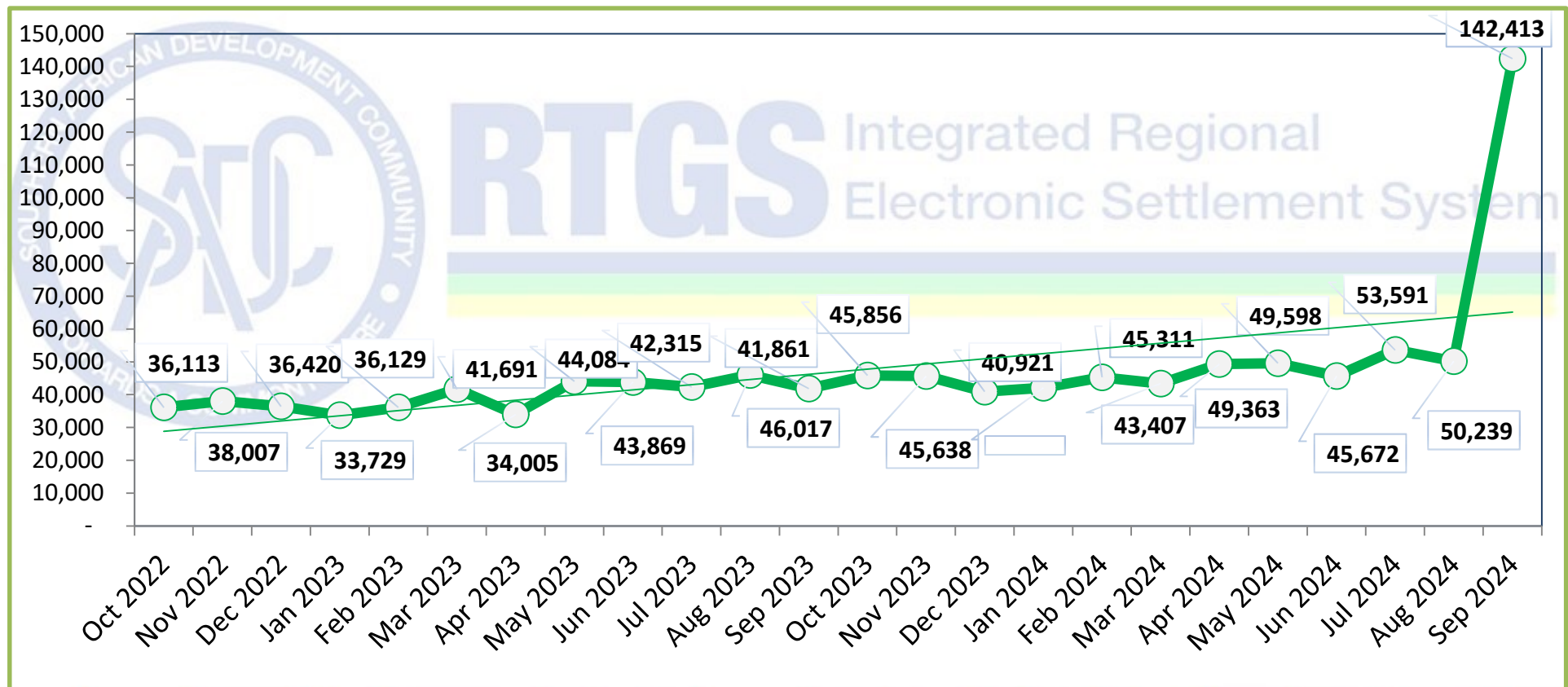


Year-to-year Value Volume

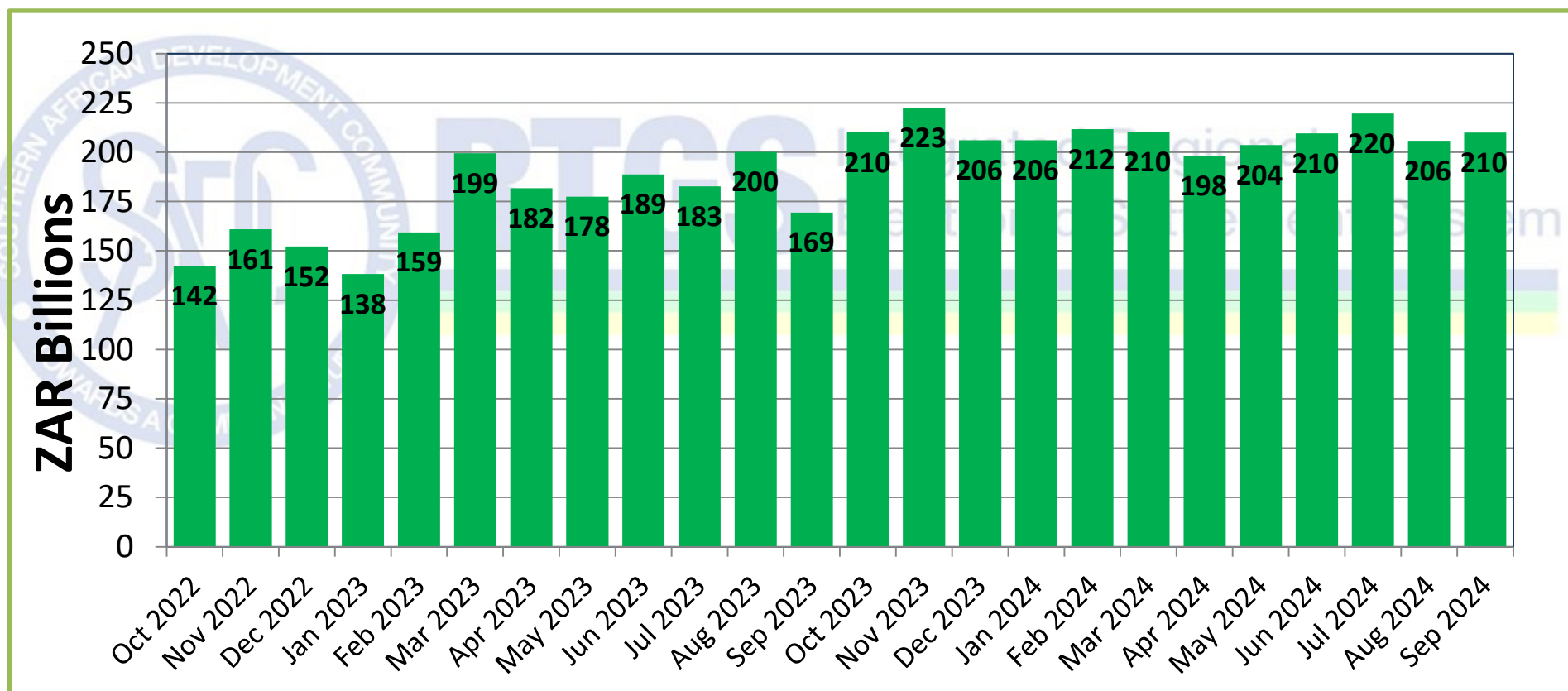
Number of Transactions, Transaction Amount (ZAR)



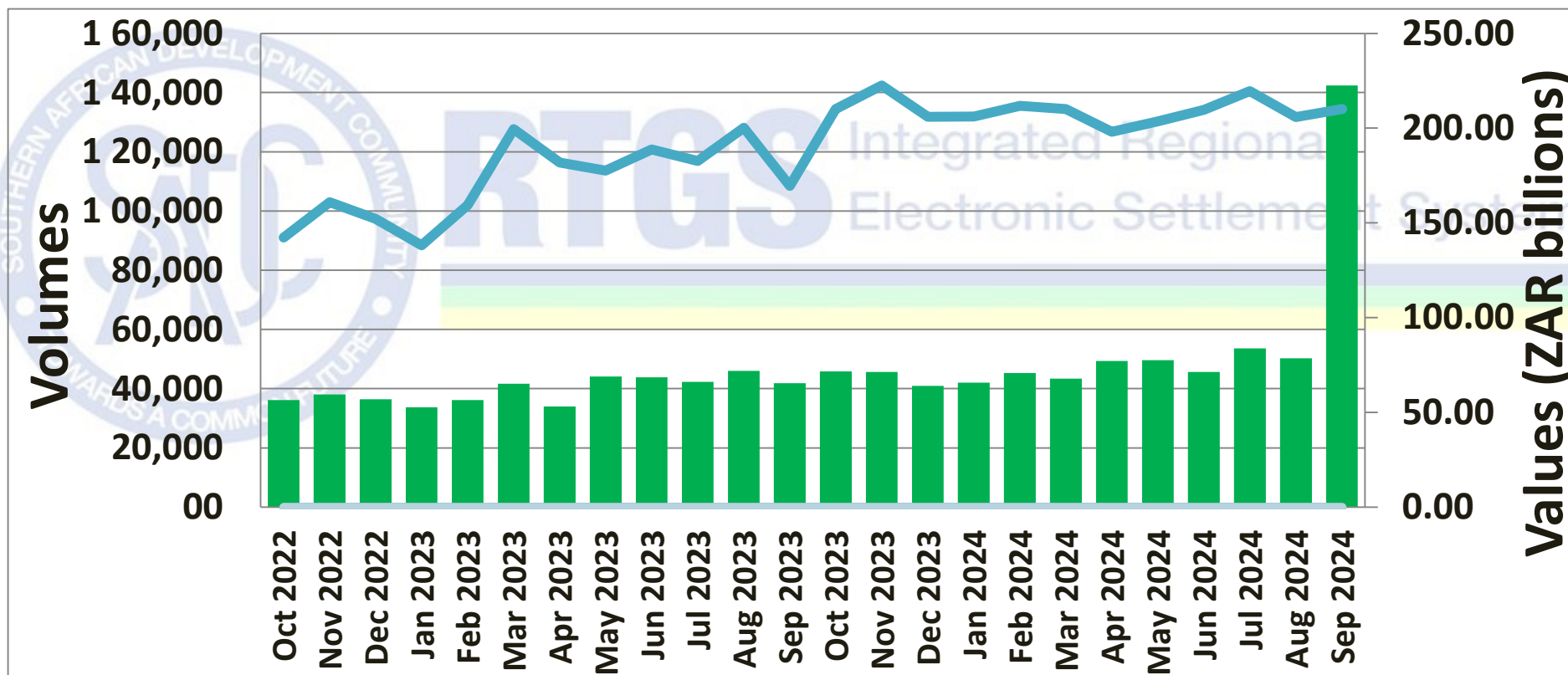
Total number of transactions settled



Total Value of transactions settled



Volume vs Value of transactions settled



Payments Summary: Last six months

Month	Number of Cycle days	Payments			
		Number of settled transactions	Value of settled transactions (ZAR billions)	Average number of settled transactions per day	Average value of settled transactions (ZAR billions)
Apr 2024	21	49,363	198.06	2,351	9.43
May 2024	22	49,597	203.60	2,254	9.25
Jun 2024	19	45,672	209.57	2,404	11.03
Jul 2024	23	53,591	219.56	2,330	9.55
Aug 2024	21	50,239	205.82	2,392	9.80
Sep 2024	20	142,413	210.02	7,121	10.50



Overnight balances in SADC-RTGS: Last six months (daily averages)

Month	Number of Banks	Central Banks		Totals	
		Balances held by SARB (ZAR millions)	Balances held by Central Banks, excluding SARB (ZAR millions)	Balances held by commercial banks (ZAR millions)	Balances kept overnight in SADC-RTGS, excluding SARB (ZAR millions)
Apr 2024	80	195.07	75.51	2511.77	2587.28
May 2024	79	0.04	82.57	2017.79	2100.37
Jun 2024	82	575.40	93.98	2244.90	2338.88
Jul 2024	79	69.91	47.17	1880.92	1928.09
Aug 2024	79	53.36	75.75	2228.27	2304.03
Sep 2024	79	186.06	98.65	1,962.29	2,060.95



Transactions Summary: Per country

Country	Number of participating banks, including Central Banks	Total number of settled transactions	Total value of settled transactions (ZAR mil)
Total for Angola	6	46	0.00
Total for Botswana	4	4,748	8,934.58
Total for DRC	3	4	0.00
Total for Eswatini	5	22,917	14,719.69
Total for Lesotho	5	11,801	31,227.63
Total for Madagascar	1	-	-
Total for Malawi	9	1,425	360.14
Total for Mauritius	3	164	8,383.63
Total for Mozambique	6	197	403.25
Total for Namibia	5	43,296	50,512.54
Total for Seychelles	1	45	0.54
Total for South Africa	10	53,430	93,979.88
Total for Tanzania	6	140	36.01
Total for Zambia	10	3,895	922.17
Total for Zimbabwe	14	305.0	538.3
Total for SADC RTGS	88	142,413	210,018.41



Volume/Value by Transaction Value Range

Transaction Value range	Number of Instructions	Value of Instructions
0 - 5,000	67,295	112,887,160.56
5,001 - 15,000	23,327	214,340,579.05
15,000 - 50,000	20,770	599,611,571.65
50,001 - 500,000	21,424	3,462,359,671.49
500,001 - 50,000,000	8,997	46,055,171,431.61
50,000,001 - 150,000,000	315	27,905,287,223.43
150,000,000 +	285	131,668,747,534.61
Grand Total	142,413	210,018,405,172.40



Volume/Value by Number of Instructions

Transaction Value range	Number of Instructions	Value of Instructions
0 - 5000	67,295	112,887,160.56
5001 - 15000	23,327	214,340,579.05
50001 - 500000	21,424	3,462,359,671.49
15000 - 50000	20,770	599,611,571.65
500001 - 50000000	8,997	46,055,171,431.61
50000001 - 150000000	315	27,905,287,223.43
150000000 +	285	131,668,747,534.61
Grand Total	142,413	210,018,405,172.40



Participants List Per Country

Angola

Banco Angolano de Investimentos SA (BAIPAOLU)
 Banco BIC, SA (BCCBAOLU)
 Banco De Negocios Internacional Angola(BNICAOLU)
 Banco Yetu (YETUAOLU)
 CREDISUL Banco de Credito do Sul (CDTSAOLU)

Botswana

Access Bank Botswana
 First Capital Bank Bostwana
 First National Bank of Botswana PTY Ltd (FIRNBWGX)
 Stanbic Bank Botswana Limited (SBICBWGX)

Eswatini

Central Bank of Eswatini (SWAZSZMB)
 Eswatini Development and Savings Bank (SDSBSZMB)
 First National Bank Of Swaziland (FIRNSZMX)
 Nedbank Swaziland Limited (NESWSZMX)
 Standard Bank Swaziland LTD (SBICSZMX)

Democratic Republic of Congo

Banque Centrale du Congo (BCCGCDKS)
 Raw Bank Limited (RAWBCDKI)
 Equity Banque Commerciale du Congo (BCDCCDKI)

Lesotho

Central Bank of Lesotho (CBLELSMX)
 First National Bank of Lesotho Limited (FIRNLSMX)
 Lesotho Post Bank (LESHLSMM)
 Nedbank Lesotho Limited (NEDLLSMX)
 Standard Lesotho Bank (SBICLSMX)

Mauritius

Absa Bank Mauritius Limited (BARCMUMU)
 Standard Bank Mauritius Limited (SBICMUMU)
 The Mauritius Commercial Bank Limited (MCBLMUMU)

Seychelles

Central Bank of Seychelles (SSCBSCSC)

Madagascar

Banky-Foiben'I Madagasikara (REPUMGMG)

Mozambique

Absa Bank Mozambique (ABMZMZMA)
 Access Bank Mozambique
 Banco_MAIS Mocambicano (MAISMZMA)
 FNB MOCAMBIQUE SA (FIRNMZMX)
 NedBank Limited (UNICMZMX)
 Mozabanco (MOZAMZMA)
 Standard Bank Mozambique SA (SBICMZMX)

Malawi

CDH Investment Bank Limited (CDHIMWMW)
 Ecobank Malawi Limited (ECOCMWMW)
 FDH Financial Holdings (FDHFMWMW)
 First Capital Bank Limited (FRCGMWMW)
 Centenary Bank (MBBCMWMW)
 NBS Bank Limited (NBSTMWMW)
 National Bank of Malawi (NBMAMWMW)
 Reserve Bank of Malawi (RBMAMWMW)
 Standard Bank Limited (SBICMWMX)

Namibia

Bank Windhoek Limited (BWLINANX)
 Bank of Namibia (CBKNNANX)
 First National Bank of Namibia Ltd (FIRNNANX)
 Nedbank Namibia Limited (NEDSNANX)
 Standard Bank Namibia Limited (SBNMNANX)



Participants List Per Country

South-Africa

ABSA Bank Limited (ABSAZAJJ)
Access Bank Limited
BankServ Africa (BKSVAJJS)
Citibank South Africa (CITIZAJX)
FirstRand Bank Limited (FIRNZAJJ)
HSBC Bank Plc - Johannesburg Branch(HSBCZAJJ)
Investec Bank Limited (IVESZAJJ)
Nedbank Ltd(NEDSZAJJ)
South African Reserve Bank (SARBZAJJ)
Standard Bank of South Africa Limited (SBZAZAJJ)
Standard Chartered Bank - Johannesburg Branch (SCBLZAJJ)

Zambia

Absa Bank Zambia PLC (BARCZMLX)
Access Bank (AZAMZMLU)
Bank of Zambia (BAZAZMLU)
Ecobank Zambia Limited (ECOCZMLU)
Finance Bank Zambia Limited(ZFBAZMLU)
First National Bank Zambia Limited (FIRNZMLX)
Stanbic Bank Zambia Limited (SBICZMLX)
Standard Chartered Bank Zambia Plc (SCBLZMLX)
Zambia Industrial Commercial Bank (ZICBZMLU)
Zambia National Commercial Bank PLC (ZNCOZMLU)

Tanzania

Absa Bank Tanzania Limited (BARCTZTZ)
Ecobank Tanzania Limited (ECOCTZTZ)
Equity Bank Tanzania (EQBLTZTZ)
National Bank of Commerce Limited (NBMAMWMMW)
STANBIC Bank Tanzania Limited (SBICTZTX)
Standard Chartered Bank Tanzania Ltd (SCBLTZTX)

Zimbabwe

African Banking Corporation of Zimbabwe Limited (FMBZZWHX)
AFC Commercial Bank Limited (AGRZZWHA)
CBZ Bank Limited (COBZZWHA)
Central Africa Building Society (CABSZWHA)
Ecobank Zimbabwe Limited (ECOCZWHX)
FBC Bank Limited (FBCPZWHA)
FirstCapital Bank (BARCZWHX)
METBANK Limited Zimbabwe (MBOZZWHA)
NMB Bank Limited (NMBLZWHX)
Nedbank Zimbabwe Limited (MBCAZWHX)
Peoples Own Savings Bank (PWSBZWHX)
STANBIC Bank (SBICZWHX)
Steward Bank Limited (STBLZWHX)
ZB Bank (ZBCOZWHX)

