



Settlement Statistics and Indicators



RTGS Integrated Regional
Electronic Settlement System



October 2024



SADC-RTGS Main Indicators

In October 2024

SADC-RTGS processed 183,013 transactions to the value of ZAR 254.86 Billion

Average number of transactions processed per day were 7,957 representing the average value of ZAR 11.08 Billion

Total number of transactions settled to date is 4,001,920 representing the Transacton Amount of ZAR 15.2 Trillion*

***(USD 888.1 Billion/EUR 793.34 Billion)**

Peak monthly volume of 183,013 transactions was in Oct 2024 and peak value of ZAR 254.86 Billion was in Oct 2024

Total Volume settled on the TCIB payment scheme was 231 transactions to the value of ZAR 135,997,452.70

Total Number of participating countries: 15

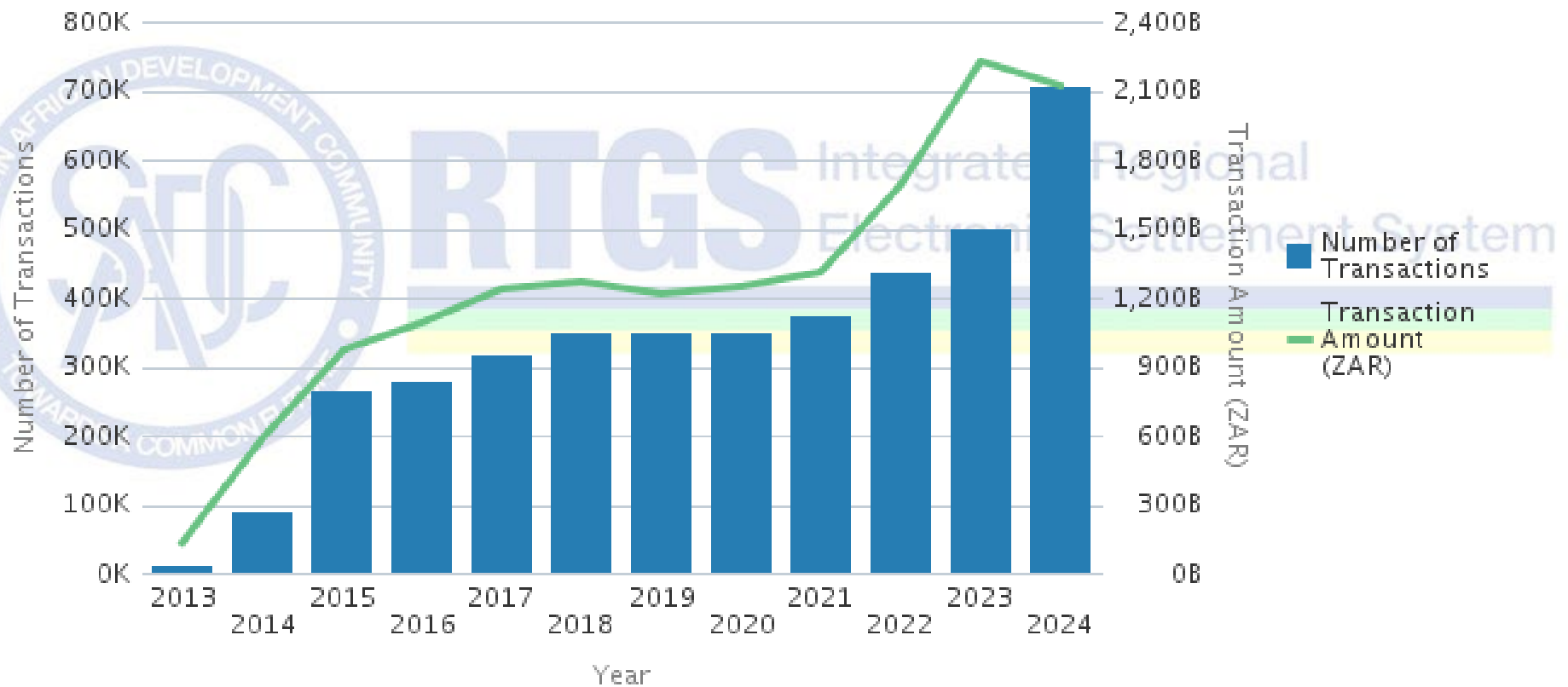
Total Number of participating Banks (including central banks): 88

USD/ZAR 1:17.1136 and EUR/ZAR 1:19.1578 exchange rate as at end of October 2024 (Rates as published on South African Reserve Bank Website)

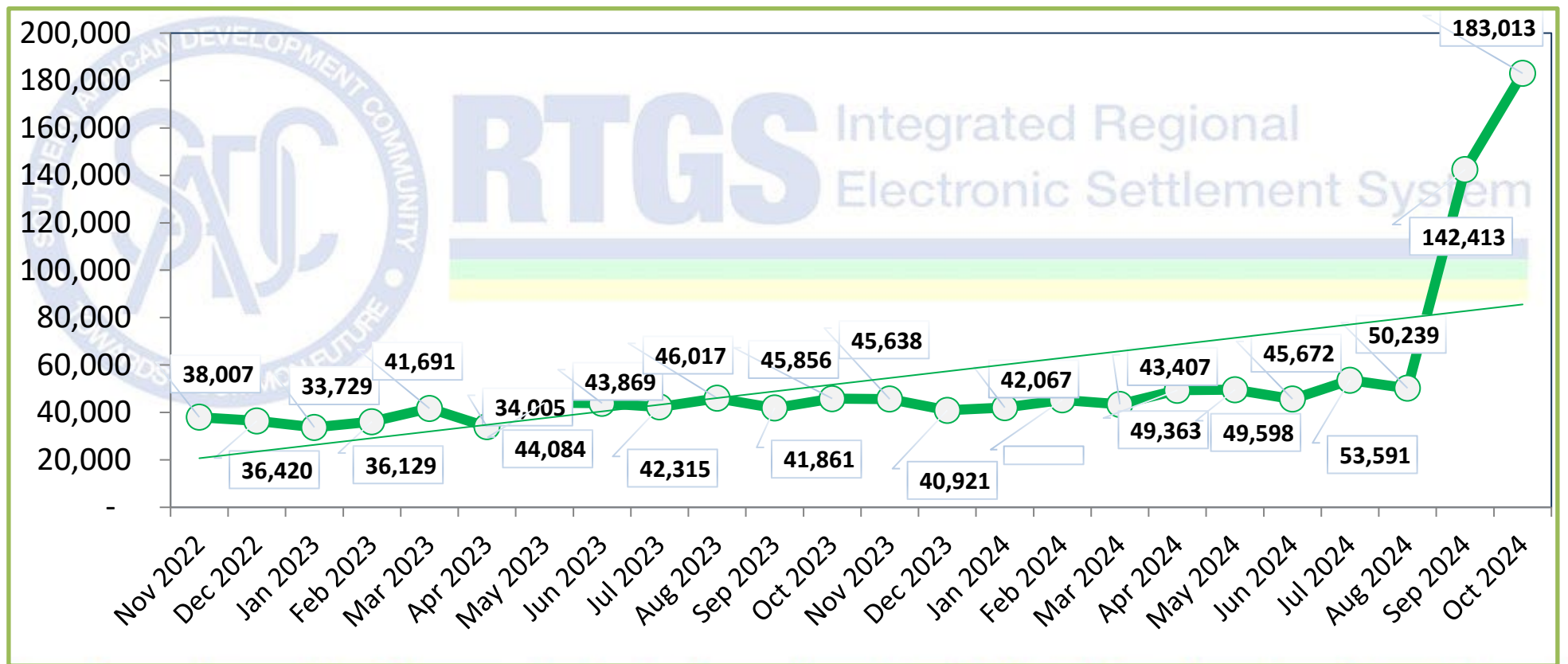


Year-to-year Value Volume

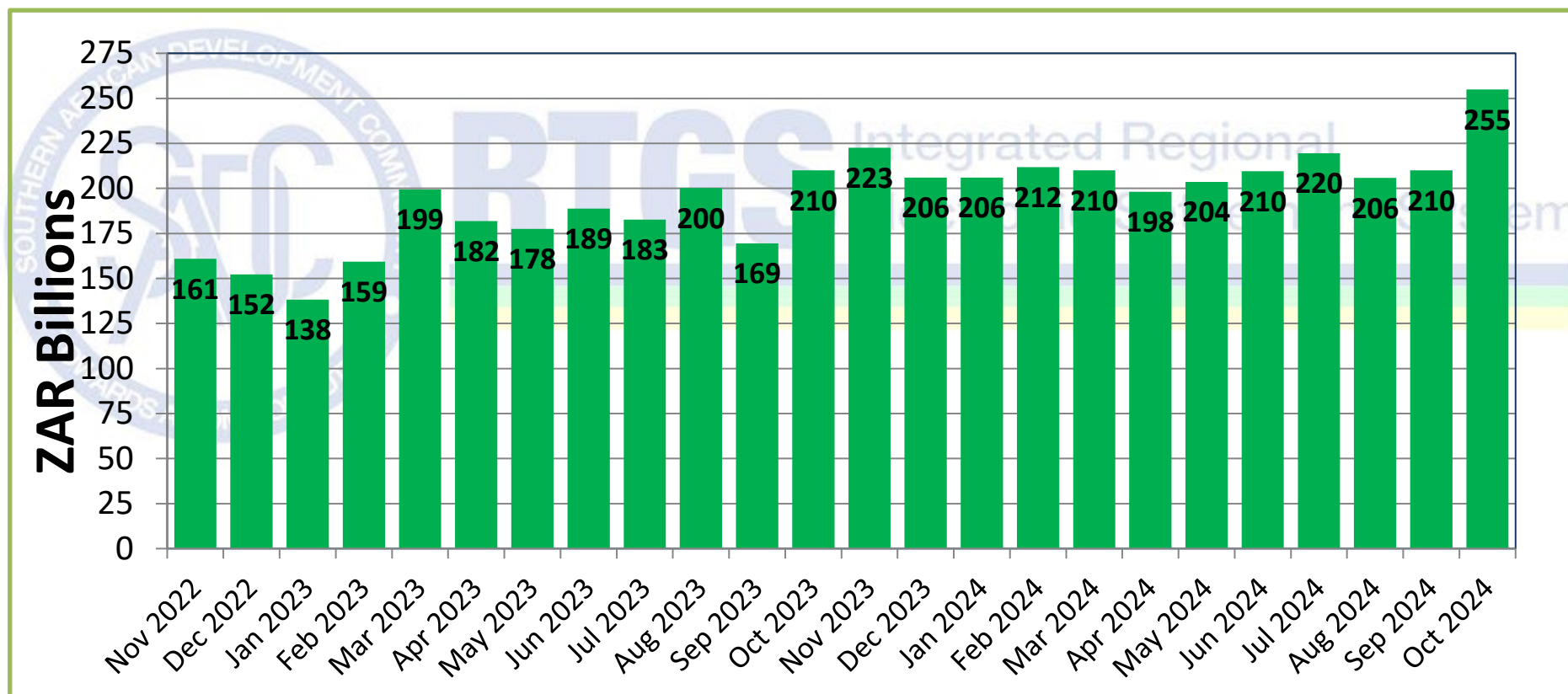
Number of Transactions, Transaction Amount (ZAR)



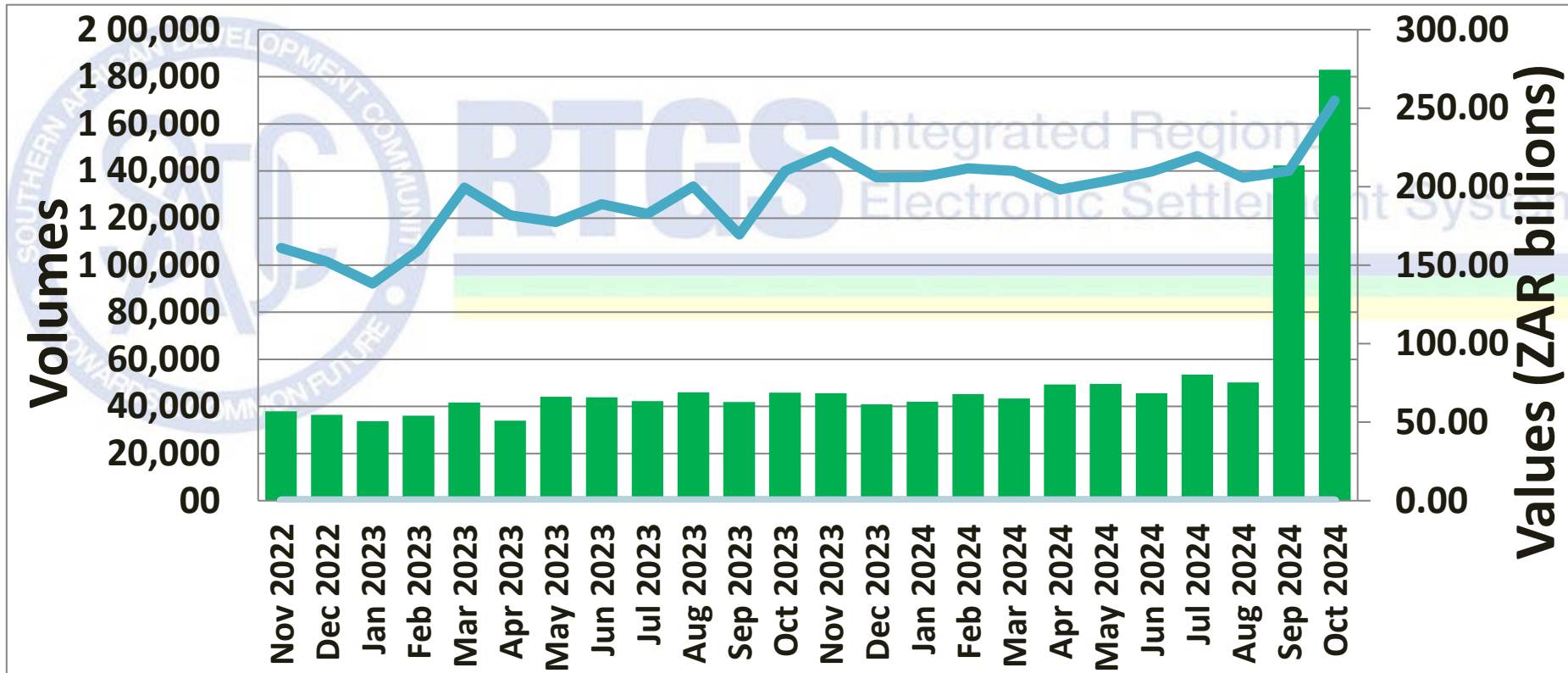
Total number of transactions settled



Total Value of transactions settled



Volume vs Value of transactions settled



Payments Summary: Last six months

Month	Number of Cycle days	Payments			
		Number of settled transactions	Value of settled transactions (ZAR billions)	Average number of settled transactions per day	Average value of settled transactions (ZAR billions)
May 2024	22	49,597	203.60	2,254	9.25
Jun 2024	19	45,672	209.57	2,404	11.03
Jul 2024	23	53,591	219.56	2,330	9.55
Aug 2024	21	50,239	205.82	2,392	9.80
Sep 2024	20	142,413	210.02	7,121	10.50
Oct 2024	23	183,013	254.86	7,957	11.08



Overnight balances in SADC-RTGS: Last six months (daily averages)

Month	Number of Banks	Central Banks		Totals	
		Balances held by SARB (ZAR millions)	Balances held by Central Banks, excluding SARB (ZAR millions)	Balances held by commercial banks (ZAR millions)	Balances kept overnight in SADC-RTGS, excluding SARB (ZAR millions)
May 2024	79	0.04	82.57	2017.79	2100.37
Jun 2024	82	575.40	93.98	2244.90	2338.88
Jul 2024	79	69.91	47.17	1880.92	1928.09
Aug 2024	79	53.36	75.75	2228.27	2304.03
Sep 2024	79	186.06	98.65	1962.29	2060.95
Oct 2024	80	168.14	88.38	2,068.21	2,156.59



Transactions Summary: Per country

Country	Number of participating banks, including Central Banks	Total number of settled transactions	Total value of settled transactions (ZAR mil)
Total for Angola	6	51	0.00
Total for Botswana	4	4,887	11,046.87
Total for DRC	3	6	0.00
Total for Eswatini	5	28,052	25,946.66
Total for Lesotho	5	14,074	32,018.42
Total for Madagascar	1	-	-
Total for Malawi	9	1,412	408.36
Total for Mauritius	3	164	4,783.41
Total for Mozambique	6	218	302.04
Total for Namibia	5	65,834	65,396.10
Total for Seychelles	1	53	2.68
Total for South Africa	10	63,662	112,941.01
Total for Tanzania	6	162	59.77
Total for Zambia	10	4,096	1,506.13
Total for Zimbabwe	14	342.0	452.5
Total for SADC RTGS	88	183,013	254,863.97



Volume/Value by Transaction Value Range

Transaction Value range	Number of Instructions	Value of Instructions
0 - 5,000	75,949	141,352,792.74
5,001 - 15,000	32,397	298,010,749.42
15,000 - 50,000	31,058	904,348,661.24
50,001 - 500,000	31,157	4,989,113,861.98
500,001 - 50,000,000	11,728	52,051,863,812.20
50,000,001 - 150,000,000	342	31,469,109,880.87
150,000,000 +	382	165,010,168,075.93
Grand Total	183,013	254,863,967,834.38



Volume/Value by Number of Instructions

Transaction Value range	Number of Instructions	Value of Instructions
0 - 5000	75,949	141,352,792.74
5001 - 15000	32,397	298,010,749.42
50001 - 500000	31,157	4,989,113,861.98
15000 - 50000	31,058	904,348,661.24
500001 - 50000000	11,728	52,051,863,812.20
150000000 +	382	165,010,168,075.93
50000001 - 150000000	342	31,469,109,880.87
Grand Total	183,013	254,863,967,834.38



Participants List Per Country

Angola

Banco Angolano de Investimentos SA (BAIPAOLU)
 Banco BIC, SA (BCCBAOLU)
 Banco De Negocios Internacional Angola(BNICAOLU)
 Banco Yetu (YETUAOLU)
 CREDISUL Banco de Credito do Sul (CDTSAOLU)

Botswana

Access Bank Botswana
 First Capital Bank Botswana
 First National Bank of Botswana PTY Ltd (FIRNBWGX)
 Stanbic Bank Botswana Limited (SBICBWGX)

Eswatini

Central Bank of Eswatini (SWAZSZMB)
 Eswatini Development and Savings Bank (SDSBSZMB)
 First National Bank Of Swaziland (FIRNSZMX)
 Nedbank Swaziland Limited (NESWSZMX)
 Standard Bank Swaziland LTD (SBICSZMX)

Democratic Republic of Congo

Banque Centrale du Congo (BCCGCDKS)
 Raw Bank Limited (RAWBCDKI)
 Equity Banque Commerciale du Congo (BCDCCDKI)

Lesotho

Central Bank of Lesotho (CBLELSMX)
 First National Bank of Lesotho Limited (FIRNLSMX)
 Lesotho Post Bank (LESHLSMM)
 Nedbank Lesotho Limited (NEDLLSMX)
 Standard Lesotho Bank (SBICLSMX)

Mauritius

Absa Bank Mauritius Limited (BARCMUMU)
 Standard Bank Mauritius Limited (SBICMUMU)
 The Mauritius Commercial Bank Limited (MCBLMUMU)

Seychelles

Central Bank of Seychelles (SSCBSCSC)

Madagascar

Banky-Foiben'I Madagasikara (REPUMGMG)

Mozambique

Absa Bank Mozambique (ABMZMZMA)
 Access Bank Mozambique
 Banco_MAIS Mocambicano (MAISMZMA)
 FNB MOCAMBIQUE SA (FIRNMZMX)
 NedBank Limited (UNICMZMX)
 Mozabanco (MOZAMZMA)
 Standard Bank Mozambique SA (SBICMZMX)

Malawi

CDH Investment Bank Limited (CDHIMWMW)
 Ecobank Malawi Limited (ECOCMWMW)
 FDH Financial Holdings (FDHFMWMW)
 First Capital Bank Limited (FRCGMWMW)
 Centenary Bank (MBBCMWMW)
 NBS Bank Limited (NBSTMWMW)
 National Bank of Malawi (NBMAMWMW)
 Reserve Bank of Malawi (RBMAMWMW)
 Standard Bank Limited (SBICMWMX)

Namibia

Bank Windhoek Limited (BWLINANX)
 Bank of Namibia (CBKNNANX)
 First National Bank of Namibia Ltd (FIRNNANX)
 Nedbank Namibia Limited (NEDSNANX)
 Standard Bank Namibia Limited (SBNMNANX)



Participants List Per Country

South-Africa

ABSA Bank Limited (ABSAZAJJ)
Access Bank Limited
BankServ Africa (BKSZVZAJ)
Citibank South Africa (CITIZAJX)
FirstRand Bank Limited (FIRNZAJJ)
HSBC Bank Plc - Johannesburg Branch(HSBCZAJJ)
Investec Bank Limited (IVESZAJJ)
Nedbank Ltd(NEDSZAJJ)
South African Reserve Bank (SARBZAJJ)
Standard Bank of South Africa Limited (SBZAZAJJ)
Standard Chartered Bank - Johannesburg Branch (SCBLZAJJ)

Zambia

Absa Bank Zambia PLC (BARCZMLX)
Access Bank (AZAMZMLU)
Bank of Zambia (BAZAZMLU)
Ecobank Zambia Limited (ECOCZMLU)
Finance Bank Zambia Limited(ZFBAZMLU)
First National Bank Zambia Limited (FIRNZMLX)
Stanbic Bank Zambia Limited (SBICZMLX)
Standard Chartered Bank Zambia Plc (SCBLZMLX)
Zambia Industrial Commercial Bank (ZICBZMLU)
Zambia National Commercial Bank PLC (ZNCZMLU)

Tanzania

Absa Bank Tanzania Limited (BARCTZTZ)
Ecobank Tanzania Limited (ECOCTZTZ)
Equity Bank Tanzania (EQBLTZTZ)
National Bank of Commerce Limited (NBMAMWMW)
STANBIC Bank Tanzania Limited (SBICTZTX)
Standard Chartered Bank Tanzania Ltd (SCBLTZTX)

Zimbabwe

African Banking Corporation of Zimbabwe Limited (FMBZZWHX)
AFC Commercial Bank Limited (AGRZZWHA)
CBZ Bank Limited (COBZZWHA)
Central Africa Building Society (CABSZWHA)
Ecobank Zimbabwe Limited (ECOCZWHX)
FBC Bank Limited (FBCPZWHA)
FirstCapital Bank (BARCZWHX)
METBANK Limited Zimbabwe (MBOZZWHA)
NMB Bank Limited (NMBLZWHX)
Nedbank Zimbabwe Limited (MBCAZWHX)
Peoples Own Savings Bank (PWSBZWHX)
STANBIC Bank (SBICZWHX)
Steward Bank Limited (STBLZWHX)
ZB Bank (ZBCOZWHX)

