

Settlement Statistics and Indicators



RTGS Integrated Regional
Electronic Settlement System

February 2024



SADC-RTGS Main Indicators

In February 2024

SADC-RTGS processed 45,311 transactions to the value of ZAR 211.72 Billion

Average number of transactions processed per day were 2,158 representing the average value of ZAR 10.08 Billion

Total number of transactions settled to date is 3,384,624 representing the Transacton Amount of ZAR 13.49 Trillion*

***(USD 701.88 Billion/EUR 647.23 Billion)**

Peak monthly volume of 46,017 transactions was in Aug 2023 and peak value of ZAR 222.54 Billion was in Nov 2023

Total Volume settled on the TCIB payment scheme was 85 transactions to the value of ZAR 3010

Total Number of participating countries: 15

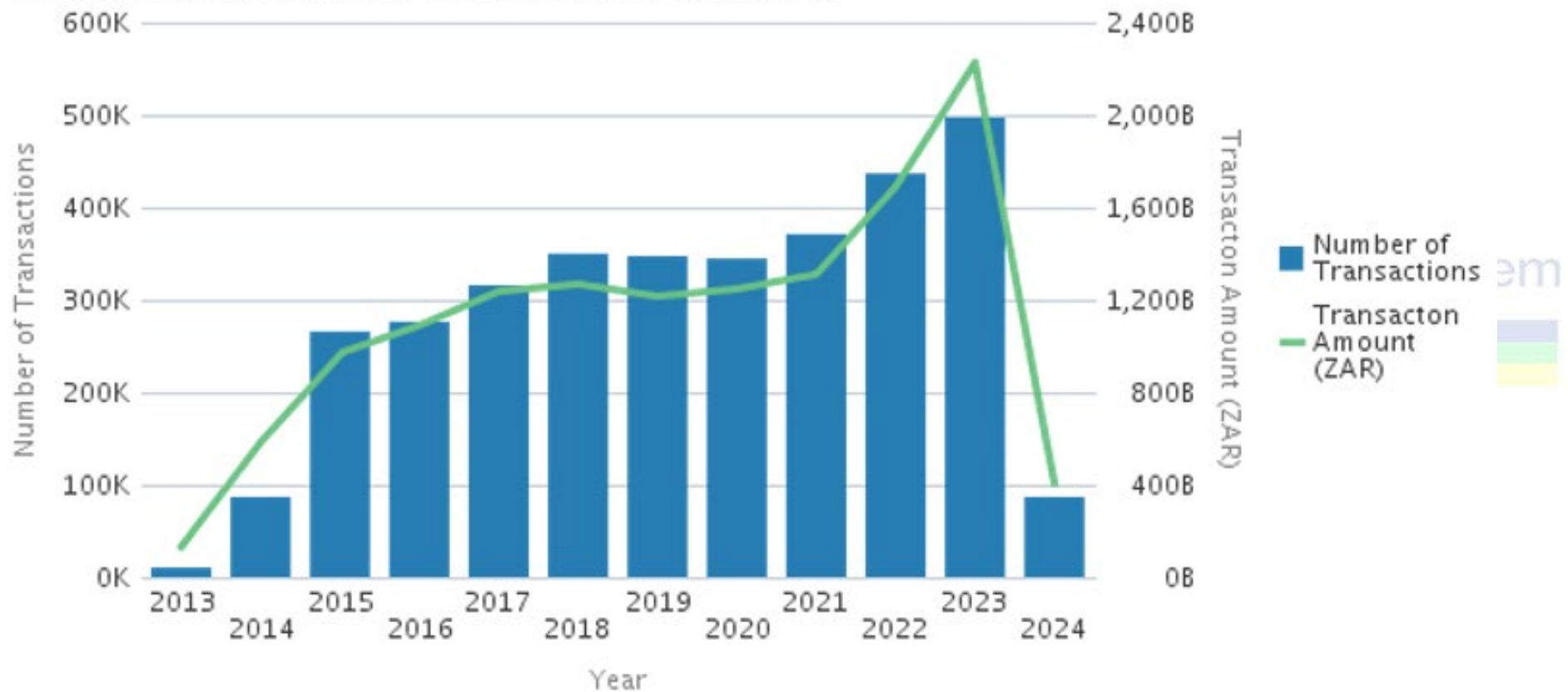
Total Number of participating Banks (including central banks): 89

USD/ZAR 1:19.2155 and EUR/ZAR 1:20.8382 exchange rate as at end of February 2024 (Rates as published on South African Reserve Bank Website)

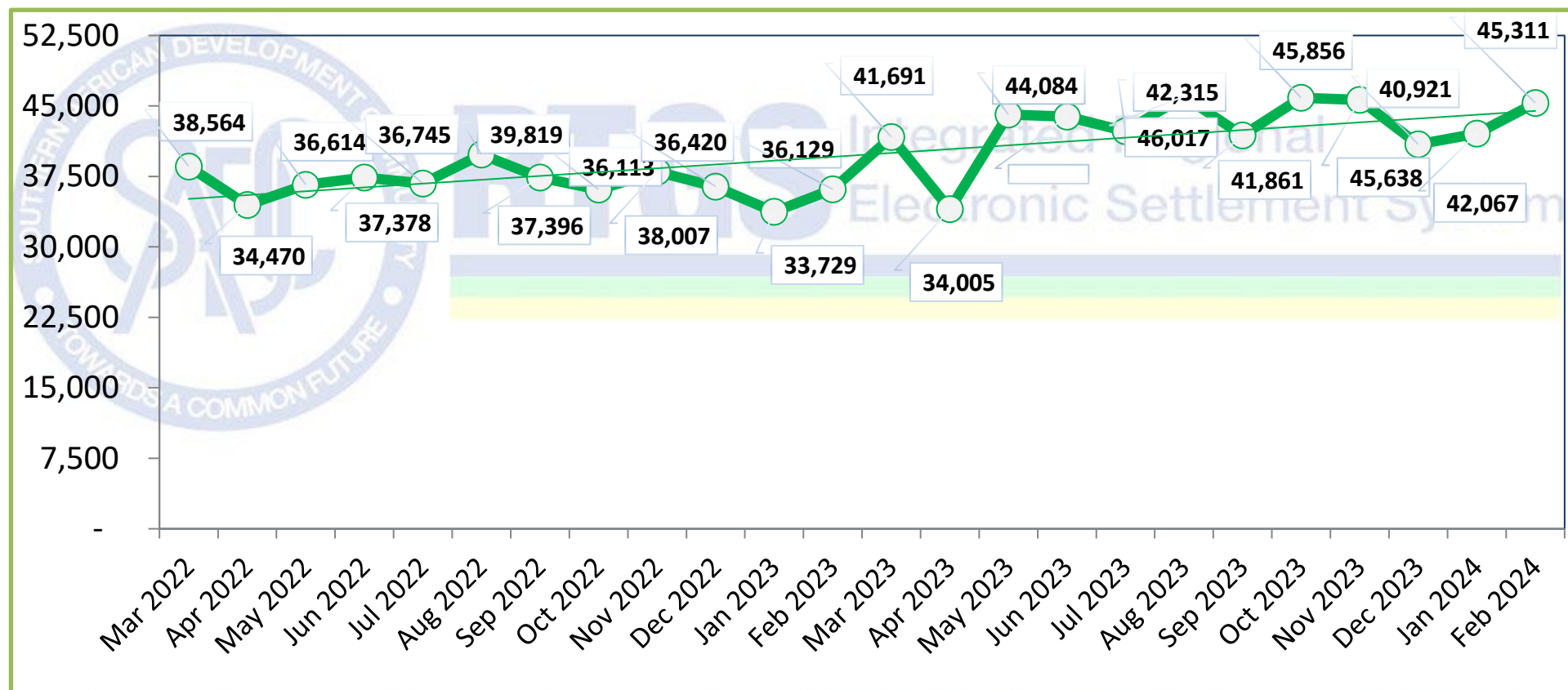


Year-to-year Value Volume

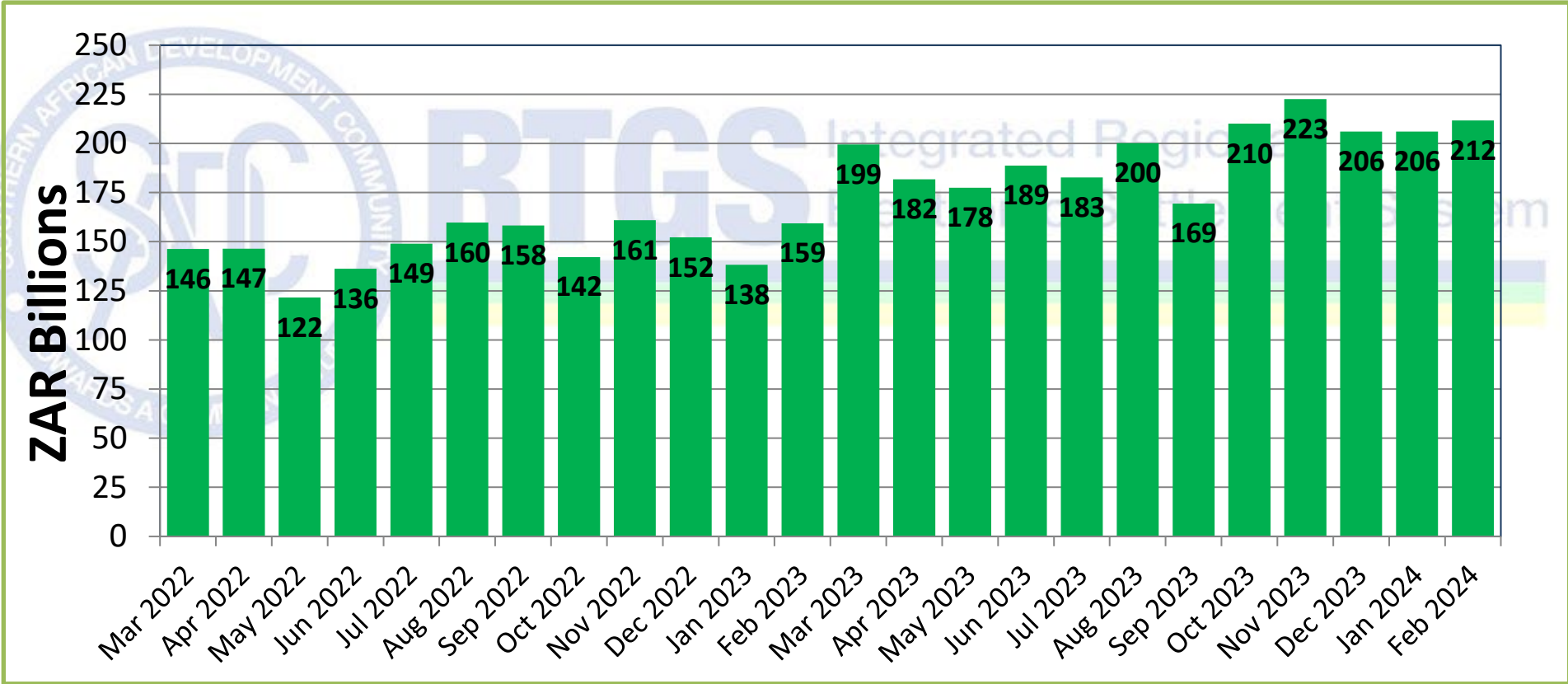
Number of Transactions, Transaction Amount (ZAR)



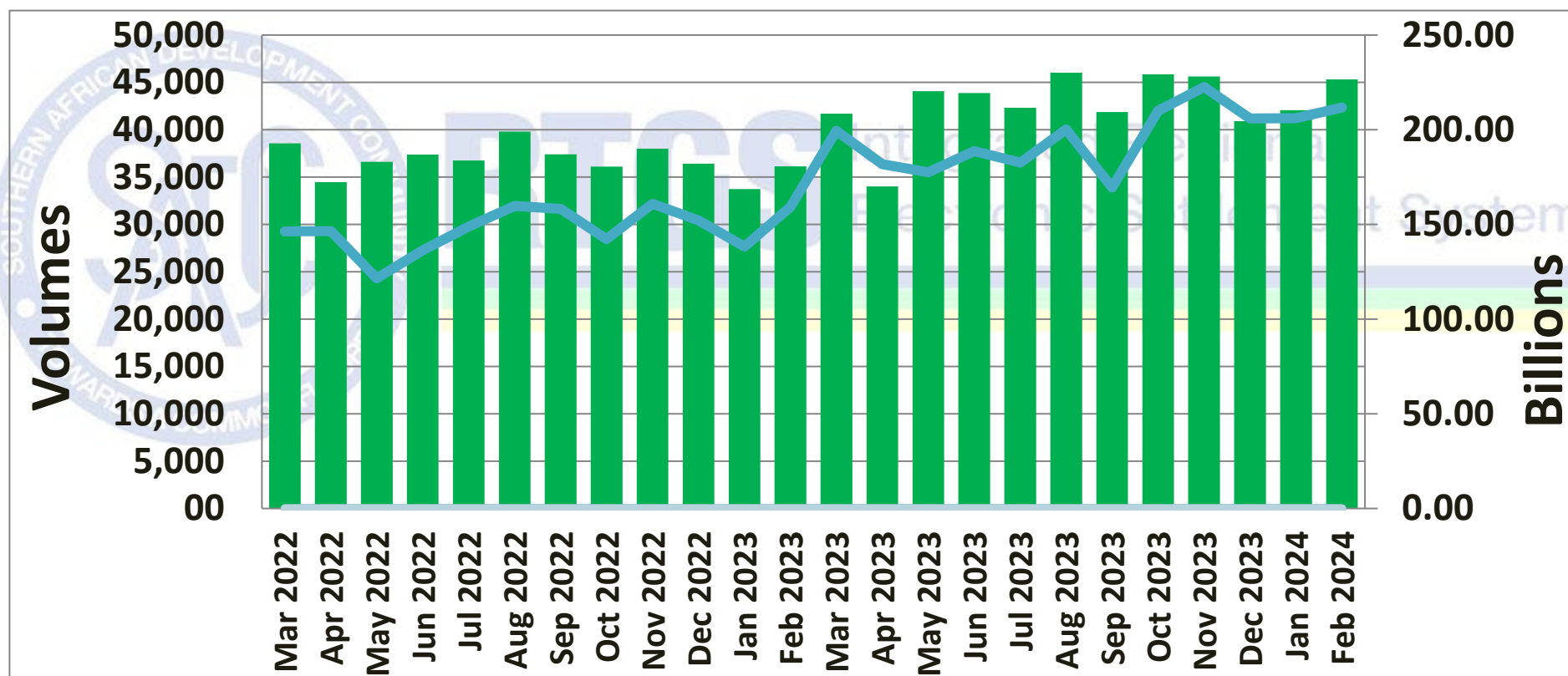
Total number of transactions settled



Total Value of transactions settled



Volume vs Value of transactions settled



Payments Summary: Last six months

Month	Number of Cycle days	Payments			
		Number of settled transactions	Value of settled transactions (ZAR billions)	Average number of settled transactions per day	Average value of settled transactions (ZAR billions)
Sep 2023	20	41,860	169.45	2,093	8.47
Oct 2023	22	45,856	210.08	2,084	9.55
Nov 2023	22	45,637	222.53	2,074	10.11
Dec 2023	19	40,921	206.00	2,154	10.84
Jan 2024	22	42,067	206.07	1,912	9.37
Feb 2024	21	45,311	211.72	2,158	10.08



Overnight balances in SADC-RTGS: Last six months (daily averages)

Month	Number of Banks	Central Banks		Totals	
		Balances held by SARB (ZAR millions)	Balances held by Central Banks, excluding SARB (ZAR millions)	Balances held by commercial banks (ZAR millions)	Balances kept overnight in SADC-RTGS, excluding SARB (ZAR millions)
Sep 2023	79	0.54	13.91	2262.22	2276.14
Oct 2023	79	122.22	41.61	2169.58	2211.19
Nov 2023	80	0.03	77.83	2035.39	2113.22
Dec 2023	79	487.75	113.28	2532.35	2645.63
Jan 2024	79	0.03	218.26	2090.76	2309.02
Feb 2024	81	120.89	54.49	2,399.81	2,454.30



Transactions Summary: Per country

Country	Number of participating banks, including Central Banks	Total number of settled transactions	Total value of settled transactions (ZAR mil)
Total for Angola	6	59	8.84635
Total for Botswana	4	4,974	7,826.10
Total for DRC	3	4	0.00
Total for Eswatini	5	6,446	17,296.39
Total for Lesotho	5	4,828	37,178.89
Total for Madagascar	1	-	-
Total for Malawi	9	1,344	545.54
Total for Mauritius	3	146	2,172.28
Total for Mozambique	7	242	229.68
Total for Namibia	5	3,917	49,981.69
Total for Seychelles	1	43	1.36
Total for South Africa	10	18,489	94,588.58
Total for Tanzania	6	161	76.89
Total for Zambia	10	4,318	1,197.63
Total for Zimbabwe	14	340.0	614.6
Total for SADC RTGS	89	45,311	211,718.49



Value/Volume by transaction value range

Transaction Value range	Number of Instructions	Value of Instructions
0 - 5000	14605	21,968,417.43
50001 - 500000	10362	1,786,254,298.24
15000 - 50000	7298	213,546,710.78
5001 - 15000	6383	59,364,484.35
500001 - 50000000	6057	38,572,569,222.23
50000001 - 150000000	318	28,847,809,092.59
150000000 +	288	142,216,978,637.48



Participants List Per Country

Angola

Banco Angolano de Investimentos SA (BAIPAOLU)
 Banco BIC, SA (BCCBAOLU)
 Banco De Negocios Internacional Angola(BNICAOLU)
 Banco Yetu (YETUAOLU)
 CREDISUL Banco de Credito do Sul (CDTSAOLU)

Botswana

Access Bank Botswana
 First Capital Bank Botswana
 First National Bank of Botswana PTY Ltd (FIRNBWGX)
 Stanbic Bank Botswana Limited (SBICBWGX)

Eswatini

Central Bank of Eswatini (SWAZSZMB)
 Eswatini Development and Savings Bank (SDSBSZMB)
 First National Bank Of Swaziland (FIRNSZMX)
 Nedbank Swaziland Limited (NESWSZMX)
 Standard Bank Swaziland LTD (SBICSZMX)

Democratic Republic of Congo

Banque Centrale du Congo (BCCGCDKS)
 Raw Bank Limited (RAWBCDKI)
 Equity Banque Commerciale du Congo (BCDCCDKI)

Lesotho

Central Bank of Lesotho (CBLELSMX)
 First National Bank of Lesotho Limited (FIRNLSMX)
 Lesotho Post Bank (LESHLSMM)
 Nedbank Lesotho Limited (NEDLLSMX)
 Standard Lesotho Bank (SBICLSMX)

Malawi

CDH Investment Bank Limited (CDHIMWMW)
 Ecobank Malawi Limited (ECOCMWMW)
 FDH Financial Holdings (FDHFMWMW)
 First Capital Bank Limited (FRGMWMW)
 Centenary Bank (MBBCMWMW)
 NBS Bank Limited (NBSTMWMW)
 National Bank of Malawi (NBMAMWMW)
 Reserve Bank of Malawi (RBMAMWMW)
 Standard Bank Limited (SBICMWMX)

Mauritius

Absa Bank Mauritius Limited (BARCMUMU)
 Standard Bank Mauritius Limited (SBICMUMU)
 The Mauritius Commercial Bank Limited (MCBLMUMU)

Seychelles

Central Bank of Seychelles (SSCBSCSC)

Madagascar

Banky-Foiben'I Madagasikara (REPUMGMG)

Mozambique

Absa Bank Mozambique (ABMZMZMA)
 Access Bank Mozambique
 Banco_MAIS Mocambicano (MAISMZMA)
 FNB MOCAMBIQUE SA (FIRNMZMX)
 NedBank Limited (UNICMZMX)
 MOZABANCO (MOZAMZMA)
 Standard Bank Mozambique SA (SBICMZMX)

Namibia

Bank Windhoek Limited (BWLINANX)
 Bank of Namibia (CBKNNANX)
 First National Bank of Namibia Ltd (FIRNNANX)
 Nedbank Namibia Limited (NEDSNANX)
 Standard Bank Namibia Limited (SBNMNANX)

Tanzania

Absa Bank Tanzania Limited (BARCTZTZ)
 Ecobank Tanzania Limited (ECOCTZTZ)
 Equity Bank Tanzania (EQBLTZTZ)
 National Bank of Commerce Limited (NBMAMWMW)
 STANBIC Bank Tanzania Limited (SBICTZTX)
 Standard Chartered Bank Tanzania Ltd (SCBLTZTX)



Participants List Per Country

South-Africa

ABSA Bank Limited (ABSAZAJJ)
Access Bank Limited
BankServ Africa (BKSVAZAJ)
Citibank South Africa (CITIZAJX)
FirstRand Bank Limited (FIRNZAJJ)
HSBC Bank Plc - Johannesburg Branch(HSBCZAJJ)
Investec Bank Limited (IVESZAJJ)
Nedbank Ltd(NEDSZAJJ)
South African Reserve Bank (SARBZAJJ)
Standard Bank of South Africa Limited (SBZAZAJJ)
Standard Chartered Bank - Johannesburg Branch (SCBLZAJJ)

Zambia

Absa Bank Zambia PLC (BARCZMLX)
Access Bank (AZAMZMLU)
Bank of Zambia (BAZAZMLU)
Ecobank Zambia Limited (ECOCZMLU)
Finance Bank Zambia Limited(ZFBAZMLU)
First National Bank Zambia Limited (FIRNZMLX)
Stanbic Bank Zambia Limited (SBICZMLX)
Standard Chartered Bank Zambia Plc (SCBLZMLX)
Zambia Industrial Commercial Bank (ZICBZMLU)
Zambia National Commercial Bank PLC (ZNCOZMLU)

Zimbabwe

African Banking Corporation of Zimbabwe Limited (FMBZZWHX)
AFC Commercial Bank Limited (AGRZZWHA)
CBZ Bank Limited (COBZZWHA)
Central Africa Building Society (CABSZWHA)
Ecobank Zimbabwe Limited (ECOCZWHX)
FBC Bank Limited (FBCPZWHA)
FirstCapital Bank (BARCZWHX)
METBANK Limited Zimbabwe (MBOZZWHA)
NMB Bank Limited (NMBLZWHX)
Nedbank Zimbabwe Limited (MBCAZWHX)
Peoples Own Savings Bank (PWSBZWHX)
STANBIC Bank (SBICZWHX)
Steward Bank Limited (STBLZWHX)
ZB Bank (ZBCOZWHX)

