

Settlement Statistics and Indicators



RTGS Integrated Regional
Electronic Settlement System

August 2024



SADC-RTGS Main Indicators

In August 2024

SADC-RTGS processed 50,239 transactions to the value of ZAR 205.82 Billion

Average number of transactions processed per day were 2,392 representing the average value of ZAR 9.8 Billion

Total number of transactions settled to date is 3,676,494 representing the Transaction Amount of ZAR 14.73 Trillion*

***(USD 836.61 Billion/EUR 754.11 Billion)**

Peak monthly volume of 53,591 transactions was in Jul 2024 and peak value of ZAR 222.54 Billion was in Nov 2023

Total Volume settled on the TCIB payment scheme was 19 transactions to the value of ZAR 236.91

Total Number of participating countries: 15

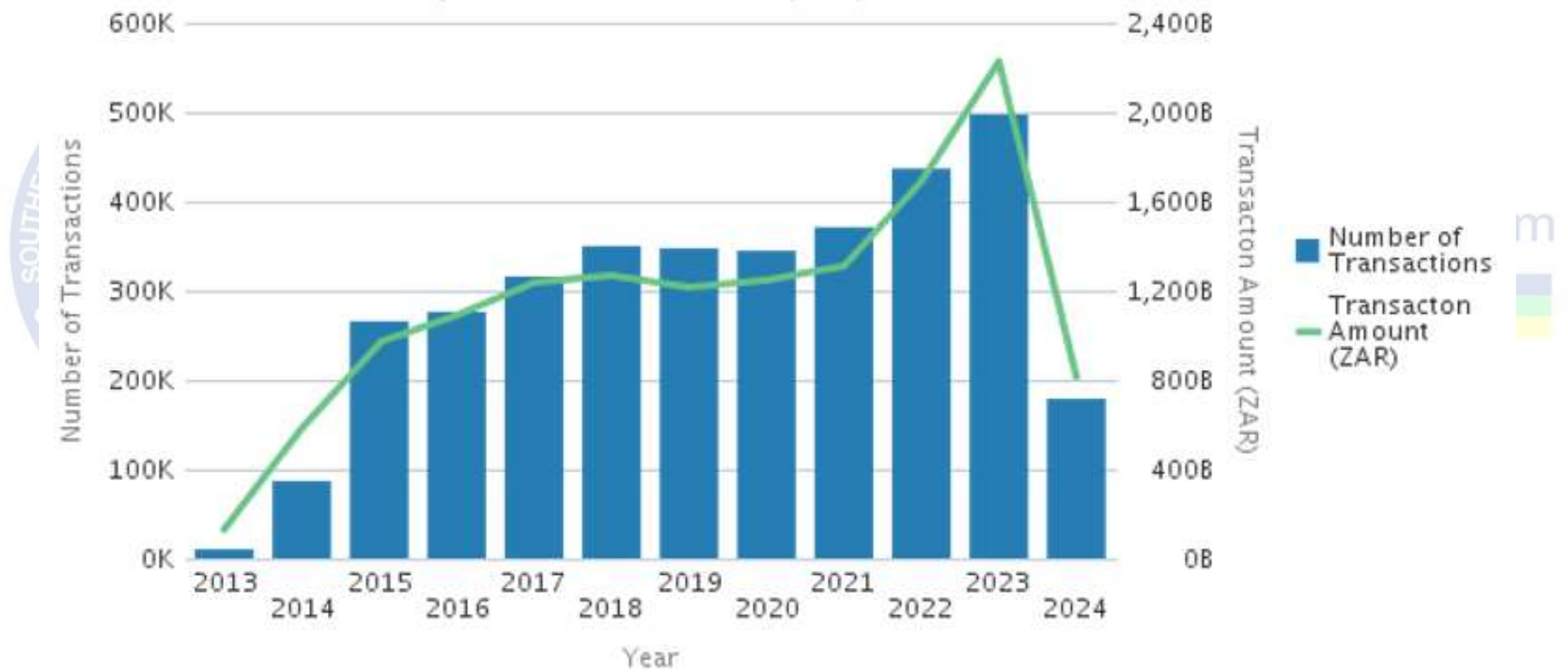
Total Number of participating Banks (including central banks): 88

USD/ZAR 1:17.6113 and EUR/ZAR 1:19.538 exchange rate as at end of August 2024 (Rates as published on South African Reserve Bank Website)

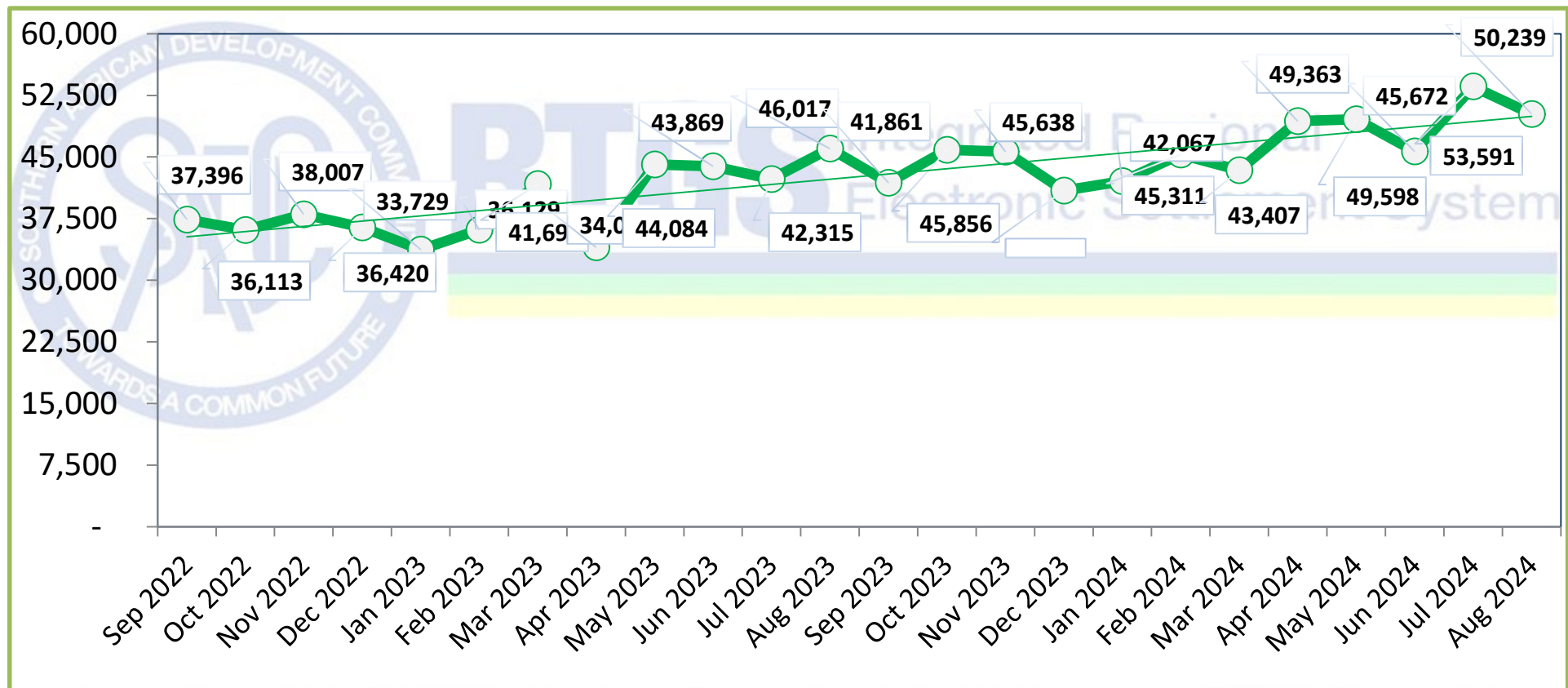


Year-to-year Value Volume

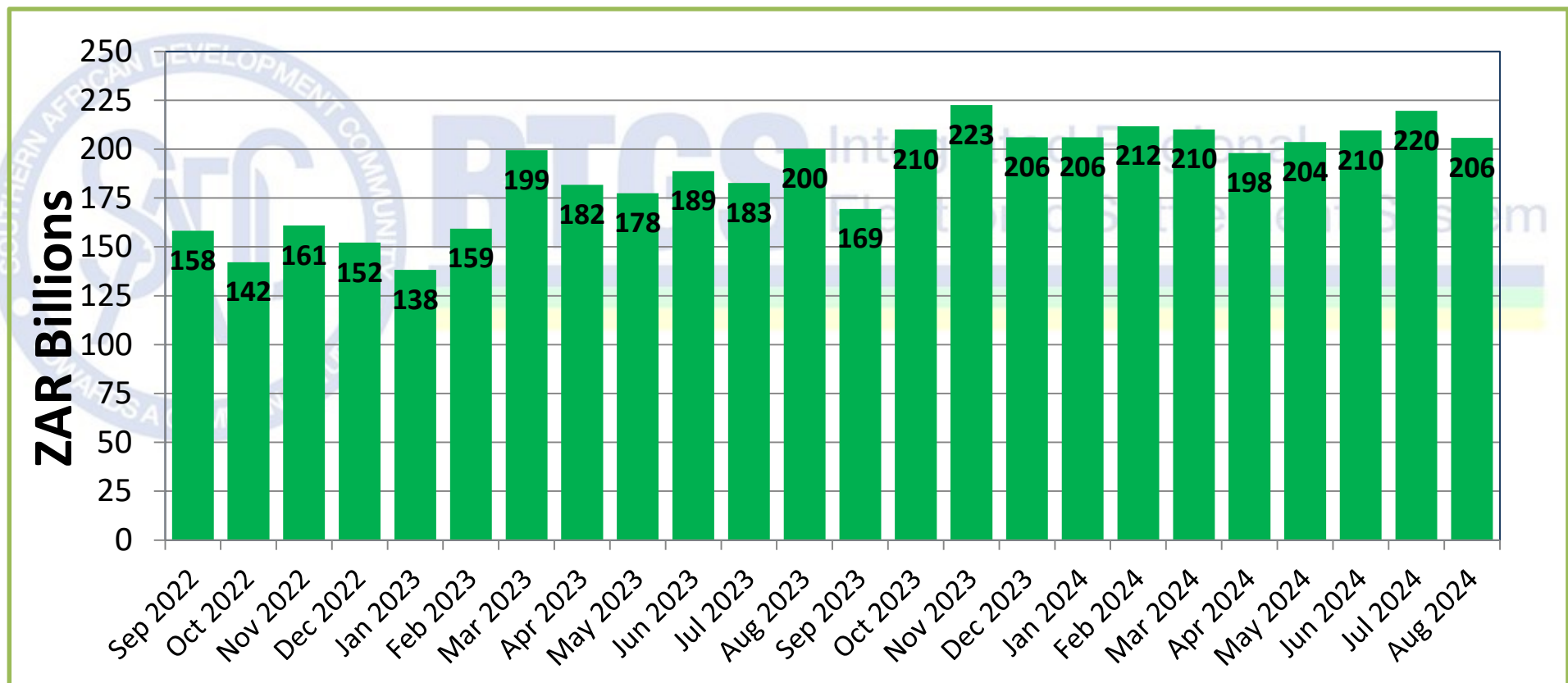
Number of Transactions, Transaction Amount (ZAR)



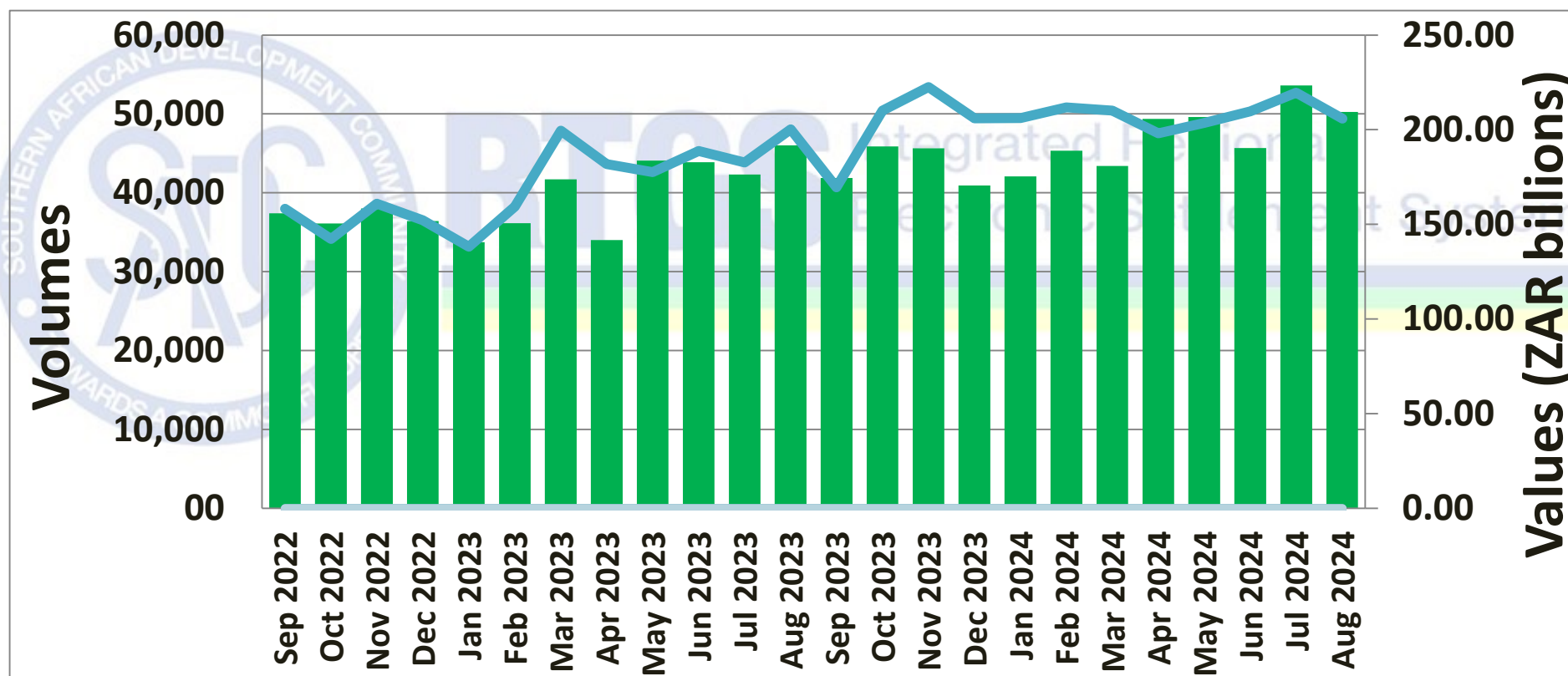
Total number of transactions settled



Total Value of transactions settled



Volume vs Value of transactions settled



Payments Summary: Last six months

Month	Number of Cycle days	Payments			
		Number of settled transactions	Value of settled transactions (ZAR billions)	Average number of settled transactions per day	Average value of settled transactions (ZAR billions)
Mar 2024	19	43,407	210.09	2,285	11.06
Apr 2024	21	49,363	198.06	2,351	9.43
May 2024	22	49,597	203.60	2,254	9.25
Jun 2024	19	45,672	209.57	2,404	11.03
Jul 2024	23	53,591	219.56	2,330	9.55
Aug 2024	21	50,239	205.82	2,392	9.80



Overnight balances in SADC-RTGS: Last six months (daily averages)

Month	Number of Banks	Central Banks		Totals	
		Balances held by SARB (ZAR millions)	Balances held by Central Banks, excluding SARB (ZAR millions)	Balances held by commercial banks (ZAR millions)	Balances kept overnight in SADC-RTGS, excluding SARB (ZAR millions)
Mar 2024	80	88.86	22.72	2283.85	2306.58
Apr 2024	80	195.07	75.51	2511.77	2587.28
May 2024	79	0.04	82.57	2017.79	2100.37
Jun 2024	82	575.40	93.98	2244.90	2338.88
Jul 2024	79	69.91	47.17	1880.92	1928.09
Aug 2024	79	53.36	75.75	2,228.27	2,304.03



Transactions Summary: Per country

Country	Number of participating banks, including Central Banks	Total number of settled transactions	Total value of settled transactions (ZAR mil)
Total for Angola	6	58	0.62
Total for Botswana	4	5,049	12,934.47
Total for DRC	3	6	0.00
Total for Eswatini	5	6,269	17,178.04
Total for Lesotho	5	5,134	32,445.88
Total for Madagascar	1	-	-
Total for Malawi	9	1,495	394.02
Total for Mauritius	3	150	2,927.77
Total for Mozambique	6	216	236.27
Total for Namibia	5	4,368	44,962.32
Total for Seychelles	1	44	1.48
Total for South Africa	10	22,954	92,390.60
Total for Tanzania	6	128	34.21
Total for Zambia	10	4,056	1,876.92
Total for Zimbabwe	14	312.0	437.6
Total for SADC RTGS	88	50,239	205,820.22



Volume/Value by Transaction Value Range

Transaction Value range	Number of Instructions	Value of Instructions
0 - 5,000	15,225	24,640,992.49
5,001 - 15,000	7,266	66,898,043.54
15,000 - 50,000	8,280	241,002,477.92
50,001 - 500,000	11,758	2,032,311,679.81
500,001 - 50,000,000	7,115	47,098,741,382.67
50,000,001 - 150,000,000	318	27,388,674,159.49
150,000,000 +	277	128,967,951,772.78
Grand Total	50,239	205,820,220,508.70



Volume/Value by Number of Instructions

Transaction Value range	Number of Instructions	Value of Instructions
0 - 5,000	15,225	24,640,992.49
50,001 - 500,000	11,758	2,032,311,679.81
15,000 - 50,000	8,280	241,002,477.92
5,001 - 15,000	7,266	66,898,043.54
500,001 - 50,000,000	7,115	47,098,741,382.67
50,000,001 - 150,000,000	318	27,388,674,159.49
150,000,000 +	277	128,967,951,772.78
Grand Total	50,239	205,820,220,508.70



Participants List Per Country

Angola

Banco Angolano de Investimentos SA (BAIPAOLU)
 Banco BIC, SA (BCCBAOLU)
 Banco De Negocios Internacional Angola(BNICAOLU)
 Banco Yetu (YETUAOLU)
 CREDISUL Banco de Credito do Sul (CDTSAOLU)

Botswana

Access Bank Botswana
 First Capital Bank Bostwana
 First National Bank of Botswana PTY Ltd (FIRNBWGX)
 Stanbic Bank Botswana Limited (SBICBWGX)

Eswatini

Central Bank of Eswatini (SWAZSZMB)
 Eswatini Development and Savings Bank (SDSBSZMB)
 First National Bank Of Swaziland (FIRNSZMX)
 Nedbank Swaziland Limited (NESWSZMX)
 Standard Bank Swaziland LTD (SBICSZMX)

Democratic Republic of Congo

Banque Centrale du Congo (BCCGCDKS)
 Raw Bank Limited (RAWBCDKI)
 Equity Banque Commerciale du Congo (BCDCCDKI)

Lesotho

Central Bank of Lesotho (CBLELSMX)
 First National Bank of Lesotho Limited (FIRNLSMX)
 Lesotho Post Bank (LESHLSMM)
 Nedbank Lesotho Limited (NEDLLSMX)
 Standard Lesotho Bank (SBICLSMX)

Mauritius

Absa Bank Mauritius Limited (BARCMUMU)
 Standard Bank Mauritius Limited (SBICMUMU)
 The Mauritius Commercial Bank Limited (MCBLMUMU)

Seychelles

Central Bank of Seychelles (SSCBSCSC)

Madagascar

Banky-Foiben'I Madagasikara (REPUMGMG)

Mozambique

Absa Bank Mozambique (ABMZMZMA)
 Access Bank Mozambique
 Banco_MAIS Mocambicano (MAISMZMA)
 FNB MOCAMBIQUE SA (FIRNMZMX)
 NedBank Limited (UNICMZMX)
 Mozabanco (MOZAMZMA)
 Standard Bank Mozambique SA (SBICMZMX)

Malawi

CDH Investment Bank Limited (CDHIMWMW)
 Ecobank Malawi Limited (ECOCMWMW)
 FDH Financial Holdings (FDHFMWMW)
 First Capital Bank Limited (FRCGMWMW)
 Centenary Bank (MBBCMWMW)
 NBS Bank Limited (NBSTMWMW)
 National Bank of Malawi (NBMAMWMW)
 Reserve Bank of Malawi (RBMAMWMW)
 Standard Bank Limited (SBICMWMX)

Namibia

Bank Windhoek Limited (BWLINANX)
 Bank of Namibia (CBKNNANX)
 First National Bank of Namibia Ltd (FIRNNANX)
 Nedbank Namibia Limited (NEDSNANX)
 Standard Bank Namibia Limited (SBNMNANX)



Participants List Per Country

South-Africa

ABSA Bank Limited (ABSAZAJJ)
Access Bank Limited
BankServ Africa (BKSVZAJJ)
Citibank South Africa (CITIZAJX)
FirstRand Bank Limited (FIRNZAJJ)
HSBC Bank Plc - Johannesburg Branch(HSBCZAJJ)
Investec Bank Limited (IVESZAJJ)
Nedbank Ltd(NEDSZAJJ)
South African Reserve Bank (SARBZAJJ)
Standard Bank of South Africa Limited (SBZAZAJJ)
Standard Chartered Bank - Johannesburg Branch (SCBLZAJJ)

Zambia

Absa Bank Zambia PLC (BARCZMLX)
Access Bank (AZAMZMLU)
Bank of Zambia (BAZAZMLU)
Ecobank Zambia Limited (ECOCZMLU)
Finance Bank Zambia Limited(ZFBAZMLU)
First National Bank Zambia Limited (FIRNZMLX)
Stanbic Bank Zambia Limited (SBICZMLX)
Standard Chartered Bank Zambia Plc (SCBLZMLX)
Zambia Industrial Commercial Bank (ZICBZMLU)
Zambia National Commercial Bank PLC (ZNCOZMLU)

Tanzania

Absa Bank Tanzania Limited (BARCTZTZ)
Ecobank Tanzania Limited (ECOCTZTZ)
Equity Bank Tanzania (EQBLTZTZ)
National Bank of Commerce Limited (NBMAMWMMW)
STANBIC Bank Tanzania Limited (SBICTZTX)
Standard Chartered Bank Tanzania Ltd (SCBLTZTX)

Zimbabwe

African Banking Corporation of Zimbabwe Limited (FMBZZWHX)
AFC Commercial Bank Limited (AGRZZWHA)
CBZ Bank Limited (COBZZWHA)
Central Africa Building Society (CABSZWHA)
Ecobank Zimbabwe Limited (ECOCZWHX)
FBC Bank Limited (FBCPZWHA)
FirstCapital Bank (BARCZWHX)
METBANK Limited Zimbabwe (MBOZZWHA)
NMB Bank Limited (NMBLZWHX)
Nedbank Zimbabwe Limited (MBCAZWHX)
Peoples Own Savings Bank (PWSBZWHX)
STANBIC Bank (SBICZWHX)
Steward Bank Limited (STBLZWHX)
ZB Bank (ZBCOZWHX)

