

# Settlement Statistics and Indicators



**RTGS** Integrated Regional  
Electronic Settlement System

## September 2023



# SADC-RTGS Main Indicators

**In September 2023**

SADC-RTGS processed 41,861 transactions to the value of ZAR 169.45 Billion

Average number of transactions processed per day were 2,093 representing the average value of ZAR 8.47 Billion

Total number of transactions settled to date is 3,162,603 representing the Transaction Amount of ZAR 12.42 Trillion\*

**\*(USD 661.4 Billion/EUR 623.55 Billion)**

Peak monthly volume of 46,017 transactions was in Aug 2023 and peak value of ZAR 200.18 Billion was in Aug 2023

**Total Volume settled on the TCIB payment scheme was 4 transactions to the value of ZAR 80**

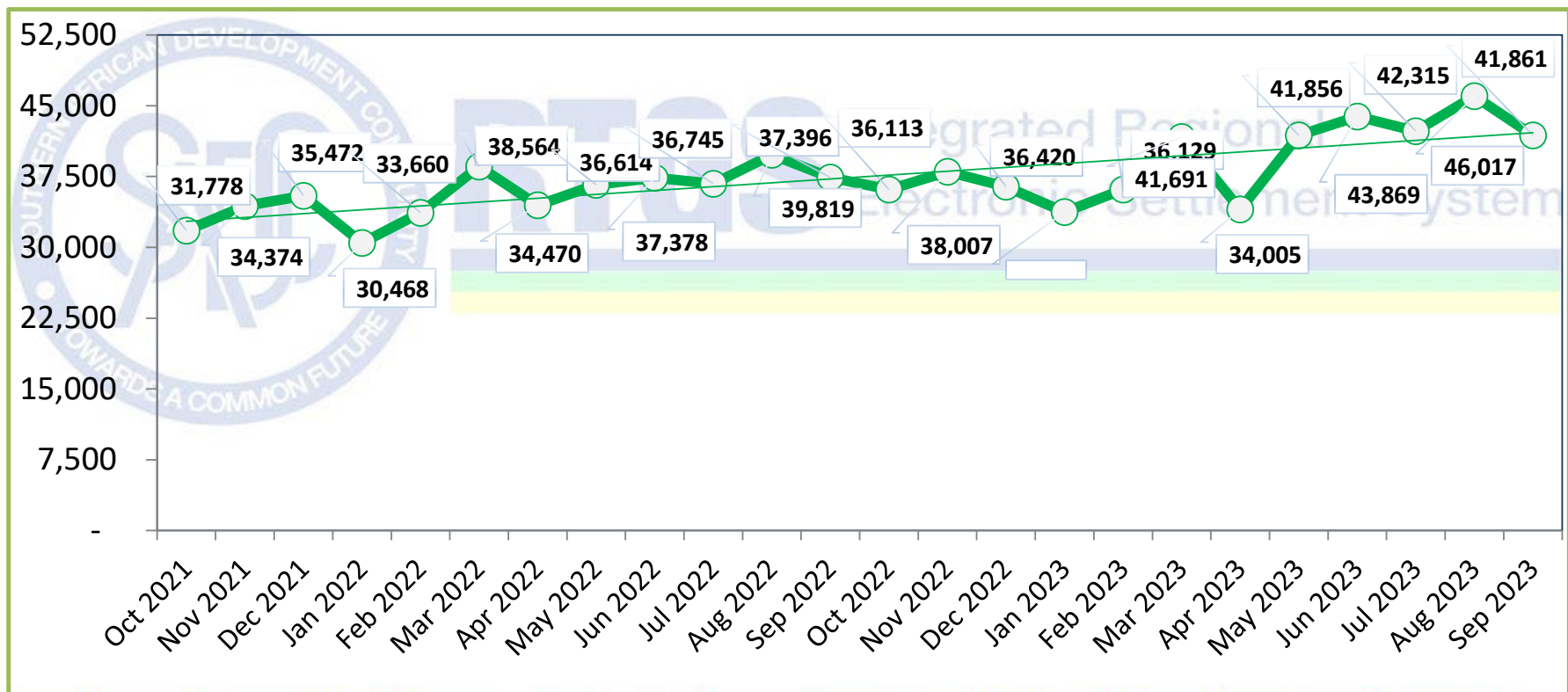
Total Number of participating countries: 15

Total Number of participating Banks (including central banks): 91

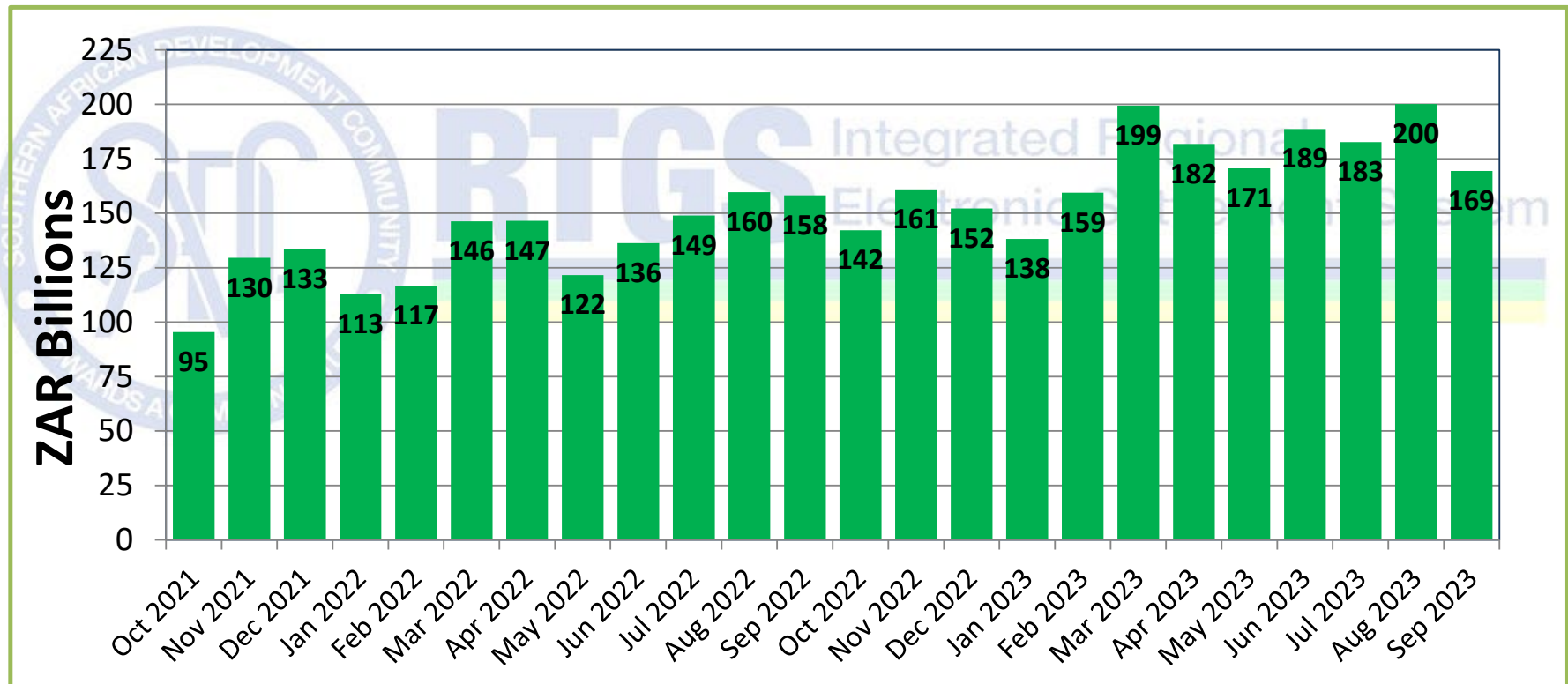
USD/ZAR 1:18.784 and EUR/ZAR 1:19.9242 exchange rate as at end of September 2023 (Rates as published on South African Reserve Bank Website)



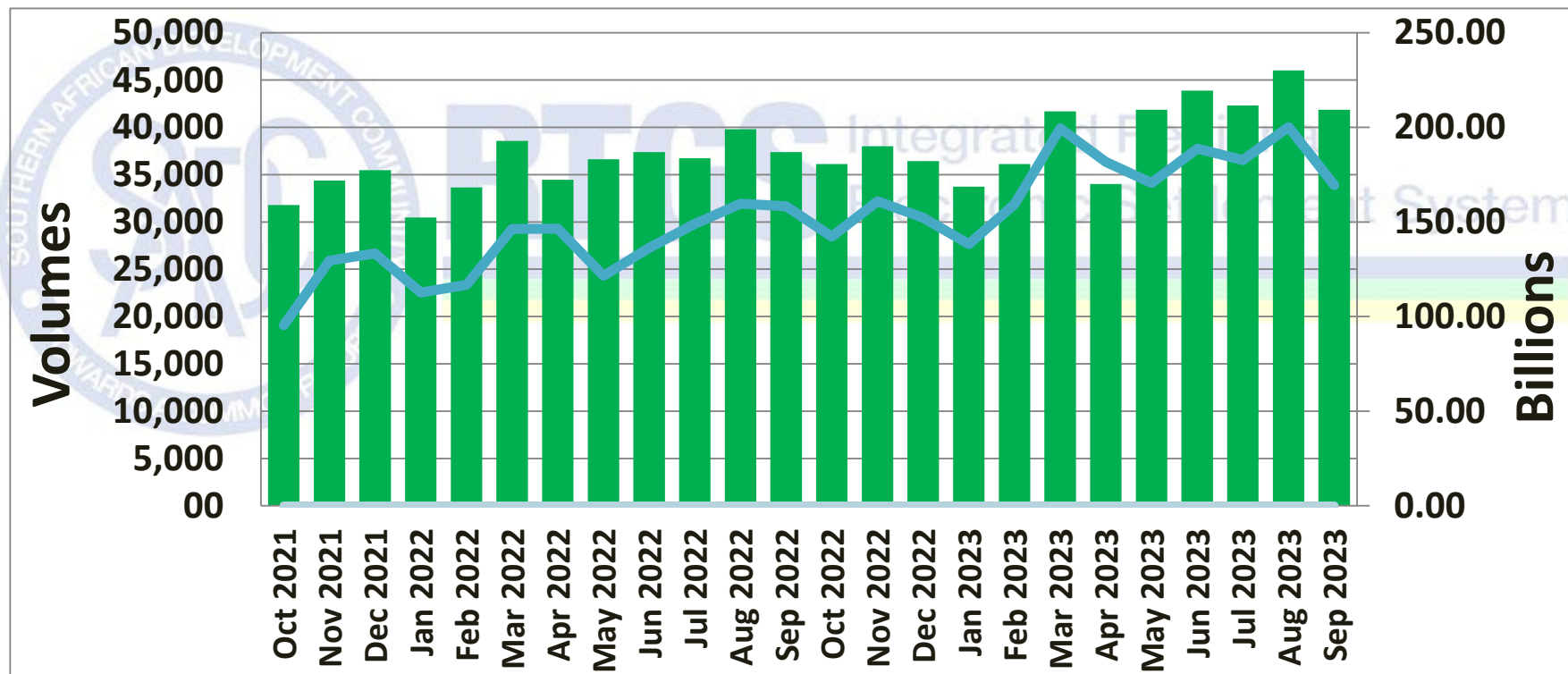
# Total number of transactions settled



# Total Value of transactions settled



# Volume vs Value of transactions settled



# Payments Summary: Last six months

Month	Number of Cycle days	Payments			
		Number of settled transactions	Value of settled transactions (ZAR billions)	Average number of settled transactions per day	Average value of settled transactions (ZAR billions)
Apr 2023	17	34,005	181.80	2,000	10.69
May 2023	22	41,856	170.60	1,903	7.75
Jun 2023	21	43,869	188.75	2,089	8.99
Jul 2023	21	42,315	182.70	2,015	8.70
Aug 2023	22	46,017	200.18	2,092	9.10
Sep 2023	20	41,860	169.45	2,093	8.47





# Overnight balances in SADC-RTGS: Last six months (daily averages)

Month	Number of Banks	Central Banks		Totals	
		Balances held by SARB (ZAR millions)	Balances held by Central Banks, excluding SARB (ZAR millions)	Balances held by commercial banks (ZAR millions)	Balances kept overnight in SADC-RTGS, excluding SARB (ZAR millions)
Apr 2023	79	0.23	128.39	2034.17	2162.57
May 2023	79	0.08	30.95	2214.67	2245.62
Jun 2023	79	0.14	27.80	1995.39	2023.19
Jul 2023	79	0.04	47.96	2150.89	2198.85
Aug 2023	79	0.06	20.00	1949.64	1969.63
Sep 2023	79	0.54	13.91	2,262.22	2,276.14



# Transactions Summary: Per country

Country	Number of participating banks, including Central Banks	Total number of settled transactions	Total value of settled transactions (ZAR mil)
Total for Angola	5	53	0.68134
Total for Botswana	4	4,575	5,245.44
Total for DRC	3	4	0.00
Total for Eswatini	5	5,838	15,050.50
Total for Lesotho	5	4,437	23,425.43
Total for Madagascar	1	-	-
Total for Malawi	9	1,107	235.00
Total for Mauritius	3	129	3,221.87
Total for Mozambique	7	268	419.72
Total for Namibia	5	3,377	46,739.54
Total for Seychelles	1	36	1.41
Total for South Africa	11	17,165	73,373.21
Total for Tanzania	6	144	18.93
Total for Zambia	10	4,358	1,081.43
Total for Zimbabwe	15	370	634.9
<b>Total for SADC RTGS</b>	<b>90</b>	<b>41,861</b>	<b>169,448.09</b>





## Value/Volume by transaction value range

Transaction Value range	Number of Instructions	Value of Instructions
0 - 5000	12834	20,789,883.67
50001 - 500000	9531	1,668,835,062.34
15000 - 50000	6973	203,544,403.78
5001 - 15000	6217	57,360,315.93
500001 - 50000000	5774	31,550,507,873.37
50000001 - 150000000	274	25,747,461,616.87
150000000 +	258	110,199,587,706.65



# Participants List Per Country

## Angola

Banco Angolano de Investimentos SA (BAIPAOLU)  
 Banco BIC, SA (BCCBAOLU)  
 Banco De Negocios Internacional Angola(BNICAOLU)  
 Banco Yetu (YETUAOLU)  
 CREDISUL Banco de Credito do Sul (CDTSAOLU)

## Botswana

Access Bank Botswana  
 First Capital Bank Botswana  
 First National Bank of Botswana PTY Ltd (FIRNBWGX)  
 Stanbic Bank Botswana Limited (SBICBWGX)

## Eswatini

Central Bank of Eswatini (SWAZSZMB)  
 Eswatini Development and Savings Bank (SDSBSZMB)  
 First National Bank Of Swaziland (FIRNSZMX)  
 Nedbank Swaziland Limited (NESWSZMX)  
 Standard Bank Swaziland LTD (SBICSZMX)

## Democratic Republic of Congo

Banque Centrale du Congo (BCCGCDKS)  
 Raw Bank Limited (RAWBCDKI)  
 Equity Banque Commerciale du Congo (BCDCCDKI)

## Lesotho

Central Bank of Lesotho (CBLELSMX)  
 First National Bank of Lesotho Limited (FIRNLSMX)  
 Lesotho Post Bank (LESHLSMM)  
 Nedbank Lesotho Limited (NEDLLSMX)  
 Standard Lesotho Bank (SBICLSMX)

## Malawi

CDH Investment Bank Limited (CDHIMWMW)  
 Ecobank Malawi Limited (ECOCMWMW)  
 FDH Financial Holdings (FDHFMWMW)  
 First Capital Bank Limited (FRCGMWMW)  
 Centenary Bank (MBBCMWMW)  
 NBS Bank Limited (NBSTMWMW)  
 National Bank of Malawi (NBMAMWMW)  
 Reserve Bank of Malawi (RBMAMWMW)  
 Standard Bank Limited (SBICMWMX)

## Mauritius

Absa Bank Mauritius Limited (BARCMUMU)  
 Standard Bank Mauritius Limited (SBICMUMU)  
 The Mauritius Commercial Bank Limited (MCBLMUMU)

## Seychelles

Central Bank of Seychelles (SSCBSCSC)

## Madagascar

Banky-Foiben'i Madagasikara (REPUMGMG)

## Mozambique

Absa Bank Mozambique (ABMZMZMA)  
 Access Bank Mozambique  
 Banco\_MAIS Mocambicano (MAISMZMA)  
 FNB MOCAMBIQUE SA (FIRNMZMX)  
 NedBank Limited (UNICMZMX)  
 MOZABANCO (MOZAMZMA)  
 Standard Bank Mozambique SA (SBICMZMX)

## Namibia

Bank Windhoek Limited (BWLINANX)  
 Bank of Namibia (CBKNNANX)  
 First National Bank of Namibia Ltd (FIRNNANX)  
 Nedbank Namibia Limited (NEDSNANX)  
 Standard Bank Namibia Limited (SBNMNANX)

## Tanzania

Absa Bank Tanzania Limited (BARCTZTZ)  
 Ecobank Tanzania Limited (ECOCTZTZ)  
 Equity Bank Tanzania (EQBLTZTZ)  
 National Bank of Commerce Limited (NBMAMWMW)  
 STANBIC Bank Tanzania Limited (SBICTZTX)  
 Standard Chartered Bank Tanzania Ltd (SCBLTZTX)



# Participants List Per Country

## South-Africa

ABSA Bank Limited (ABSAZAJJ)  
Access Bank Limited  
BankServ Africa (BKSVAJJS)  
Citibank South Africa (CITIZAJX)  
FirstRand Bank Limited (FIRNZAJJ)  
HSBC Bank Plc - Johannesburg Branch(HSBCZAJJ)  
Investec Bank Limited (IVESZAJJ)  
Nedbank Ltd(NEDSZAJJ)  
South African Reserve Bank (SARBZAJJ)  
Standard Bank of South Africa Limited (SBZAZAJJ)  
Standard Chartered Bank - Johannesburg Branch (SCBLZAJJ)

## Zambia

Absa Bank Zambia PLC (BARCZMLX)  
Access Bank (AZAMZMLU)  
Bank of Zambia (BAZAZMLU)  
Ecobank Zambia Limited (ECOCZMLU)  
Finance Bank Zambia Limited(ZFBAZMLU)  
First National Bank Zambia Limited (FIRNZMLX)  
Stanbic Bank Zambia Limited (SBICZMLX)  
Standard Chartered Bank Zambia Plc (SCBLZMLX)  
Zambia Industrial Commercial Bank (ZICBZMLU)  
Zambia National Commercial Bank PLC (ZNCOZMLU)

## Zimbabwe

African Banking Corporation of Zimbabwe Limited (FMBZZWHX)  
AFC Commercial Bank Limited (AGRZZWHA )  
CBZ Bank Limited (COBZZWHA)  
Central Africa Building Society (CABSZWHA)  
Ecobank Zimbabwe Limited (ECOCZWHX)  
FBC Bank Limited (FBCPZWHA)  
FirstCapital Bank (BARCZWHX)  
METBANK Limited Zimbabwe (MBOZZWHA)  
NMB Bank Limited (NMBLZWHX)  
Nedbank Zimbabwe Limited (MBCAZWHX)  
Peoples Own Savings Bank (PWSBZWHX)  
STANBIC Bank (SBICZWHX)  
Standard Chartered Bank Zimbabwe Ltd (SCBLZWHX)  
Steward Bank Limited (STBLZWHX)  
ZB Bank (ZBCOZWHX)

