

# Quarterly economic review

## General observations

The various monetary and fiscal policy measures introduced by the authorities during the past two years began to show favourable effects on the balance of payments and on the Government's finances during the third quarter of 1976. The current account deficit of the balance of payments was more than halved in the third quarter. Although there was a small net outflow of capital, the country's gold and other foreign reserves declined by a much smaller amount during the third quarter than during the preceding quarter. In fact, the reserves showed an increase during September, October and the first half of November.

The current account of the balance of payments has been improving during recent months owing to domestic as well as external developments. On the domestic front, the authorities' corrective measures have begun to take effect and have reduced real gross domestic expenditure and thus the volume of imports. In addition, the introduction of the import deposit scheme in August 1976 has accelerated this adjustment process. In the international sphere, the revival of economic activity abroad from the second half of 1975 has already exerted a favourable influence on South Africa's exports.

Although a further improvement of the current account may be expected, particularly if the gold price continues to show its recent strength, a smaller net inflow of capital from abroad can be anticipated during the year ahead than during the preceding two years. Political developments in Southern Africa will, of course, have an important influence on capital inflows to South Africa. If the net inflow of capital should run at a lower level in the near future, the current account deficit will also have to be smaller with a concomitant lower real growth rate than would have been possible with a higher level of capital inflow. In such circumstances, austerity in general, and the generation of a higher level of domestic saving will be called for.

Another favourable effect of the corrective policy measures pursued by the authorities was reflected in the Government's finances during the third quarter of 1976. Not only did the overall deficit of the Exchequer (excluding borrowing) decline substantially during the third quarter of 1976, but the Exchequer also reduced its net indebtedness to the monetary banking sector, compared with a large increase during the second quarter. For the government sector as a whole, the increase in the net indebtedness to the banking sector was much smaller than that for the first and second quarters. This contributed much to the reduction in the

rate of increase in the quantity of money and near-money during the third quarter of 1976 – an important aim of present monetary policy.

The increase in the quantity of money and near-money during the third quarter in fact amounted to a seasonally adjusted annual rate of 2 per cent, compared with a rate of increase of 18 per cent during the second quarter and 15 per cent during the first quarter of 1976. An increase in long-term deposits of the private sector with the banking sector and a relatively low rate of increase in bank credit to the private sector also contributed to the slowdown in the rate of increase in the money and near-money supply. This slowdown occurred notwithstanding the fact that the decline in the net gold and other foreign reserves was much smaller during the third than during the second quarter.

Despite the tight monetary situation, short-term interest rates moved downwards from August 1976 onwards mainly in reaction to the exceptionally high peaks reached during preceding months, a lack of demand for bank credit and expectations of a possible easing of money market conditions as a result, *inter alia*, of the improvement in the balance of payments. According to the present official interest rate policy, short-term interest rates should not be allowed to move down to such an extent that it would aggravate inflation and adversely affect the capital account of the balance of payments. In this respect, the outcome of the Government's finances during the coming months will be of prime importance.

The tightening of capital market conditions towards the middle of the year continued during the third quarter of 1976. Thus, long-term security yields increased to record levels, share prices declined and dividend yields increased, and mortgage lending and real estate transactions remained sluggish. A welcome development in the capital market during the third quarter was the noticeable increase in the flow of longer-term funds to financial institutions, partly owing to an increase in personal saving as a result of a lower rate of increase in consumer spending.

Although the corrective monetary and fiscal policy measures began to show favourable effects on the balance of payments and on the Government's finances during the third quarter of 1976, the rate of inflation was still at an unacceptably high level. All efforts to contain inflation will, therefore, have to continue. These include containing the rate of increase in the money and near-money supply and, therefore, also the rate of increase in domestic credit expansion, including bank credit to the government sector, the curtailing of

government spending and all the other short- and long-term measures included in the Anti-Inflation Manifesto. It is clear that a continuation of the restrictive monetary and fiscal policy will be necessary to achieve these objectives. Moreover, the balance of payments adjustment process has not proceeded far enough to enable the authorities to relax present monetary and fiscal policy, although the prospects for a continuation of the improvement in the current account of the balance of payments are excellent.

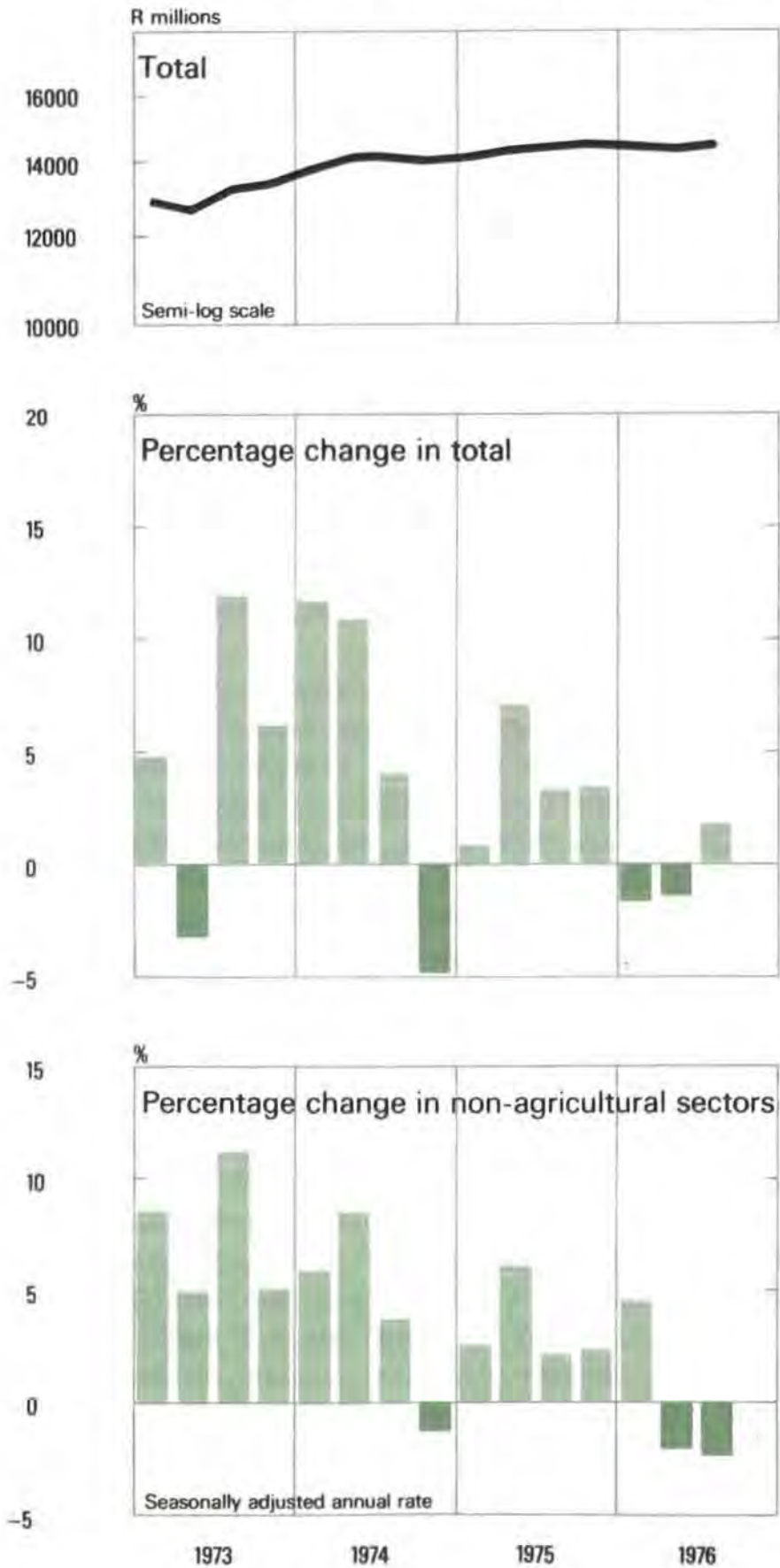
The restrictive monetary and fiscal policy, which is essential for strengthening the balance of payments and curbing inflation is, of course, not conducive in the short run to a higher growth rate and the reduction of unemployment. In fact, the real value added by the non-agricultural sectors of the economy showed its second consecutive decline during the third quarter of 1976. Nevertheless, it is expected that the real gross *domestic* product will show a small positive growth rate during 1976, but that the real gross *national* product will decline for the second consecutive year owing to a further deterioration in the terms of trade. However, in view of the vast natural resources in South Africa and the expansionary influence of income generation through increased exports which is already noticeable, the prospects for a revival of domestic economic activity will become more favourable as soon as the balance of payments has strengthened sufficiently and the rate of inflation has declined to a more acceptable level.

National accounts

Gross domestic product

Although total real gross domestic product, which had declined in both the first and second quarters of 1976, increased slightly in the third quarter owing to a substantial positive contribution by the agricultural sector, the real value added by the non-agricultural sectors declined for the second consecutive quarter. In fact, the rate of decline in the real gross domestic

Gross domestic product at constant 1970 prices





product of the non-agricultural sectors accelerated from a seasonally adjusted annual rate of about 2 per cent in the second quarter to nearly 2½ per cent in the third quarter of 1976. Non-gold mining was the only non-agricultural sector which showed a noticeable rise in its real value added, but this positive contribution was more than neutralised by declines registered by the construction sector and the retail and motor trade. The real income generated by the other sectors, including such important sectors as manufacturing, gold mining and the wholesale trade, showed little change relative to that of the second quarter. The further deterioration in real economic activity in the non-agricultural sectors can be attributed to the decline in all the components of real domestic expenditure during the third quarter of 1976.

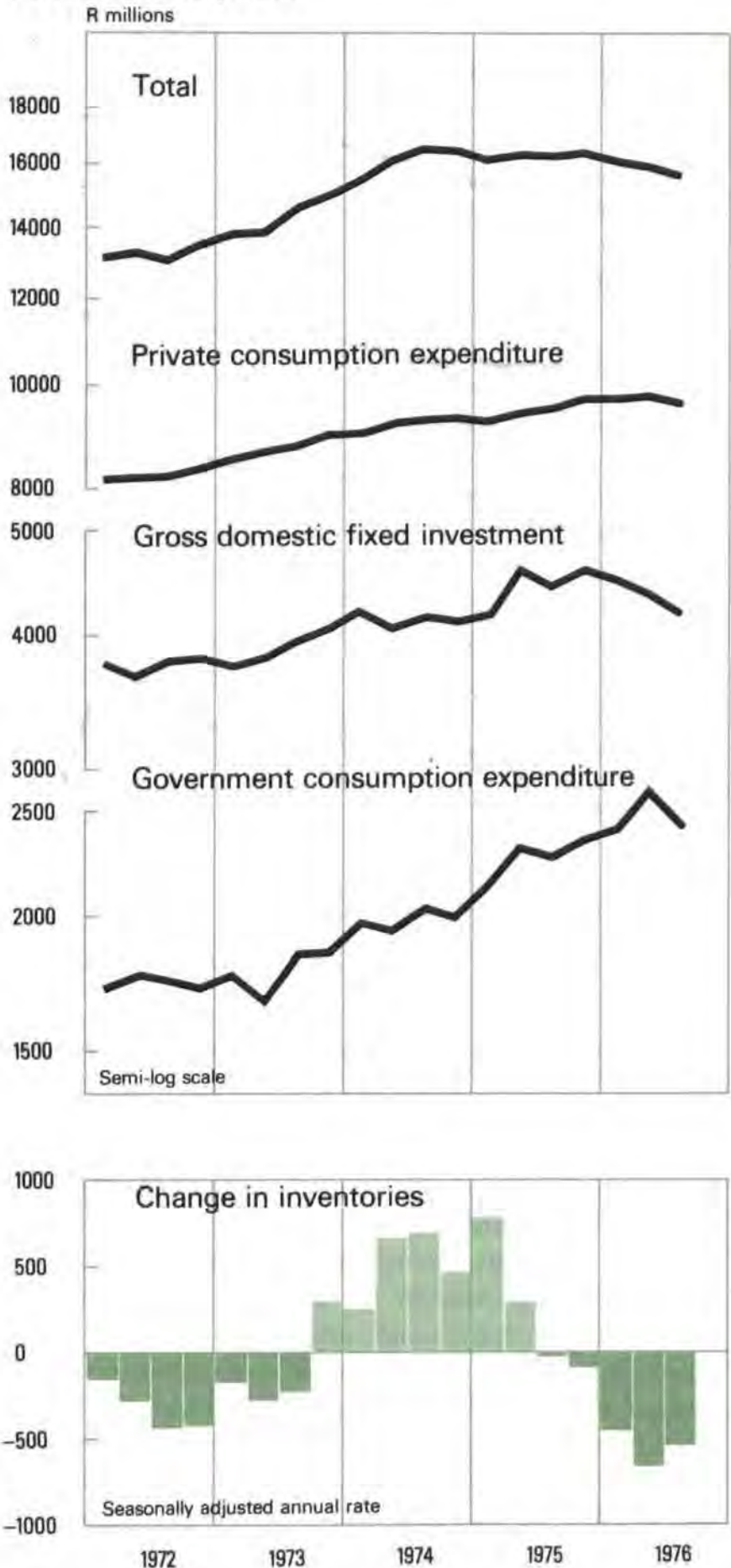
With national accounts estimates for the first three quarters of 1976 now available, it would appear that a small but positive growth rate in the real gross domestic product may be expected for calendar year 1976. Notwithstanding this prospect for the real gross domestic product, it is anticipated that the real gross national product will decline for the second consecutive year owing to a further deterioration in the terms of trade.

The increase in the gross domestic product at current prices during the third quarter was mainly attributable to an increase in the remuneration of employees, particularly of public authorities, the S.A. Railways and the Department of Posts and Telecommunications, following the adjustment of salary and wage scales effective from 1 July 1976. In contrast, the gross operating surplus, which had increased sharply in the second quarter, increased only slightly in the third quarter because the increases registered by the agricultural sector and diamond trading were partly offset by declines recorded by gold mining, construction, and wholesale, retail and motor trade.

#### Decline in real domestic expenditure

All the main components of real aggregate domestic demand, namely private and government consumption expenditure, gross fixed investment and inventory investment, declined during the third quarter of 1976. At current prices, gross domestic expenditure in the third quarter exceeded gross national product by a substantially smaller margin than in the second quarter, a development also reflected in a marked decline in the deficit on the current account of the balance of payments. The improvement of the current account during the third quarter was due partly to a sharp decline in the volume of merchandise imports which, in turn, was related to the decline in real gross domestic expenditure.

Gross domestic expenditure at constant 1970 prices

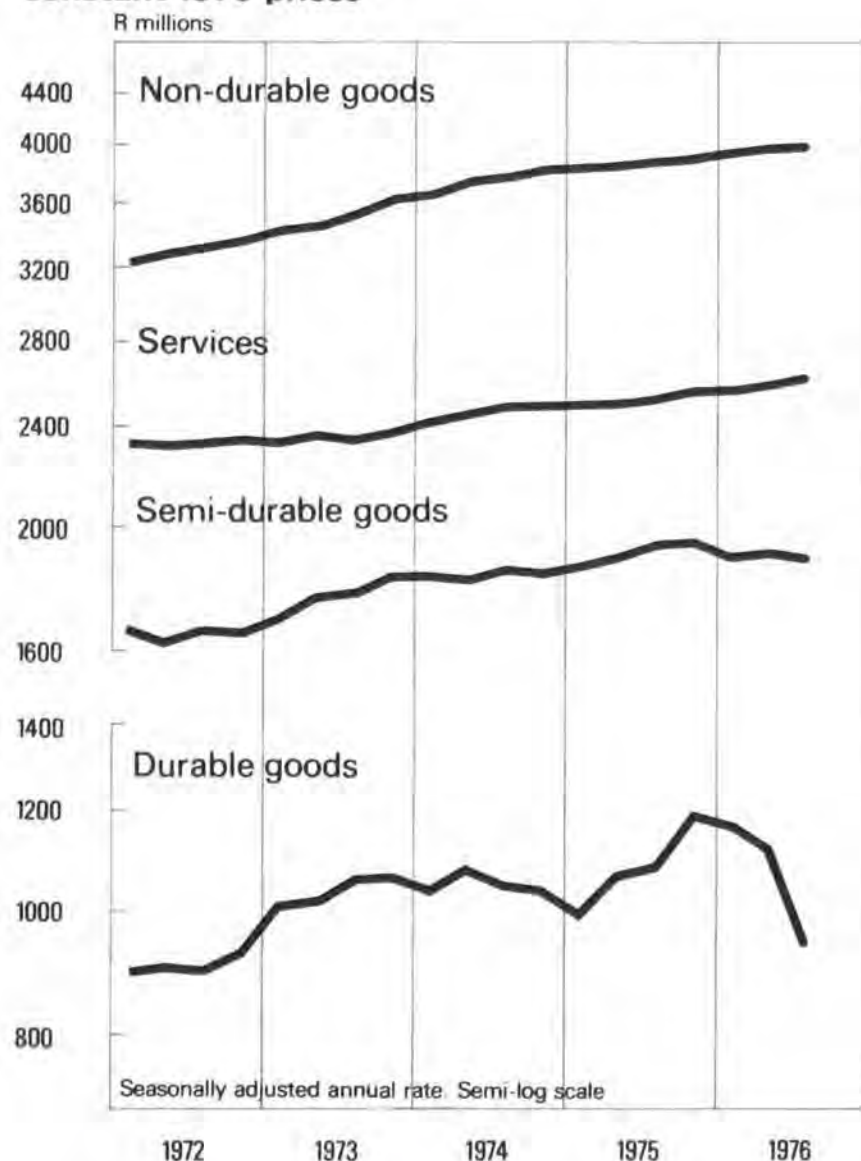


#### Decline in real private consumption expenditure

The decline during the third quarter in the level of real domestic demand was partly caused by a decline in real private consumption expenditure – the first actual decline in this component of real domestic demand recorded since the fourth quarter of 1970. Small rises in real outlays on non-durable goods and on services were more than offset by declines in real expenditure on durable and semi-durable goods.



### Private consumption expenditure at constant 1970 prices



Real outlays on all the main categories of durable and semi-durable goods, namely furniture and household appliances, personal transport equipment, recreational and entertainment goods, and clothing and footwear, declined during the third quarter. It would appear that the decline in real disposable personal income was the most important single factor responsible for the contraction of real outlays on these categories of goods, although the marked decline in residential construction at constant prices during the third quarter also contributed to the further decline in real outlays on furniture and other major household appliances. The sharp decline of about 17 per cent in the seasonally adjusted number of new motor cars sold during the third quarter could, in turn, also have been influenced by the higher prices of motor vehicles, the increased running costs and the lower rate of replacement of motor cars owing to the reduced speed limits aimed at economising on fuel consumption. The number of television sets licensed during the third quarter declined by no less than 29 per cent and is partly an indication of the extent to which the existing consumer market for television sets has been saturated.

### Decline in government consumption expenditure

One of the outstanding features of the national accounts during the third quarter of 1976 was the marked decline in the current expenditure of general government at both current and constant prices. This decline substantiated the generally accepted view that the impact of the more stringent 1976/77 Budget would only begin to take effect in the third quarter of the calendar year. Notwithstanding this decline, real government consumption expenditure in the third quarter was still 5 per cent higher than during the corresponding quarter of the preceding year and 11 per cent higher during the first three quarters of 1976 than during the comparable period of 1975. As these rates of increase were still substantially higher than either those of total domestic expenditure or gross domestic product or that envisaged in the 1976/77 Budget, it may be expected that the current level of real government consumption expenditure will decline further.

The decline in government consumption expenditure at current prices during the third quarter of 1976 was noticeable in all tiers of public authorities. The increase in salaries and wages, granted to public sector employees effective from 1 July 1976, was more than neutralised by a reduction of expenditure on goods and other services.

### Further decline in real fixed investment

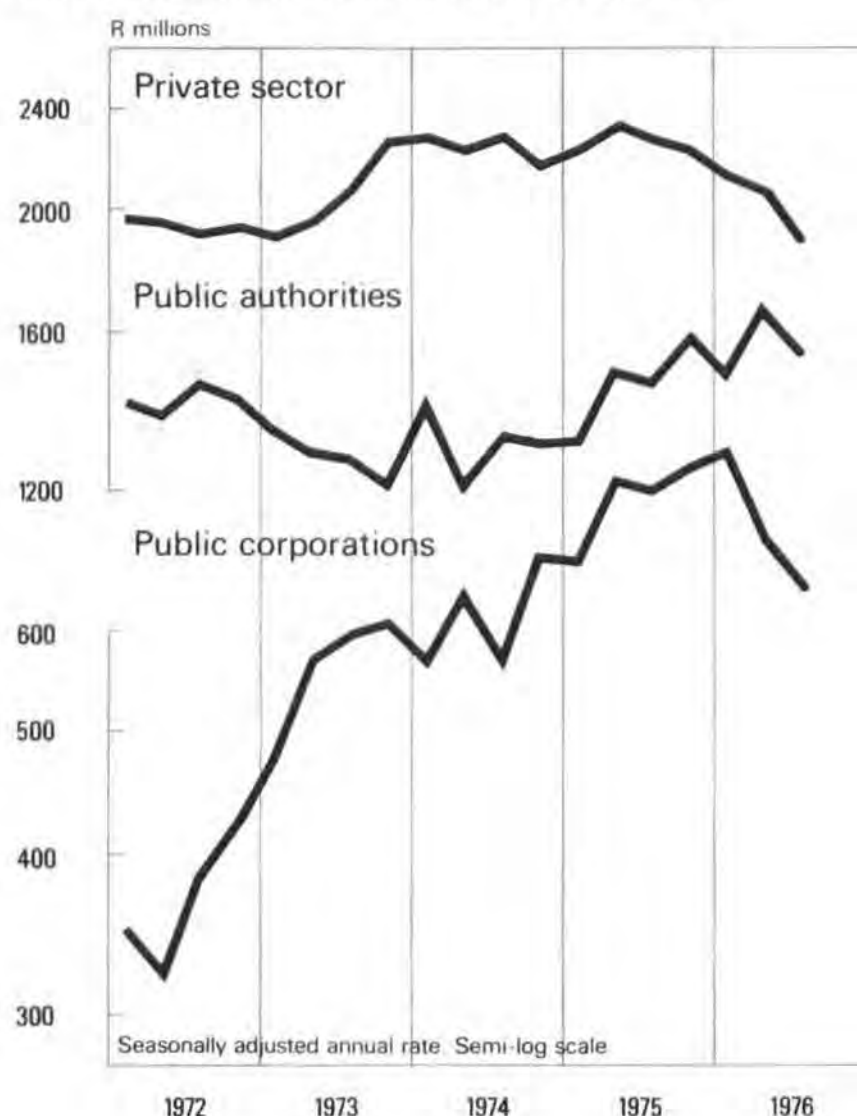
Real fixed investment by public authorities, public corporations and the private sector, all declined during the third quarter of 1976. Although total real investment declined for the third consecutive quarter, total outlays during the first three quarters of 1976 were only 3 per cent below the level during the corresponding period of 1975.

After having increased markedly during the preceding quarter, real fixed investment by public authorities declined over a broad front during the third quarter of 1976. The only notable exception was real fixed outlays of the Department of Posts and Telecommunications which increased slightly from a low level recorded in the second quarter of 1976. Notwithstanding the decline registered in the third quarter, real fixed capital outlays of public authorities were still about 10 per cent higher during the first three quarters of 1976 than during the corresponding period of 1975. The decline in real fixed investment by public corporations, for the second consecutive quarter, can be attributed to the partial completion of the Sishen-Saldanha project and the forced postponement of outlays on other projects due to a general shortage of capital.

Real private fixed investment declined further during the third quarter of 1976 to a level 16 per cent below that reached in the third quarter of 1975. For the first three quarters of 1976 it was 10½ per cent less than during the corresponding period of 1975. The decline



### Fixed investment at constant 1970 prices



contributed materially to the continued decline in total real aggregate demand and the decline in the volume of merchandise imports. Industrial and commercial inventories at constant prices again made the largest contribution to the overall decline.

### Gross domestic saving

Gross domestic saving increased in the third quarter to a level which was about 7 per cent higher than the average quarterly level attained in 1975. Notwithstanding the increase in saving and the decline in investment at current prices in the third quarter, the level of domestic saving continued to be insufficient to finance total fixed and inventory investment. Although the amount of net foreign capital and gold and other foreign reserves utilised to finance the shortfall still amounted to R1 070 million at an annual rate, it was nevertheless smaller than in any of the preceding eight quarters. With the exception of the current surplus of general government, which recorded a decline for the third consecutive quarter, all other components of gross domestic saving, namely provision for depreciation, corporate saving and personal saving increased during the third quarter of 1976. The level of the current surplus of general government in the third quarter of 1976 was the lowest recorded in sixteen consecutive quarters.

recorded in the third quarter was caused mainly by lower real outlays by leasing and hiring organisations, the mining and manufacturing sectors, and on private residential construction. The declining tendency observed in fixed investment by manufacturing during the first three quarters of 1976 was not unexpected in view of the low level of domestic demand, the existence of surplus production capacity and the decline in the value of unfilled orders at constant prices.

### Decline in the level of real inventories

In contrast to the persistent increase during the preceding four years, the book value of total inventories showed little change in the third quarter of 1976. This was almost entirely attributable to a decline in the book value of commercial inventories – the first decline in this type of inventory registered during the past three years. The book value of industrial inventories showed a small further increase and the ratio of inventories to sales of the manufacturing sector remained almost unchanged at about 86 per cent. The ratio of wholesale and retail inventories to sales declined slightly, however, from a relatively high level of 77 per cent in the first quarter to about 73 per cent in the third quarter.

At constant prices, the level of total inventories declined further during the third quarter of 1976 and



Business cycle trends, labour situation and prices

The cyclical decline in real activity in the South African economy continued during the third quarter of 1976. The South African economy has now been in the downward phase of the business cycle for 27 months, the longest recessionary phase of the post-war period, and nearly double the average length of 14 months of the preceding nine downward phases since 1946. In the United States and Japan the duration of the most recent recession was also the longest, and for the European Economic Community it was longer than the average length of downward phases during the post-war period. Although the intensity of the current downswing in South Africa has been mild compared with that experienced by most industrialised countries during their most recent downswing, present indications are that conditions in the non-agricultural sectors of the South African economy deteriorated further during the third quarter of 1976. In fact, real activity in the non-agricultural sectors of the economy declined at a seasonally adjusted annual rate of about 2½ per cent during the third quarter of 1976, following a decline of approximately 2 per cent during the second quarter.

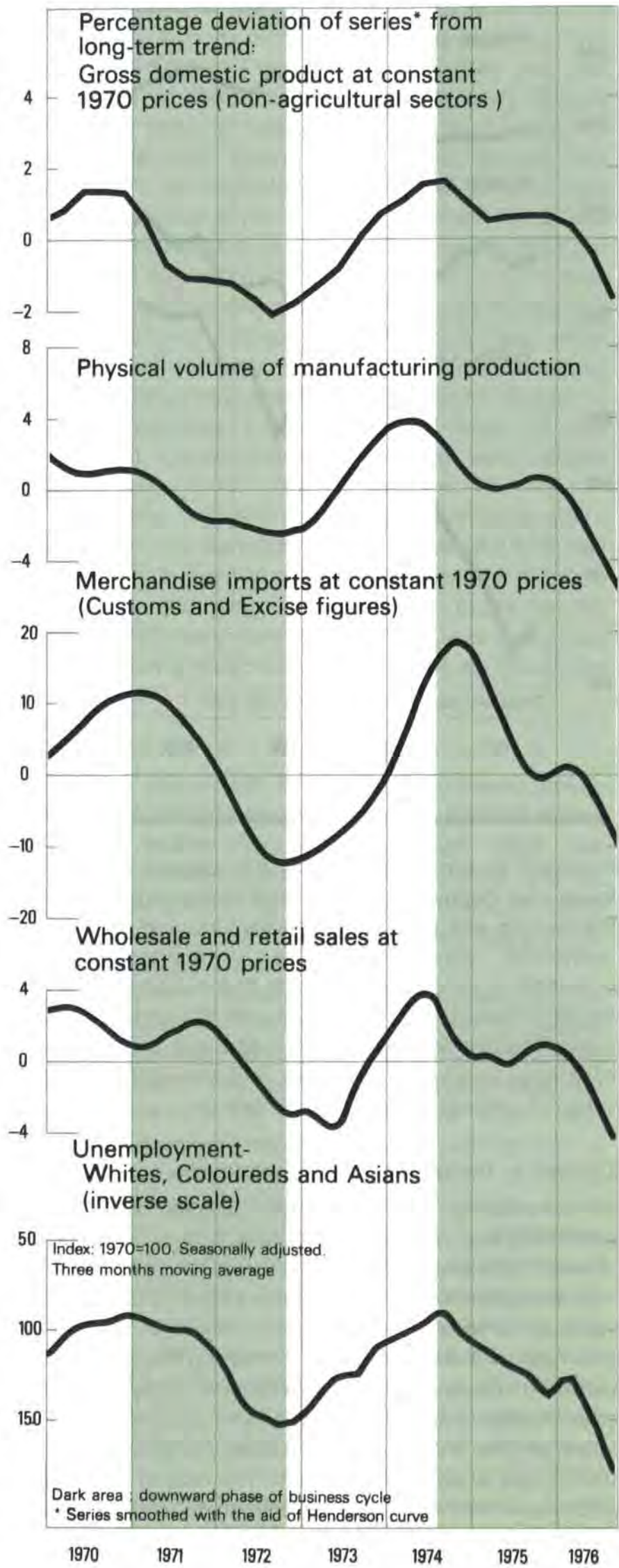
Labour situation

In view of the prolonged downswing in the economy and the further deterioration of the level of real economic activity, the labour situation eased further during the third quarter of 1976. The seasonally adjusted number of registered unemployed Whites, Coloureds and Asians, for example, increased from 11 492 in December 1975 to 13 368 in June 1976 and then further to 18 993 in October 1976. The latter figure represents about one per cent of the comparable labour force. Although official unemployment figures in respect of Blacks are not available, indications are that unemployment amongst them also increased.

During the first two quarters of 1976, employment in the non-agricultural sectors of the economy nevertheless still rose at seasonally adjusted annual rates of 2,1 and 1,7 per cent, respectively. However, these rates were attained only as a result of further increases in the number employed by the central government, the Department of Posts and Telecommunications, commerce and mining. In all other sectors the number of employees remained at approximately the same level or actually declined. In addition to the cyclical decline in employment in manufacturing and construction, the overtime hours worked in these sectors were also reduced during the first seven months of 1976. Overtime as percentage of ordinary hours worked declined in the second quarter and July 1976. The levels for these sectors reached in July were, in fact, the lowest since 1972.

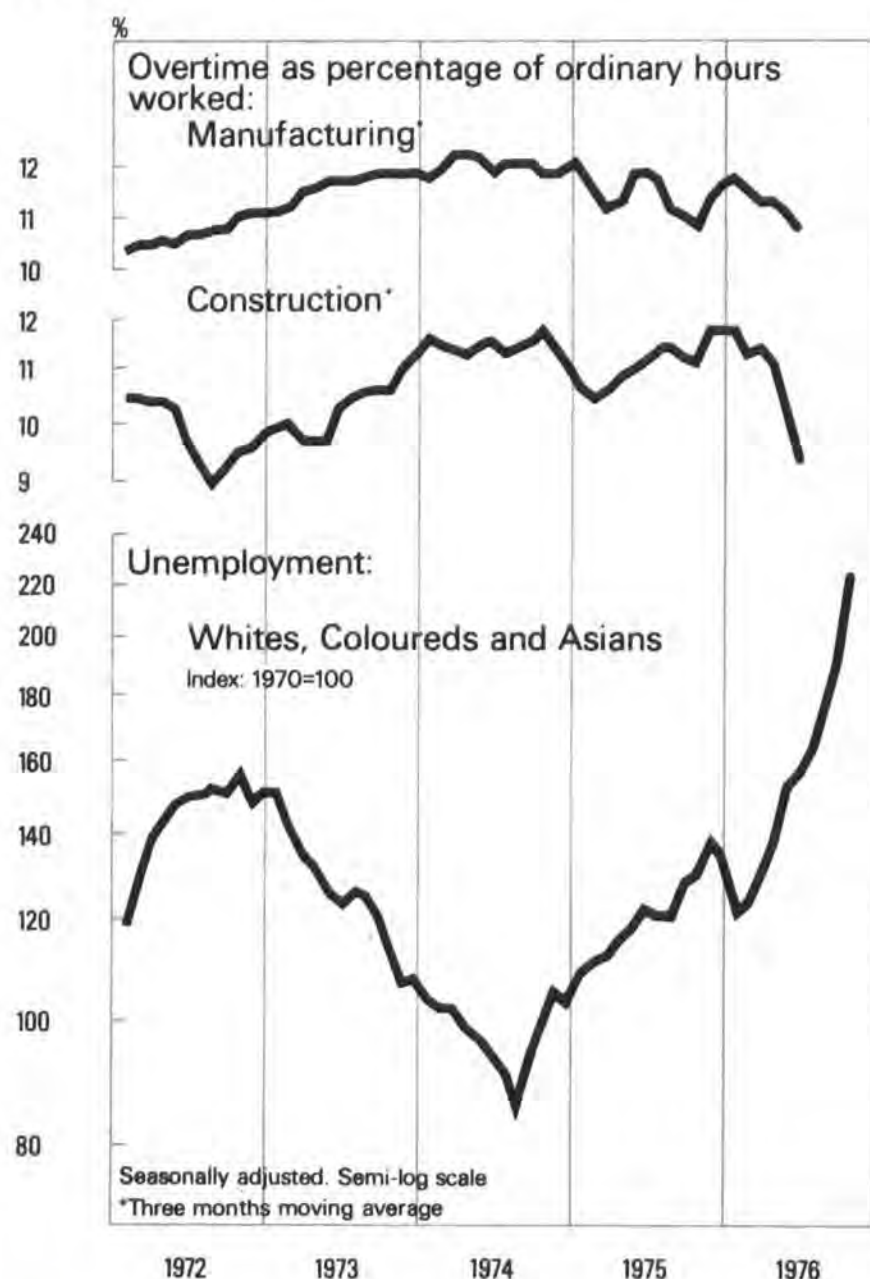
During the calendar year 1975 average real salaries and wages per worker in the non-agricultural sectors

Business cycle indicators





## Labour



were 3,6 per cent higher than during the preceding year. For the first half of 1976, however, the comparable real salaries and wages were 0,7 per cent lower than those of the corresponding period of 1975.

## Prices

The average monthly consumer and wholesale price indices for the first ten months of 1976 were 11,3 and 15,4 per cent higher than for the corresponding period of 1975. Compared with preceding years and with current international rates of increase, it is clear that, notwithstanding the lower inflationary rates recorded during recent quarters, the rates of increase in prices in South Africa are still relatively high.

After slowing down for six consecutive quarters to 10,1 per cent in the first quarter of 1976, the annual rate of increase in the seasonally adjusted consumer price index rose to 13,3 per cent in the second quarter, before declining again to 10,8 per cent in the third quarter of 1976. The higher rate of increase in the second quarter was mainly caused by increases in administered prices and indirect taxes. The seasonally adjusted rate of increase in consumer prices amounted

## Prices

Percentage rate of change

	Annual average 1965-1975	1972	1973	1974	1975	1976*
Consumer prices	6,3	6,5	9,5	11,6	13,5	11,3
Wholesale prices	7,3	8,1	13,2	18,0	17,3	15,4

\*First ten months of 1976 compared with corresponding period of 1975.

to 11,2 per cent for the twelve months up to August, 11,4 per cent to September and 11,1 per cent to October. From an analysis of the price changes of the relevant components of the consumer price index, it would appear that increases in home-owners' costs, the prices of motor cars and the price of petrol were particularly evident during the year that ended on 31 October 1976, although prices of other items, such as servants' wages, costs of laundry and dry cleaning services, and prices of non-alcoholic beverages, also rose sharply. The relatively low rate of increase in rent and food prices, in particular prices of meat, vegetables, milk and milk products, had a moderating influence on the rate of increase in consumer prices during the year to October 1976.

## Annual percentage rate of change in quarterly averages of seasonally adjusted monthly price indices

	3rd qtr. 1975 to 4th qtr. 1975	4th qtr. 1975 to 1st qtr. 1976	1st qtr. 1976 to 2nd qtr. 1976	2nd qtr. 1976 to 3rd qtr. 1976
Consumer prices	10,6	10,1	13,3	10,8
Goods	10,1	11,0	14,1	11,4
Services	11,5	8,4	11,6	9,6
Wholesale prices	19,0	12,7	15,3	15,5
Goods produced in S.A.	14,5	10,4	15,3	18,7
Imported goods	33,2	18,8	15,3	7,1

The seasonally adjusted index of wholesale prices rose at an annual rate of 15,3 and 15,5 per cent in the second and third quarters of 1976, respectively. Compared with the corresponding month of the preceding year, wholesale prices increased by 15,2 per cent to August, 16,2 per cent to September 1976 and 14,8 per cent to October. The rate of increase in wholesale prices of domestically produced goods rose at a seasonally adjusted annual rate of 15,3 and 18,7 per cent in the second and third quarters, respectively, after this index had risen by only 10,4 per cent in the first quarter of 1976. The acceleration in the rate of increase in prices in the third quarter was mainly the



result of sharp rises in electricity tariffs, prices of coal and manufactured food products. After the initial impact of the devaluation of the rand in September 1975 on prices in the fourth quarter of 1975, the annual rate of increase in prices of imported goods declined to 18,8 and 15,3 per cent in the first and second quarters of 1976, respectively, and then slowed down to 7,1 per cent in the third quarter.

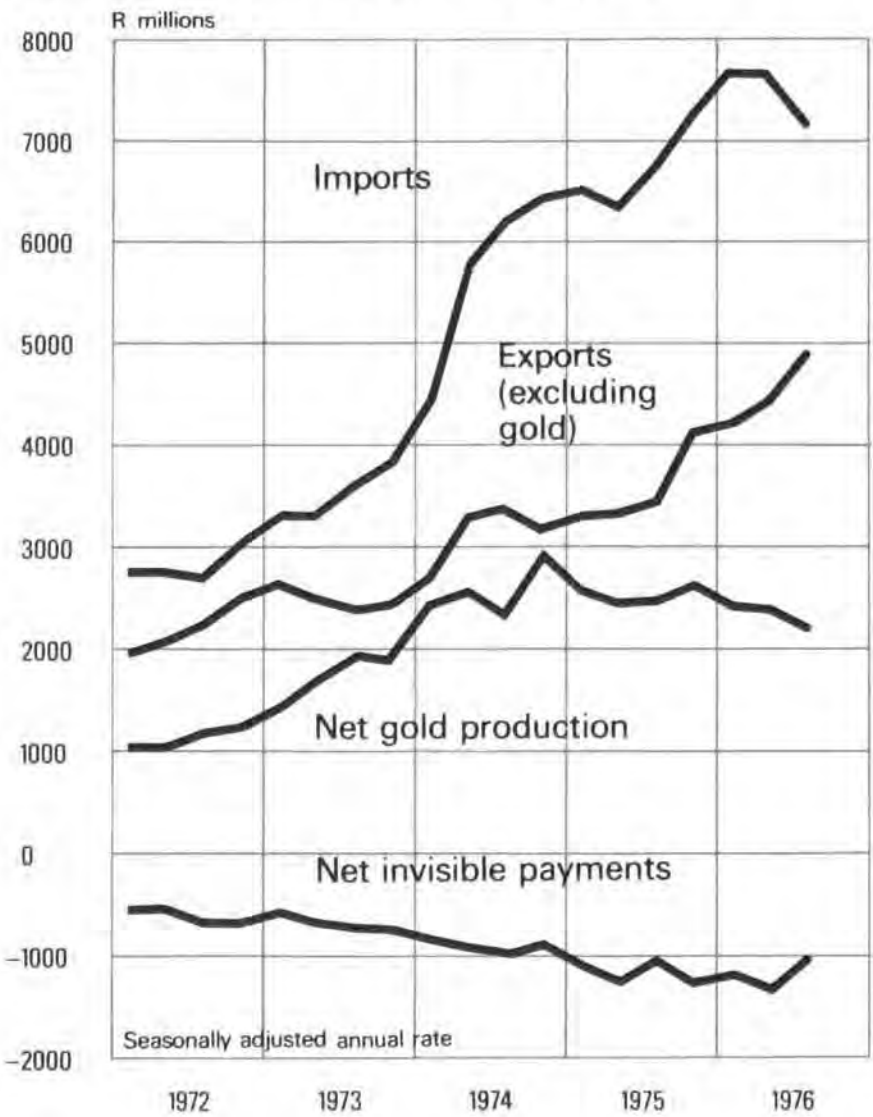
Balance of payments

After remaining at a high level for eight consecutive quarters, the deficit on the current account of the balance of payments declined substantially during the third quarter of 1976. This improvement occurred notwithstanding a further deterioration in the terms of trade. This deficit on current account together with a small net outflow of capital led to a decline in the gross gold and other foreign reserves during the third quarter. However, this decline was lower than during the second quarter of 1976.

Improvement in current account

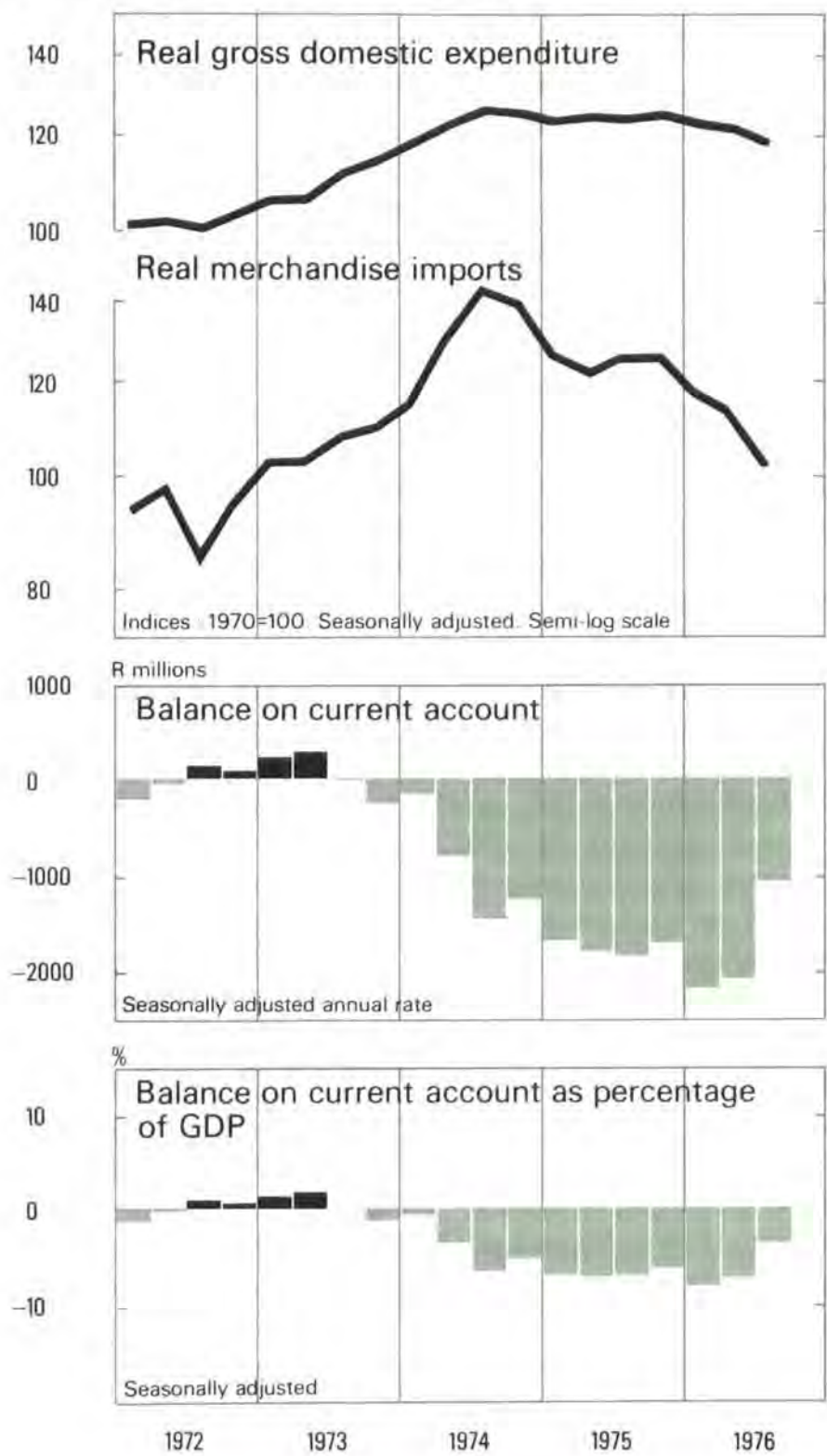
The deficit on the current account of the balance of payments improved substantially from R487 million in the second quarter to only R111 million in the third quarter of 1976. After elimination of seasonal influences and taken at an annual rate, the deficit on the current account changed from R2 108 million in the second quarter to R1 070 million in the third quarter of 1976 or from 7,5 to 3,7 per cent of the gross domestic product over this period. The improvement of the deficit on the current account was due to a decline in merchandise imports and net invisible payments to

Balance of payments current account





Gross domestic expenditure, merchandise imports and balance on current account



the rest of the world and a further substantial increase in merchandise exports, which was partly offset by a decline in the net gold output.

Merchandise imports declined from a seasonally adjusted annual rate of R7 652 million in the second quarter to R7 160 million in the third quarter, i.e. by 6,4 per cent. Although the rate of increase in prices of imported goods declined for the third consecutive quarter, it nevertheless still amounted to 1,7 per cent in the third quarter. The sharp decline in the value of merchandise imports in the third quarter can, therefore, be attributed entirely to a marked decline in the volume of imports. The decline in the value of imports was most pronounced in the categories transport equipment and machinery and electrical equipment. However, the imports of oil and defence equipment remained at high

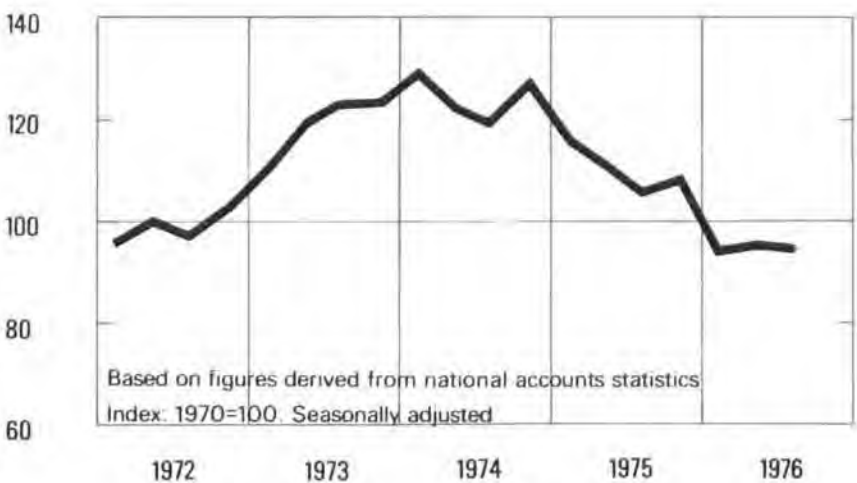
levels, and to conserve foreign exchange, the Minister of Economic Affairs introduced additional fuel conservation measures effective from 22 October 1976. During October, merchandise imports, seasonally adjusted, declined substantially.

The value of merchandise exports increased from a seasonally adjusted annual figure of R4 454 million in the second quarter to R4 939 million in the third quarter of 1976 – the seventh consecutive quarterly increase recorded. This further rise in merchandise exports occurred in most types of commodities and was attributable to either volume or price rises. Higher diamond sales and increases in the exports of mineral products, copper and sugar contributed to the rise in volume, whereas higher prices obtained for uranium, karakul pelts, copper, maize and wool accounted for the rise in average export prices. However, prices levelled off on international commodity markets during the three months up to October and this affected the earnings of South Africa's main export products, with the notable exception of wool and maize. According to figures compiled by the Department of Customs and Excise, merchandise exports declined slightly in October 1976.

The current account deficit was also reduced by a decline in net invisible payments to the rest of the world from an annual rate of R1 319 million in the second quarter to R1 036 million in the third quarter of 1976. Service receipts from foreigners increased and service payments to foreigners declined. The latter decline was due to sharp reductions in dividend payments on foreign investment and in international freight and merchandise insurance, owing to lower profits and a decline in the volume of imports, respectively. The increase in service receipts was, in turn, attributable mainly to higher sales of ship stores.

Notwithstanding a slight further increase in the physical volume of gold production, the net gold output declined from a seasonally adjusted annual figure of R2 409 million in the second quarter to R2 187 million

Terms of trade





in the third quarter of 1976. This decline can, therefore, be attributed entirely to a sharp decrease in the price of gold on the private market, namely from an average of \$127 to \$114 per fine ounce on the London market during the relevant period. However, in October and November the price of gold on the private market recovered and reached nearly \$139 per fine ounce on 15 November 1976, before it declined slightly.

*Net outflow of capital*

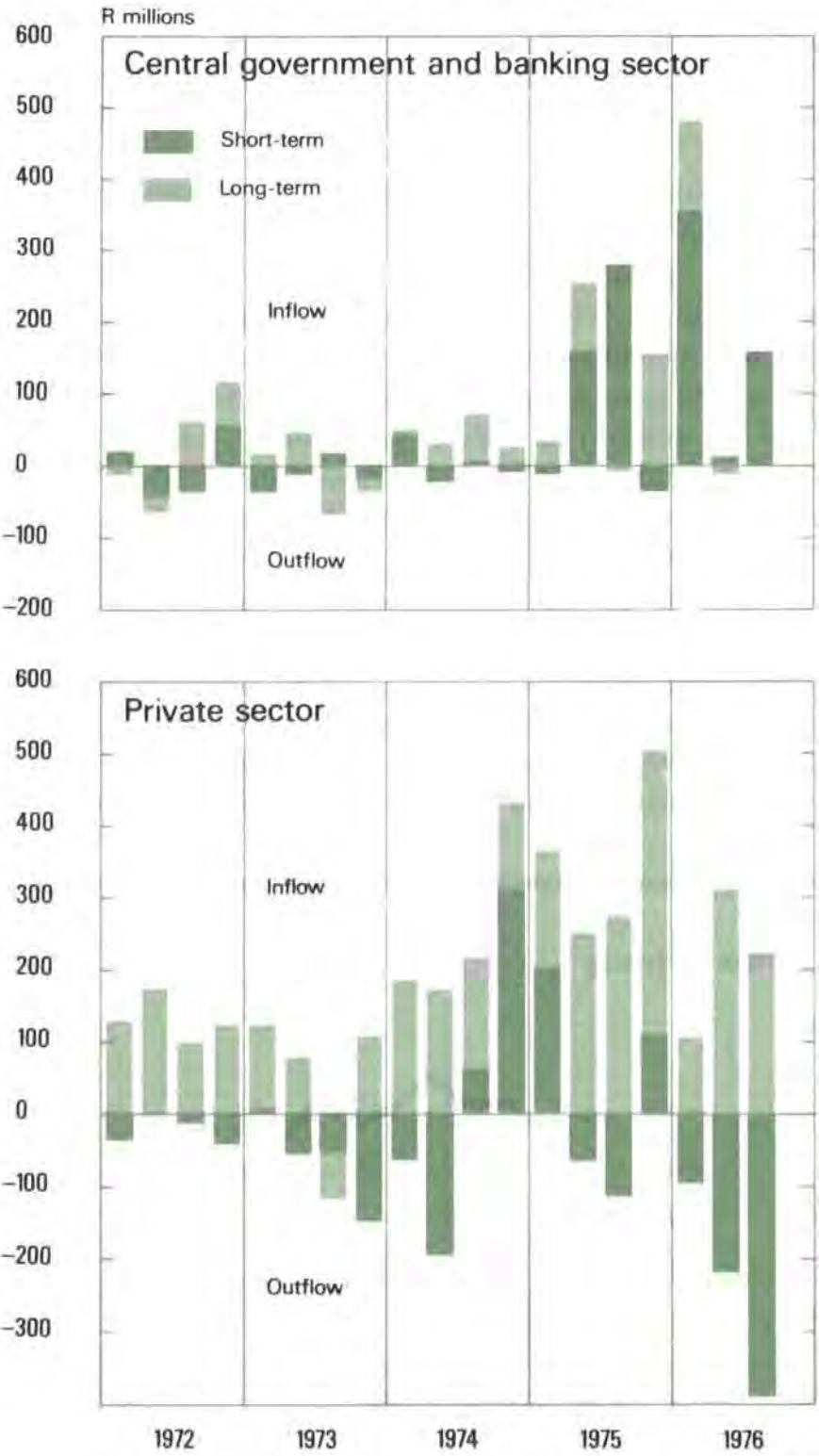
During the third quarter of 1976 the net outflow of foreign capital amounted to R12 million, but there was still a total net inflow of R560 million during the first three quarters of the year. After amounting to an average monthly figure of about R160 million in 1975

and the first quarter of 1976 the net inflow of foreign capital has declined noticeably to slightly less than R30 million per month in the second quarter and then changed to an outflow of R4 million per month in the third quarter of 1976. Although political uncertainties contributed to the deterioration in the capital account, other factors, such as the current low level of investment, an outflow of private short-term capital, a sharp decline in the long-term foreign borrowing of the central government and a decline in the value of imports, also had an adverse effect on the capital account of the balance of payments.

The central government and banking sector received a net inflow of capital of R153 million during the third quarter. This included a drawing of R75 million on the International Monetary Fund under the stand-by arrangement approved in August.

On the other hand a net outflow of capital amounting to R165 million was recorded during the third quarter of 1976, compared with a net inflow of R90 million during the second quarter.

**Net foreign capital movements by sector**





Monetary and banking situation

Money and near-money

During the third quarter of 1976 the seasonally adjusted annual rate of increase in the money and near-money supply dropped sharply to slightly less than 2 per cent, compared with 15 per cent during the first quarter and approximately 18 per cent during the second quarter of the year. The average annual rate of increase during the first nine months of 1976 was reduced to about 11 per cent, compared with an increase of 16 per cent during calendar year 1975.

Causes of changes in money and near-money

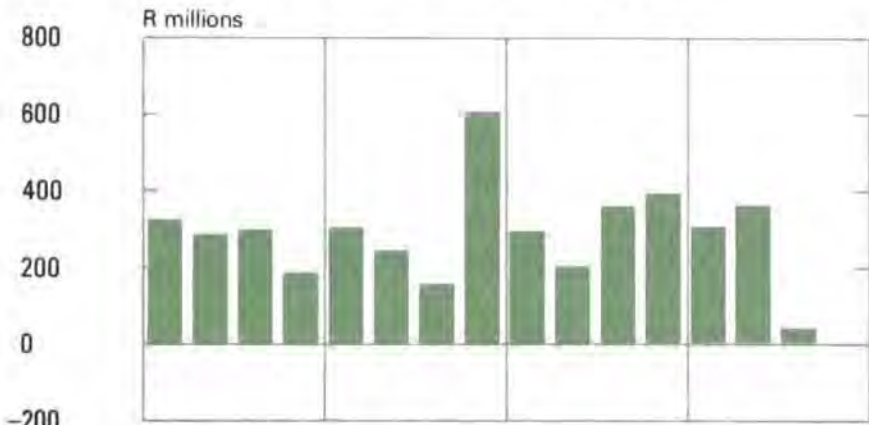
The small increase of R43 million in the seasonally adjusted money and near-money supply during the third quarter of 1976 was mostly a reflection of the sharp drop in the rate of increase in net claims of the banking sector on the government sector from the second to the third quarter of 1976, and of a reversal of the downward trend in long-term deposits of the private sector which had been in evidence from March up to July 1976. After having shown an exceptionally large increase of well over R600 million during the second quarter, net claims of the banking sector on the government sector, seasonally adjusted, rose more slowly during July and August and actually declined during September. Long-term deposits of the private sector, seasonally adjusted, rose by R176 million during August and September, after having decreased by well over R200 million during the first seven months of the year.

Against these factors which contributed to a lower rate of increase in money and near-money, the decline in the net gold and other foreign reserves of the banking sector was much smaller during the third quarter than during the second quarter of 1976. In fact, after having declined by over R800 million during the first eight months of the year, the net gold and other foreign reserves, seasonally adjusted, increased by R38 million during September. At the same time, bank credit to the private sector increased fairly sharply again during the third quarter (in particular during September), after having shown almost no change during the second quarter.

Bank credit to the private sector

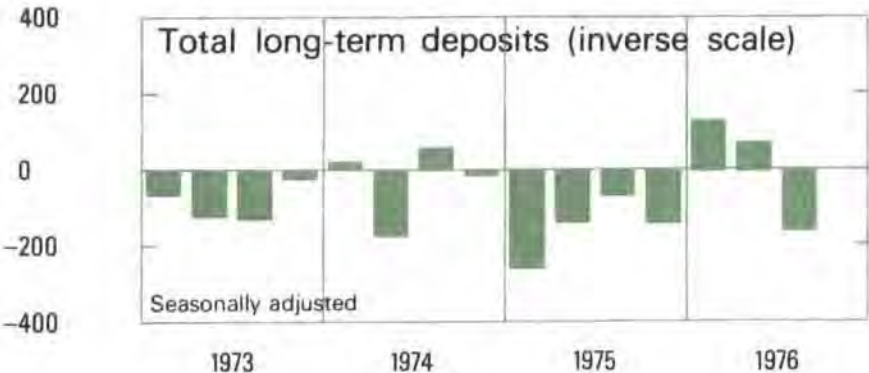
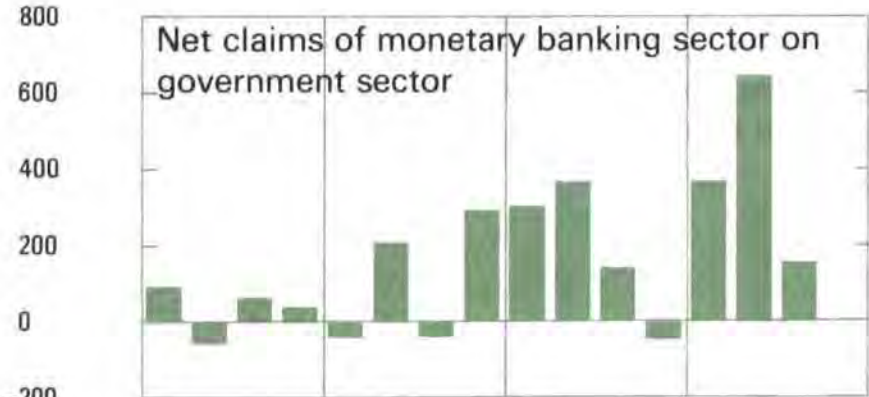
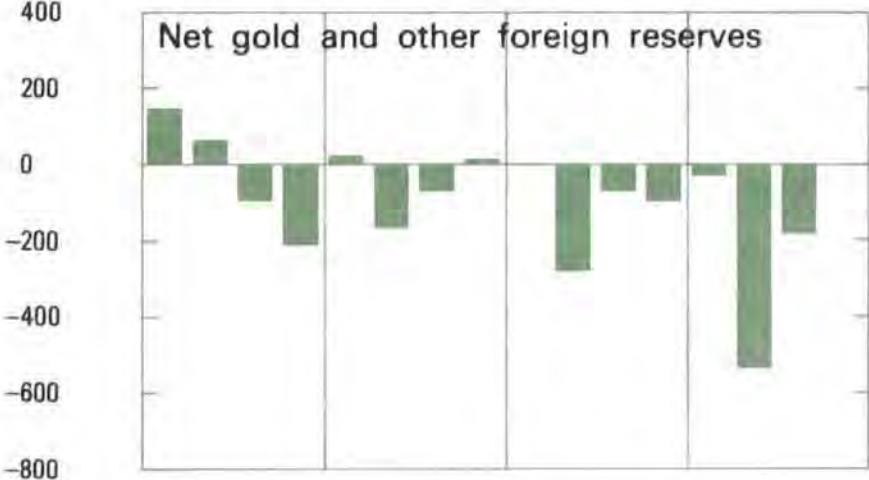
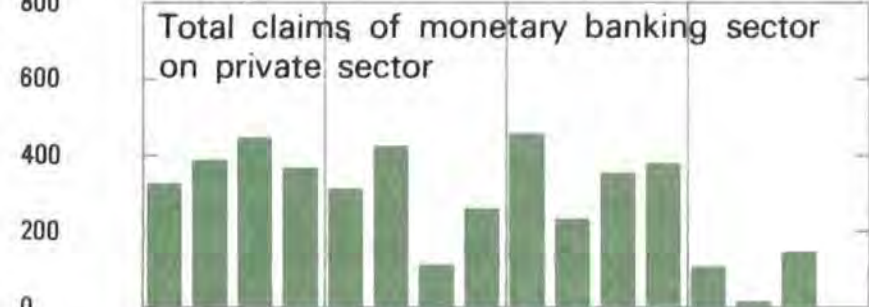
After having peaked at the end of April 1976, total claims of the banking sector on the private sector, seasonally adjusted, decreased by over R150 million, or at an annual rate of somewhat over 5 per cent, during the four months up to the end of August. This decrease was largely accounted for by a decline in commercial bank discounts and advances. The marked increase of R158 million in the seasonally adjusted claims on the private sector during September was, in turn, largely

Changes in money and near-money



Causes of changes in money and near-money

Changes in :





**Causes of changes in money and near-money, 1976**  
R millions

	Not seasonally adjusted			Seasonally adjusted		
	1st qtr.	2nd qtr.	3rd qtr.	1st qtr.	2nd qtr.	3rd qtr.
Net gold and other foreign reserves	-68	-468	-246	-37	-545	-187
Claims on government sector:						
Gross claims	244	236	75			
Government deposits (increase —, decrease +)	-248	579	-35			
Net claims	-4	815	40	368	638	162
Claims on the private sector	191	-46	196	106	5	152
Private long-term deposits (increase —, decrease +)	154	-28	-95	128	74	-147
Net other assets	-121	196	149			
<b>Total causes of changes</b>	<b>152</b>	<b>469</b>	<b>44</b>	<b>305</b>	<b>361</b>	<b>43</b>

accounted for by increased discounts, advances, and investments in private sector securities, of the commercial banks. This reversal in September of the downward movement of bank lending appears to have been associated with the provision of bank credit to companies experiencing cash flow problems in the generally unfavourable business climate and may also have reflected bank financing of import deposits. Preliminary data in respect of the five largest banks and their subsidiaries indicate that this tendency was continued during October.

*Excess liquidity of banking institutions*

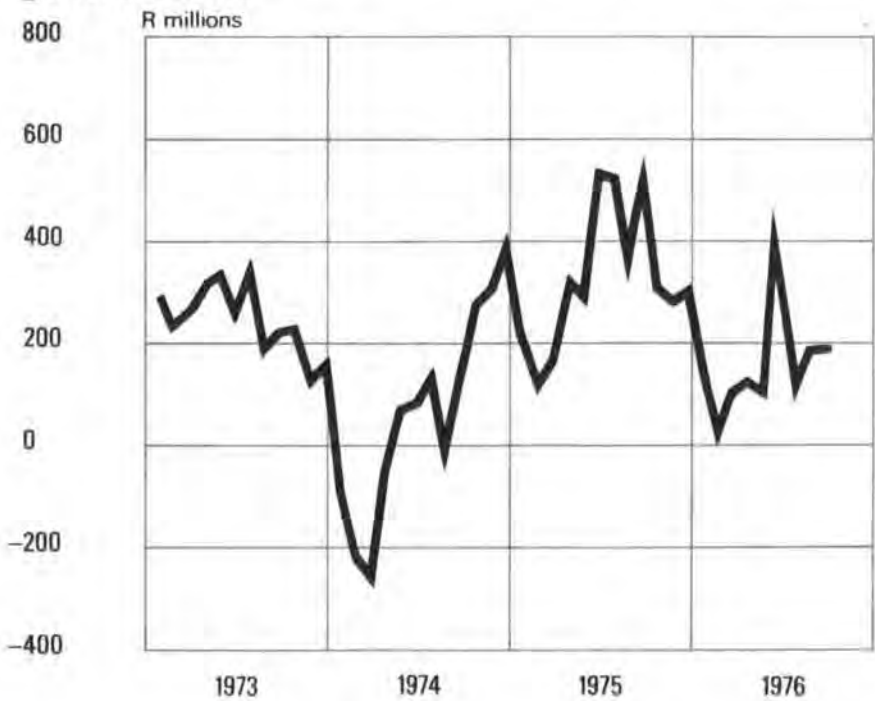
After a temporary increase at the end of June, the excess liquidity of banking institutions reverted to markedly lower levels at the end of July and remained

relatively low at the end of August, September and October. The mild recovery during August mainly reflected a decline in the banks' short-term liabilities to the public from the end of June to the end of July.

**Excess liquidity ratios of banking institutions, 1976**  
%

	June	July	Aug.	Sept.	Oct.
Commercial banks	5,1	1,1	2,5	1,7	1,9
Other monetary banks	0,3	0,6	-0,2	1,3	1,3
Other banks	-0,1	1,6	0,5	0,7	0,9
All banks	3,4	0,9	1,5	1,5	1,6

**Surplus liquid assets of commercial banks, merchant banks and monetary hire-purchase and general banks**



*Money market conditions and interest rates*

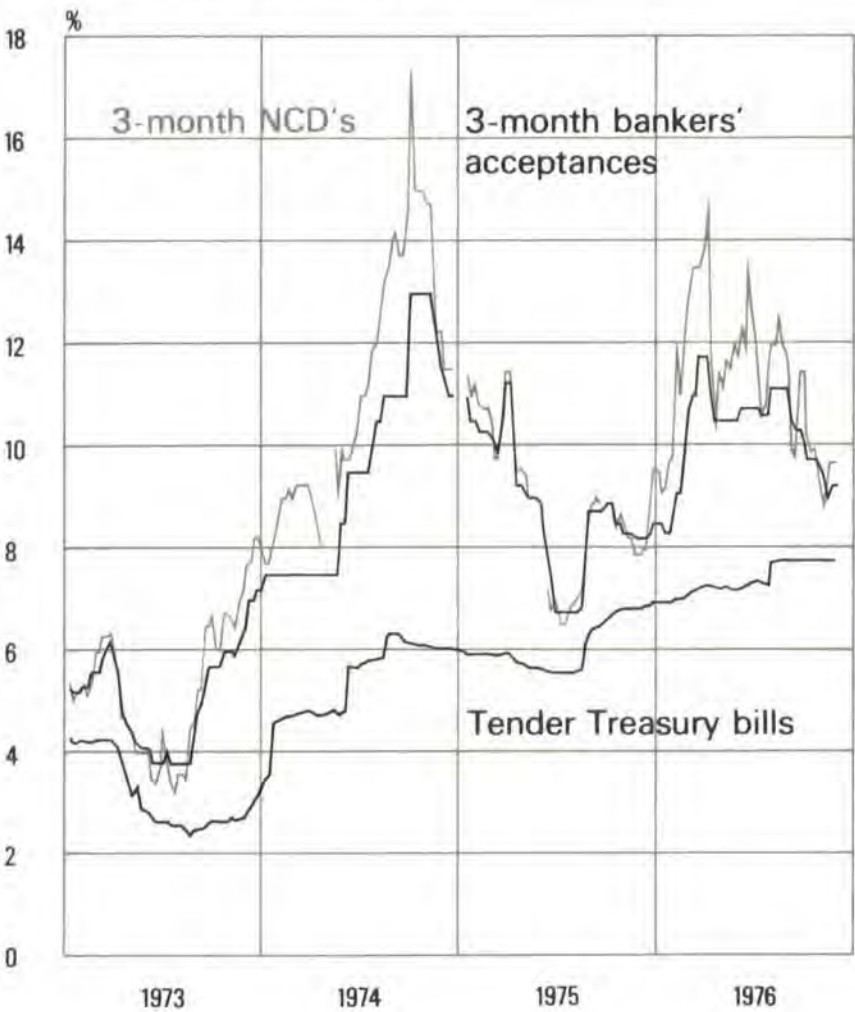
Short-term interest rates, which were at high levels during the first seven months of 1976, declined almost uninterruptedly from August onwards. The discount rate on 3-month bankers' acceptances, for example, declined from 11,15 per cent recorded in August to 9,25 per cent on 19 November. The 3-month NCD rate similarly declined from 12,50 per cent at the beginning of August to 8,75 per cent on 5 November but then increased to 9,75 per cent on 19 November. The Treasury bill tender rate declined only marginally from 7,78 per cent on 6 August to 7,72 per cent during most of November.

Call loans with the discount houses increased from around R800 million during August to a record of R898 million on 28 October but declined somewhat during the first three weeks of November. The banks' voluntary cash reserves with the National Finance Corporation, which were at a high level during the first seven months of 1976, tended to decline somewhat from the middle of August, but then increased from the end of September.

Interest rates on deposits with banking institutions remained unchanged during the first ten months of



Money market interest rates



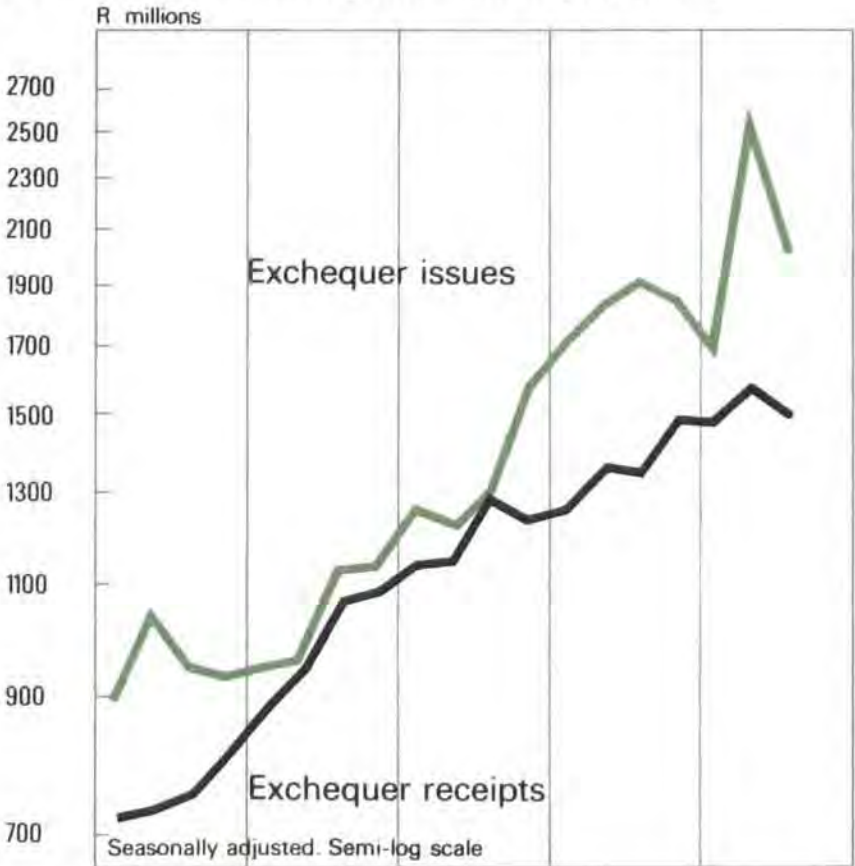
1976. Certain deposit interest rates (in the short-term category) were decreased by a number of banking institutions at the end of October and the beginning of November.

Government finance

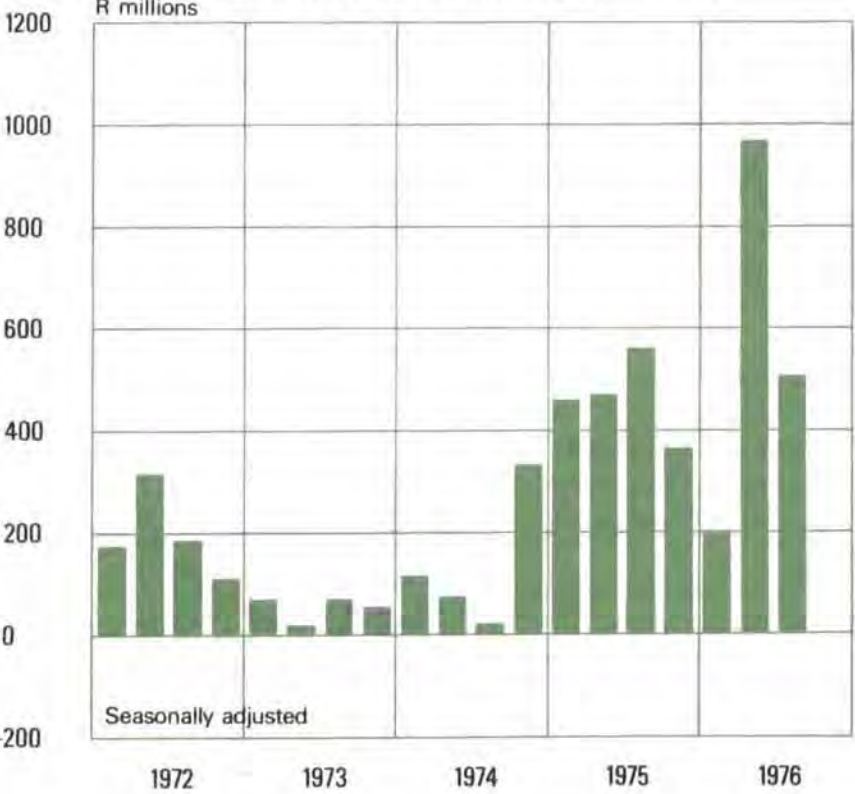
Exchequer issues

The large increase of nearly 40 per cent in Exchequer issues during the first quarter of the 1976/77 fiscal year, i.e. from April to June, compared with those during the corresponding period of 1975, was followed by a moderate increase of only 4 per cent during the second quarter. For the first half of the fiscal year Exchequer issues were 20 per cent higher than for the

Receipts on and issues from Exchequer Account (excluding borrowing and debt repayment)



Deficit on the Exchequer Account (excluding borrowing and debt repayment)





first half of the preceding fiscal year. In order to limit expenditure, in accordance with Budget estimates, to an increase of about 13 per cent for the fiscal year as a whole, issues during the second half of the fiscal year will have to rise by not more than 5 per cent compared with the corresponding 1975/76 figure. During October 1976 Exchequer issues were only slightly higher than those in October 1975. Included in the higher issues during the first half of the current fiscal year were issues under the Defence Vote which rose by 37 per cent, loan funds to the South African Railways which increased by 50 per cent, and the cost of servicing public debt which was 60 per cent higher than during the first half of the preceding fiscal year.

*Exchequer receipts*

During the first half of the current fiscal year Exchequer receipts, excluding borrowing proceeds, showed a percentage increase of 13 per cent, compared with the corresponding period of the preceding fiscal year, which was slightly larger than the estimate of 11 per cent in the Budget for the fiscal year as a whole. Income tax and lease payments by gold mining companies during the first half of the fiscal year declined at a faster rate than anticipated in the Budget for the entire fiscal year. However, income tax payments by individuals and customs, excise and sales duties increased at higher than Budget rates. A substantial rise in income tax payments by companies (other than gold-mining companies) was recorded in the first quarter of the fiscal year, but the increase in these payments was noticeably smaller during the second quarter. This accounted mainly for the lower rate of increase in total income tax payments during that quarter, notwithstanding the higher personal income tax rates that came into effect.

**Exchequer Account**

Percentage change compared with corresponding period in preceding year

	April- June	July- Sept.	April- Sept.	1976/77 Budget
<b>Receipts</b>				
Customs, excise and sales duties	19,8	32,2	26,2	23,5
Income tax (excluding gold mines)	34,7	12,6	20,7	16,4
Income tax and lease payments by gold mines	-39,1	-25,4	-30,7	-22,1
Other inland revenue	14,4	-5,0	3,0	0,0
<b>Total</b>	<b>19,2</b>	<b>8,7</b>	<b>12,9</b>	<b>11,0</b>
<b>Issues</b>	<b>38,8</b>	<b>4,4</b>	<b>19,9</b>	<b>13,4</b>

*Financing of the Exchequer deficit*

Because of the high level of Exchequer issues during the first quarter of the current fiscal year, a substantial deficit (excluding borrowing proceeds and debt repayment) of R936 million was recorded on the Exchequer Account. Although the deficit was reduced to R290 million during the second quarter of the fiscal year, the deficit of R1 226 million for the first half of the relevant year was, nevertheless, large in comparison with the figure of R853 million for the corresponding period of the preceding fiscal year and the Budget figure (as adjusted) of R1 670 million for the current fiscal year as a whole. During October the deficit amounted to R196 million, bringing the total shortfall for the first seven months of the current fiscal year to R1 422 million.

**Exchequer Financing**

R millions

	1975	1976		
	April- Sept.	April- June	July- Sept.	April- Sept.
<b>Deficit</b>	<b>853</b>	<b>936</b>	<b>290</b>	<b>1 226</b>
Financed by:				
Foreign sector	144	6	92	98
Public Debt				
Commissioners	27	202	-11	190
Paymaster-General	170	120	90	210
Private non-banking sector	253	58	268	327
Monetary banking sector	259	550	-149	401
<b>Total</b>	<b>853</b>	<b>936</b>	<b>290</b>	<b>1 226</b>

The smaller deficit during the second quarter of the fiscal year, together with increased borrowing from the private non-banking sector, enabled the Treasury not to use bank credit in financing the Exchequer deficit. The Exchequer's net indebtedness to the monetary banking sector actually declined by R149 million during this period, whereas it had increased by R550 million during the preceding quarter. The larger borrowing from the private non-banking sector consisted of issues of National Defence Bonds, new issues of government stock and loan levy receipts. Other sources of finance during the second quarter of the fiscal year were the foreign sector and the Paymaster-General.

*Stock and bond issues*

On 28 September a new long-term government stock issue was floated at a yield to redemption of 11 per cent. Subscriptions amounted to R181 million, of which R40 million and R12 million represented subscriptions by the Public Debt Commissioners and the monetary banking sector, respectively. The private non-banking sector subscribed for the remaining R129 million, of which R100 million originated from insurers



and privately-administered pension funds and R25 million from private companies. Most of these amounts were received during October 1976 and are, therefore, not reflected in the above table.

A short-term stock issue with a yield of 8,75 per cent was offered for subscription on 15 November, at which date maturing stock of R24 million fell due for redemption. Subscriptions to the new issue amounted to R229 million, of which R209 million was subscribed by the monetary banking sector.

Up to the end of October investments in National Defence Bonds, available for subscription from 1 July 1976, totalled R72 million. Insurers and privately-administered pension funds subscribed R53 million and individuals R10 million. After a reasonably favourable response during the first month of issue when R52 million was invested, interest in the National Defence Bonds appeared to have declined and subsequently about R9 million was invested during August, R8 million during September and R3 million during October.

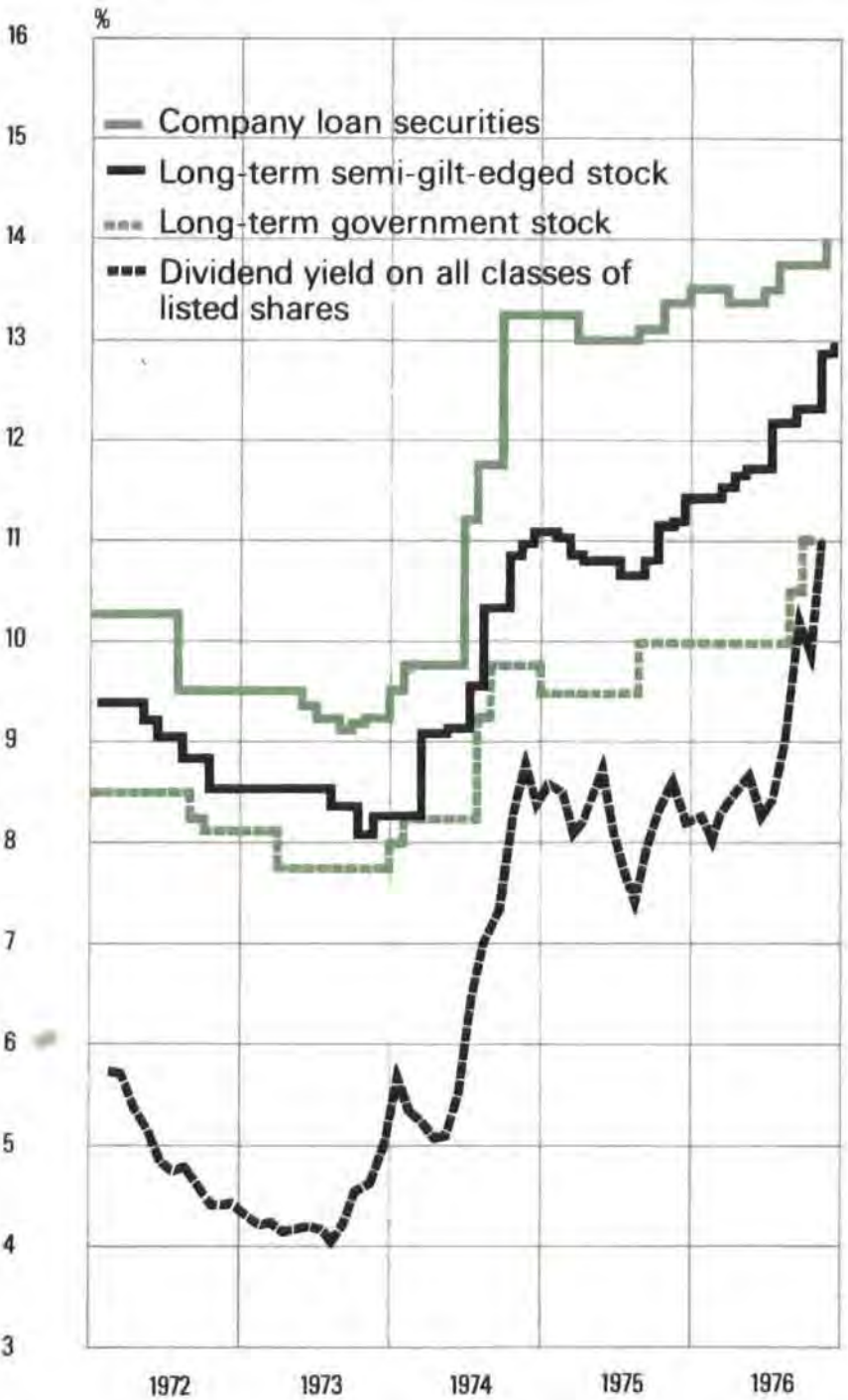
### Capital market

Developments in the capital market during the four months July to October 1976 reflected the further tightening of market conditions which had started towards the middle of the year. Thus, long-term interest rates, especially security yields, increased, share prices declined and mortgage lending and real estate activity remained at a relatively low level.

#### Fixed-interest security market

In the fixed-interest security market there was a general increase in security yields during the period July to October and the early part of November. The yield on new issues of long-term government stock increased from 10,0 to 10,5 per cent in August and to 11,0 per cent in September 1976. The yield on new issues of the highest grade semi-gilt-edged stock increased from 12,10 per cent in June 1976 to 12,24 per cent in

### Security yields





August, 12,80 per cent in October and 12,86 per cent in November. Because of these yield adjustments, the margin between gilt and semi-gilt-edged yields, which had widened from 1,35 per cent in December 1975 to 2,10 per cent in June, narrowed again to 1,85 per cent. At the higher yields a successful new issue of long-term government stock was made at the end of September and the latest issues of semi-gilt-edged stock were fully subscribed. It would appear, therefore, that at the end of the period under review investors' expectations of a further increase in long-term yields, which had been present in the market during most of the third quarter, largely disappeared. In accordance with the rise in gilt and semi-gilt-edged yields, the yield on new issues of company loan securities increased from 13,50 per cent in June to 13,75 per cent in July and subsequently to 14 per cent in November.

*Share market*

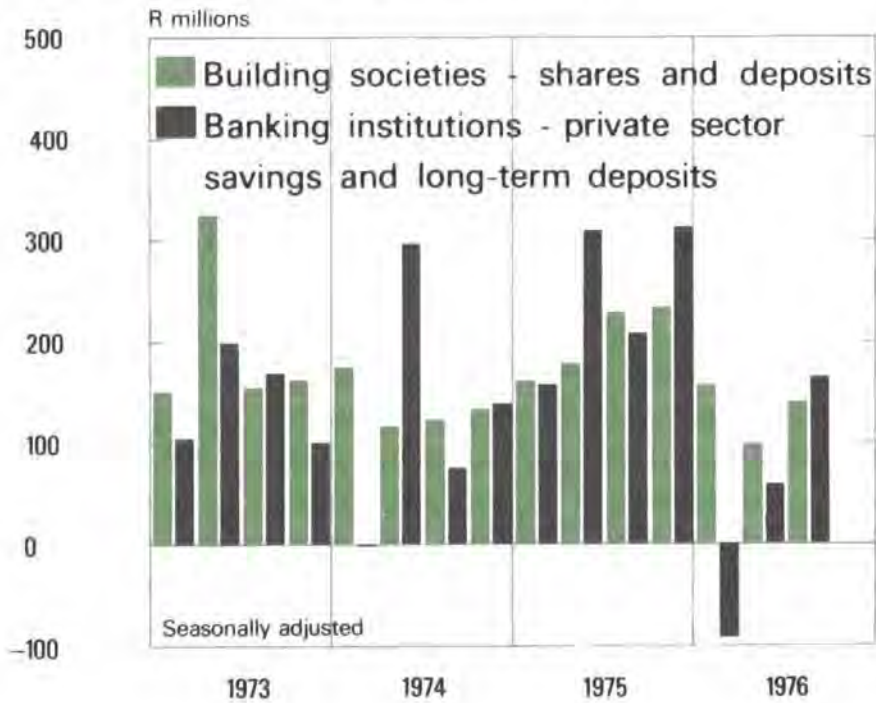
The share market remained depressed during the four months July to October 1976 and the prices of most classes of shares continued their downward movement. Notwithstanding a slight improvement in gold mining share prices during September, these prices and those of financial mining shares declined by 29 per cent and 24 per cent, respectively, during the relevant four-month period and reached their lowest levels since March 1973 and December 1971, respectively. Other financial share prices as well as industrial and commercial share prices registered declines that ranged from 11 to 19 per cent. Coal mining share prices continued to rise during the third quarter, but declined during October. Metal and mineral share prices, other than gold and coal, were slightly higher during the four-month period under review than during the first half of the year notwithstanding a declining tendency after July.

Reflecting the general trend in long-term security yields, the average dividend yield on all classes of shares increased from 8,4 per cent in June 1976 to 10,9 per cent in October. The yield margin between long-term government stock and ordinary shares narrowed from 1,6 per cent in June to just 0,1 per cent in October.

*Flow of longer-term funds to deposit-receiving and related institutions.*

The flow of longer-term funds to deposit-receiving and related institutions during the third quarter of 1976 was noticeably higher than during the first half of the year. The seasonally adjusted increase in building society shares and deposits during the third quarter amounted to R140 million, compared with a quarterly average of R126 million for the first half of the year. Savings and long-term deposits with banking institutions changed quite markedly. Compared with an average quarterly decline of R17 million during the first half of 1976, these deposits, seasonally adjusted, showed an

**Flow of funds to financial institutions**



increase of R165 million during the third quarter. The flow of funds to government savings facilities, mainly those of the Department of Posts and Telecommunications, also increased noticeably. New investments with participation mortgage bond schemes, however, were more or less maintained at the same level as in the first half of the year. Notwithstanding the larger flow of funds to the relevant institutions during the third quarter, the total for the first nine months of 1976 was still only 54 per cent of the corresponding figure for 1975.

*Mortgage and real estate markets*

Because of the higher inflow of new funds to building societies during the third quarter, new mortgage loans granted were slightly higher than the quarterly average for the first half of the year. However, new mortgage loans actually paid out continued to decline during the third quarter and the higher level of new mortgages granted will probably have its effect on the mortgage market only during the fourth quarter. Notwithstanding the increase during the third quarter, new loans granted during the first nine months of the year were 12 per cent lower than during the corresponding period of 1975.

The declining trend in real estate transactions since the beginning of 1976 continued into the third quarter. The seasonally adjusted value of such transactions during the third quarter was 11,6 per cent less than the quarterly average for the first half of the year.



# Kwartaallikse ekonomiese oorsig

## Algemene opmerkings

Die verskillende monetêre en fiskale beleidsmaatreëls wat gedurende die afgelope twee jaar deur die owerhede geneem is, het gedurende die derde kwartaal van 1976 'n gunstige uitwerking op die betalingsbalans en die Regering se finansies begin toon. Die tekort op die lopende rekening van die betalingsbalans is in die derde kwartaal meer as gehalveer. Alhoewel daar 'n klein uitvloeiing van buitelandse kapitaal was, het die land se goud- en ander buitelandse reserwes gedurende die derde kwartaal met 'n baie kleiner bedrag as gedurende die voorafgaande kwartaal gedaal. In werklikheid het die reserwes in September, Oktober en die eerste helfte van November 'n toename getoon.

Die lopende rekening van die betalingsbalans het gedurende die onlangse maande verbeter as gevolg van sowel binnelandse as eksterne ontwikkelings. Op die binnelandse front het die owerhede se korrektiewe maatreëls hul uitwerking begin toon en die reële bruto binnelandse besteding en derhalwe die volume van invoere verlaag. Daarbenewens het die instelling van die invoerdepositoskema in Augustus 1976 hierdie aanpassingsproses versnel. In die internasionale sfeer het die oplewing van ekonomiese bedrywigheid oorsee vanaf die tweede helfte van 1975 alreeds 'n gunstige uitwerking op Suid-Afrika se uitvoere gehad.

Alhoewel 'n verdere verbetering in die lopende rekening verwag kan word, veral as die onlangse stewigheid in die goudprys voortduur, kan daar gedurende die volgende jaar 'n kleiner netto invloeiing van buitelandse kapitaal as in die voorafgaande twee jare verwag word. Politieke verwickelinge in Suidelike Afrika sal natuurlik 'n belangrike invloed op die kapitaalvloeï na Suid-Afrika hê. Indien die netto kapitaalinvloeiing in die nabye toekoms op 'n laer vlak sou wees, sal die tekort op die lopende rekening ook kleiner moet wees, met 'n gepaardgaande laer reële groei-koers as wat moontlik sou gewees het met 'n hoër vlak van kapitaalinvloeiing. In sulke omstandighede sal spaarbewustheid in die algemeen en die skepping van 'n hoër vlak van binnelandse besparing aangewese wees.

'n Verdere gunstige uitwerking van die owerhede se korrektiewe beleidsmaatreëls was in die Regering se finansies in die derde kwartaal van 1976 te bespeur. Die totale tekort van die Skatkis (uitgesonderd lenings) het gedurende die derde kwartaal van 1976 nie alleen aansienlik gedaal nie maar die Skatkis het ook sy netto skuldposisie teenoor die monetêre banksektor verminder in vergelyking met 'n groot toename gedurende

die tweede kwartaal. Vir die regeringsektor as geheel was die toename in die netto skuldposisie teenoor die banksektor in vergelyking met die eerste en tweede kwartaal baie kleiner. Hierdie ontwikkeling het baie tot die vermindering in die koers van toename in die hoeveelheid geld en kwasi-geld in die derde kwartaal van 1976 bygedra — 'n belangrike doelstelling van die huidige monetêre beleid.

Die toename in die hoeveelheid geld en kwasi-geld gedurende die derde kwartaal het in werklikheid 'n seisoensaangesuiwerde jaarkoers van 2 persent bedra in vergelyking met 'n koers van toename van 18 persent gedurende die tweede kwartaal en 15 persent gedurende die eerste kwartaal van 1976. 'n Toename in langtermyndeposito's van die private sektor by die banksektor en 'n betreklik lae koers van toename in bankkrediet aan die private sektor het ook tot die verlangsaming in die koers van toename in die voorraad geld en kwasi-geld bygedra. Hierdie verlangsaming het plaasgevind nieteenstaande die feit dat die afname in die netto goud- en ander buitelandse reserwes in die derde kwartaal baie kleiner was as in die tweede kwartaal.

Ondanks die stram monetêre toestand het korttermynrentekoerse vanaf Augustus 1976 afwaarts beweeg hoofsaaklik in reaksie op die uitsonderlik hoë pieke wat gedurende die voorafgaande maande bereik is, 'n gebrekkige vraag na bankkrediet en verwagtings aangaande 'n moontlike verruiming in die geldmarktoestand as 'n gevolg van, onder andere, die verbetering in die betalingsbalans. Volgens die huidige amptelike rentekoersbeleid behoort rentekoerse nie toegelaat te word om in so 'n mate afwaarts te beweeg dat dit inflasie sal vererger en die kapitaalrekening van die betalingsbalans nadelig sal beïnvloed nie. In hierdie opsig sal die uitslag van die Regering se finansies gedurende die volgende paar maande van die grootste belang wees.

Die vernouing van die kapitaalmarktoestand teen die middel van die jaar het gedurende die derde kwartaal van 1976 voortgeduur. So het langtermynopbrengskoerse op effekte tot rekordvlakke gestyg, aandelepryse het gedaal en dividendopbrengskoerse het gestyg, en verbandlenings en vaste eiendomstransaksies het traag gebly. 'n Welkome ontwikkeling in die kapitaalmark gedurende die derde kwartaal was die opmerklike toename in die vloei van langertermynfondse na finansiële instellings, wat deels toe te skryf was aan 'n styging in persoonlike besparing as gevolg van 'n laer koers van toename in verbruiksbesteding.

Alhoewel die korrektiewe monetêre en fiskale beleidsmaatreëls gedurende die derde kwartaal van



1976 'n gunstige uitwerking op die betalingsbalans en die Regering se finansies begin toon het, was die inflasiekoers steeds op 'n onaanvaarbaar hoë vlak. Alle pogings om inflasie te beteuel sal derhalwe voortgesit moet word. Dit sluit in die beperking van die koers van toename in die hoeveelheid geld en kwasi-geld en derhalwe ook die koers van toename in die binnelandse kredietuitbreiding, insluitende die voorsiening van bankkrediet aan die regeringsektor, die beperking van owerheidsuitgawes en al die ander kort- en langtermyn maatreëls wat in die Anti-Inflasie Manifes vervat is. Dit is duidelik dat 'n voortsetting van die beperkende monetêre en fiskale beleid noodsaaklik is om hierdie doelstellings te bereik. Boonop het die betalingsbalans se aanpassingsproses nog nie ver genoeg gevorder om die owerhede in staat te stel om die huidige monetêre en fiskale maatreëls te verslap nie, alhoewel die vooruitsigte vir 'n voortsetting van die verbetering in die lopende rekening van die betalingsbalans uitstekend is.

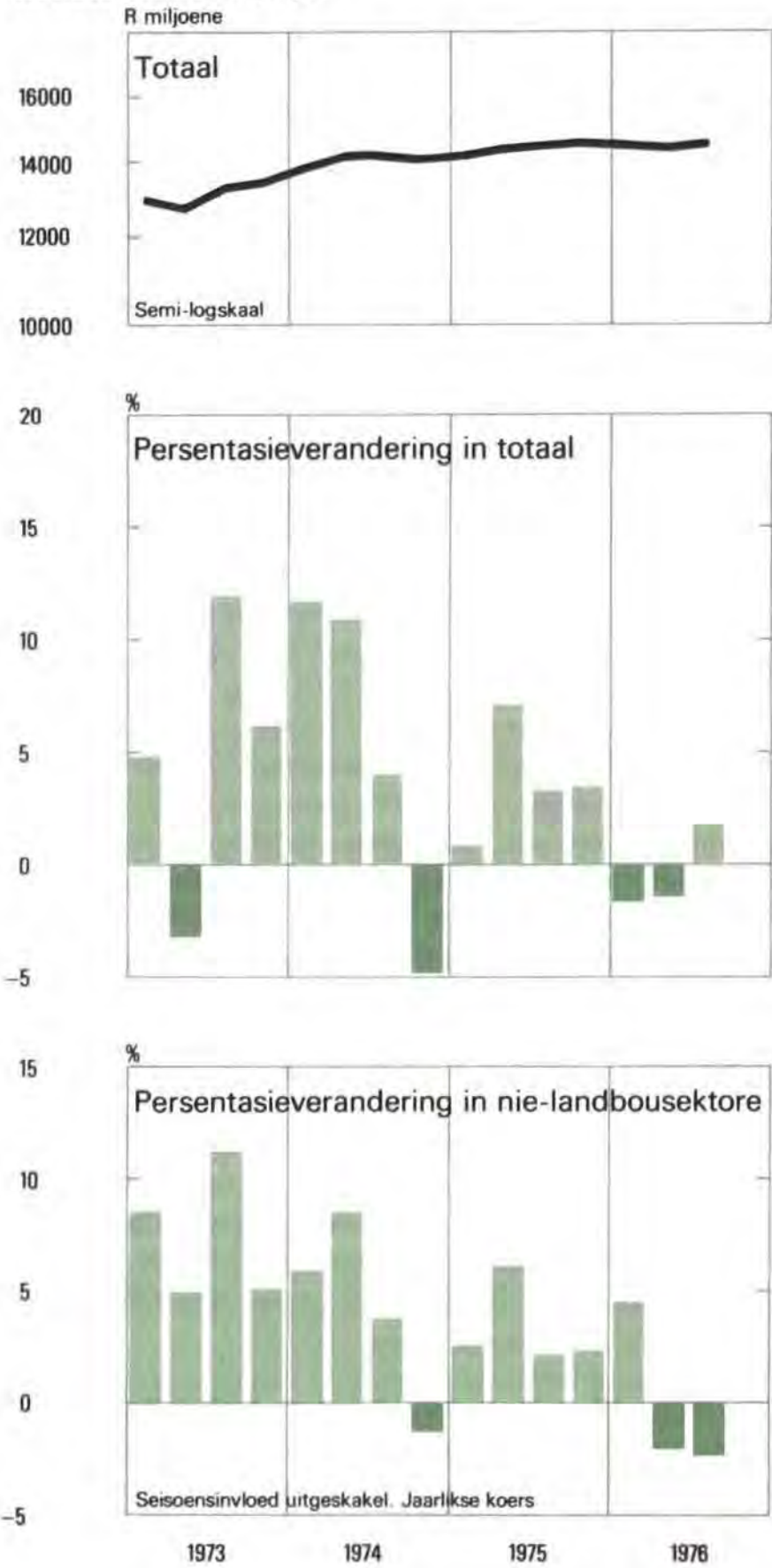
Die beperkende monetêre en fiskale beleid, wat noodsaaklik is om die betalingsbalans te versterk en inflasie te beteuel, is natuurlik oor die kort termyn nie bevorderlik vir 'n hoër groeikoers en vermindering van werkloosheid nie. Die reële toegevoegde waarde van die nie-landbousektore van die ekonomie het in werklikheid gedurende die derde kwartaal van 1976 sy tweede opeenvolgende afname getoon. Desnieteenstaande word dit verwag dat die reële bruto *binnelandse* produk gedurende 1976 'n klein positiewe groeikoers sal toon maar dat die reële bruto *nasionale* produk vir die tweede opeenvolgende jaar 'n afname sal toon as gevolg van 'n verdere verswakking in die ruilvoet. In die lig van Suid-Afrika se ontsaglike natuurlike hulpbronne en die ekspansionistiese invloed van inkome-skepping deur groter uitvoere wat alreeds merkbaar is, sal die vooruitsigte vir 'n oplewing van die binnelandse ekonomiese bedrywigheid gunstig word sodra die betalingsbalans voldoende verstewig het en die inflasiekoers tot 'n meer aanvaarbare vlak gedaal het.

Nasionale rekeninge

Bruto binnelandse produk

Alhoewel die totale reële bruto binnelandse produk, wat in sowel die eerste as die tweede kwartaal van 1976 gedaal het, in die derde kwartaal effens toegeneem het as gevolg van 'n aansienlike positiewe bydrae deur die landbousektor, het die reële toegevoegde waarde van die nie-landbousektore vir die tweede opeenvolgende kwartaal gedaal. In werklikheid het die koers van af-

Bruto binnelandse produk teen konstante 1970-pryse





name in die reële bruto binnelandse produk van die nie-landbousektore versnel vanaf 'n seisoensaangesuiwerde jaarkoers van ongeveer 2 persent in die tweede kwartaal tot bykans  $2\frac{1}{2}$  persent in die derde kwartaal van 1976. Nie-goudmynbou was die enigste nie-landbousektor wat 'n opmerkbare styging in sy reële toegevoegde waarde getoon het, maar hierdie positiewe bydrae is meer as geneutraliseer deur afnames wat deur die konstruksiesektor en die klein- en motorhandel aangeteken is. Die reële inkome geskep deur ander sektore, insluitende belangrike sektore soos die fabriekswese, goudmynbou en die groothandel, het weinig verandering in vergelyking met dié van die tweede kwartaal getoon. Die verdere verslegting in die reële ekonomiese bedrywigheid in die nie-landbousektore kan toegeskryf word aan die daling in al die komponente van reële binnelandse besteding gedurende die derde kwartaal van 1976.

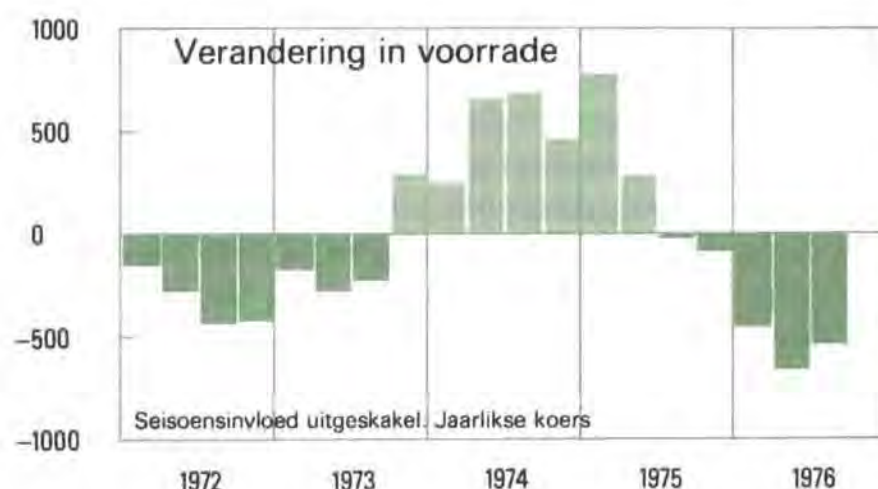
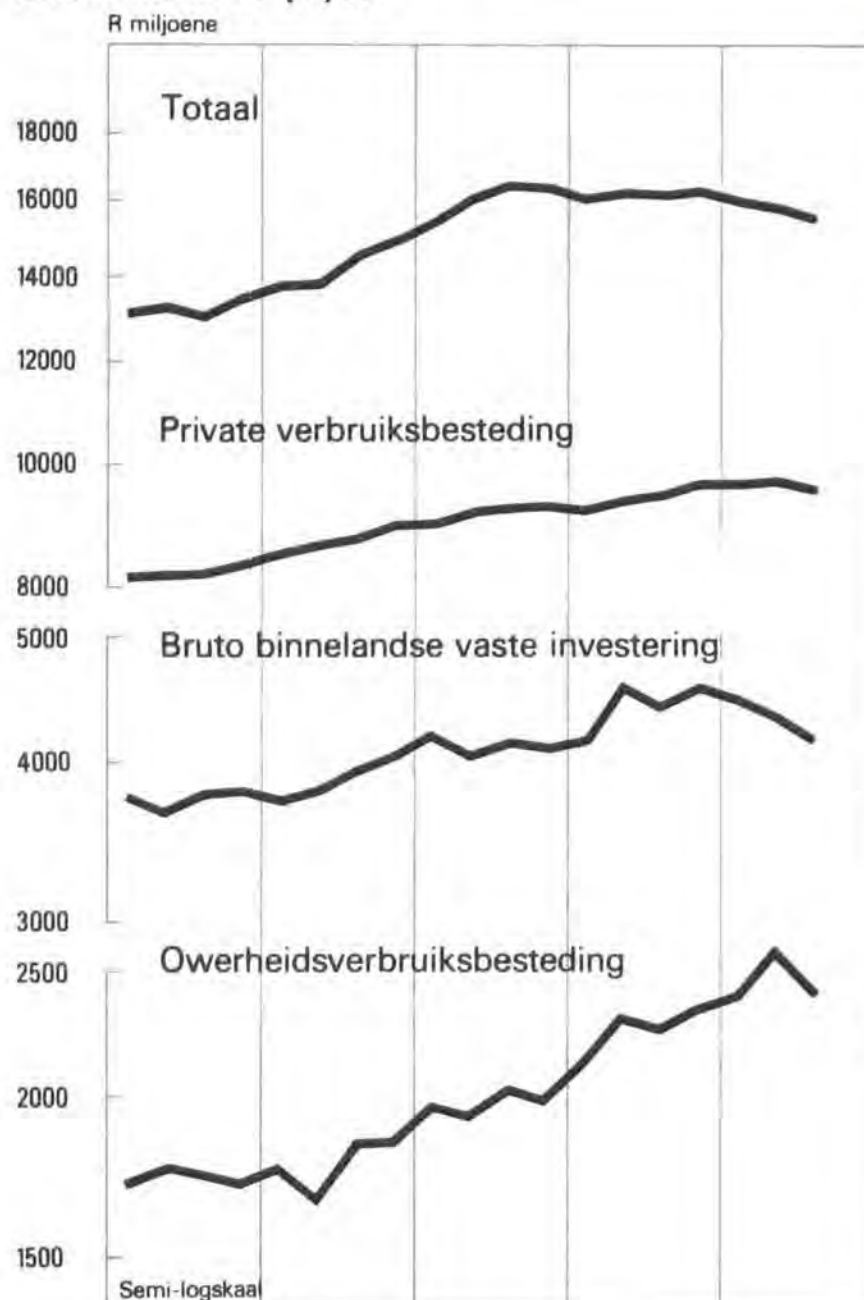
Met ramings van die nasionale rekeninge nou beskikbaar vir die eerste drie kwartale van 1976, wil dit voorkom asof 'n klein maar positiewe groeikoers in die reële bruto binnelandse produk vir die kalenderjaar 1976 verwag kan word. Nieteenstaande hierdie vooruitsig vir die reële bruto *binnelandse* produk, word verwag dat die reële bruto *nasionale* produk vir die tweede opeenvolgende jaar sal daal as gevolg van die verdere verslegting in die ruilvoet.

Die toename in die bruto binnelandse produk teen heersende pryse in die derde kwartaal was hoofsaaklik toe te skryf aan 'n toename in die vergoeding van werknemers, in besonder van openbare owerhede, die S.A. Spoorweë en die Departement van Pos- en Telekomunikasiwese, wat gevolg het op die aanpassing van salaris- en loonskale met ingang 1 Julie 1976. In teenstelling hiermee het die bruto bedryfsurplus, wat in die tweede kwartaal skerp toegeneem het, in die derde kwartaal slegs effens gestyg aangesien die toenames wat deur die landbousektor en diamanthandel getoon is, gedeeltelik geneutraliseer is deur dalings wat deur die goudmynbou, konstruksie, en groot-, klein- en motorhandel aangeteken is.

#### *Afname in reële binnelandse besteding*

Al die hoofkomponente van totale reële binnelandse vraag, naamlik private en owerheidsverbruiksbesteding, bruto vaste investering en voorraadinvestering, het gedurende die derde kwartaal van 1976 gedaal. Teen heersende pryse het die bruto binnelandse besteding in die derde kwartaal die bruto nasionale produk met 'n aansienlik kleiner marge as in die tweede kwartaal oorskry, 'n ontwikkeling wat ook in 'n opmerkbare afname in die tekort op die lopende rekening van die betalingsbalans weerspieël is. Die verbetering van die lopende rekening gedurende die derde kwartaal was gedeeltelik toe te skryf aan 'n skerp afname in die volume van goedere-invoere, wat op sy beurt weer verband gehou het met die afname in die reële bruto binnelandse besteding.

#### **Bruto binnelandse besteding teen konstante 1970-pryse**

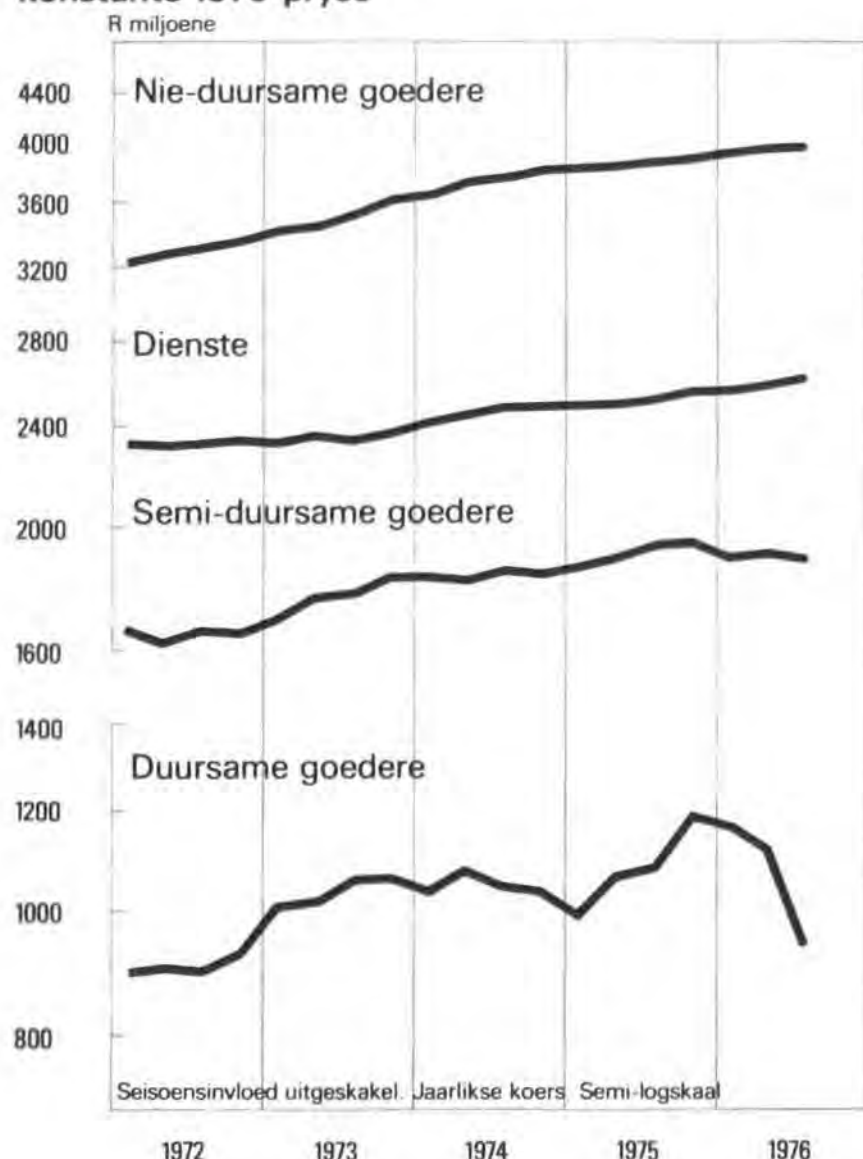


#### *Afname in reële private verbruiksbesteding*

Die afname in die vlak van reële binnelandse vraag gedurende die derde kwartaal is gedeeltelik deur 'n afname in reële private verbruiksbesteding veroorsaak – die eerste werklike daling in hierdie komponent van reële binnelandse vraag wat sedert die vierde kwartaal van 1970 aangeteken is. Klein toenames in reële besteding aan nie-duursame goedere en aan dienste is



## Private verbruiksbesteding teen konstante 1970-pryse



meer as geneutraliseer deur afnames in reële besteding aan duursame en semi-duursame goedere.

Reële besteding aan al die hoofklasse van duursame en semi-duursame goedere, naamlik meubels en huishoudelike toerusting, persoonlike vervoertoerusting, ontspanning en vermaaklikheidsgoedere en klerasie en skoeisel, het gedurende die derde kwartaal gedaal. Dit wil voorkom asof die afname in reële beskikbare persoonlike inkome die belangrikste enkele faktor was wat vir die daling van reële besteding aan hierdie klasse goedere verantwoordelik was, alhoewel die merkbare afname in woningbou teen konstante pryse gedurende die derde kwartaal ook tot die verdere afname in reële besteding aan meubels en ander groot huishoudelike toerusting bygedra het. Die skerp afname van ongeveer 17 persent in die seisoensaangesuiwerde aantal nuwe motors verkoop gedurende die derde kwartaal kon op sy beurt, ook beïnvloed gewees het deur die hoër pryse van motorvoertuie, die verhoogde onderhoudskoste en die laer koers van vervanging van motorvoertuie as gevolg van die verlaagde snelheidspere wat op 'n besparing van brandstofverbruik gemik is. Die getal televisiestelle wat gedurende die derde kwartaal gelisensieer is, het met nie minder nie as 29 persent gedaal en is gedeeltelik 'n aanduiding van die mate

waarin die bestaande verbruikersmark vir televisiestelle versadig is.

## Afname in owerheidsverbruiksbesteding

Een van die uitstaande kenmerke van die nasionale rekeninge gedurende die derde kwartaal van 1976 was die opmerklike afname in die lopende besteding van die algemene owerheid, teen sowel heersende as konstante pryse. Hierdie daling staaf die algemeen aanvaarde siening dat die meer beperkende 1976/77-Begroting sy invloed eers in die derde kwartaal van die kalenderjaar sou laat geld. Nieteenstaande hierdie afname, was reële owerheidsverbruiksbesteding in die derde kwartaal nog 5 persent hoër as in die ooreenstemmende kwartaal van die voorafgaande jaar en 11 persent hoër gedurende die eerste drie kwartale van 1976 as gedurende die ooreenstemmende tydperk van 1975. Aangesien hierdie toenamekoerse steeds aansienlik hoër was as of dié van die totale binnelandse besteding of bruto binnelandse produk of wat in die 1976/77-Begroting voorsien is, kan verwag word dat die huidige vlak van reële owerheidsverbruiksbesteding verder sal afneem.

Die afname in owerheidsverbruiksbesteding teen heersende pryse gedurende die derde kwartaal van 1976 was merkbaar by alle vlakke van openbare owerhede. Die verhoging in salarisse en lone wat met ingang 1 Julie 1976 aan werknemers van die openbare sektor toegestaan is, is meer as geneutraliseer deur 'n vermindering van besteding aan goedere en ander dienste.

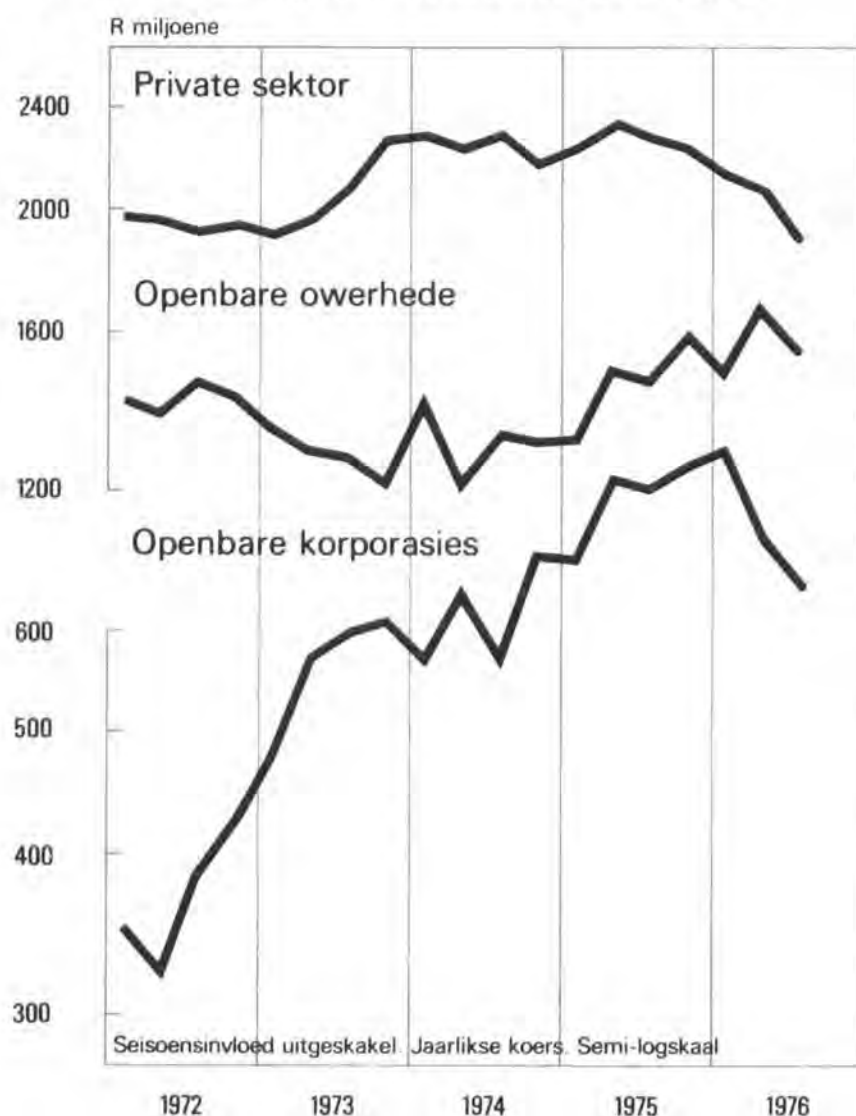
## Verdere afname in reële vaste investering

Die reële vaste investering deur die openbare owerhede, openbare korporasies en die private sektor het almal gedurende die derde kwartaal van 1976 gedaal. Alhoewel totale reële investering vir die derde opeenvolgende kwartaal gedaal het, was die totale reële besteding gedurende die eerste drie kwartale van 1976 slegs 3 persent laer as die vlak gedurende die ooreenstemmende tydperk van 1975.

Na 'n opmerklike toename gedurende die voorafgaande kwartaal het die reële vaste investering deur openbare owerhede gedurende die derde kwartaal van 1976 oor 'n breë front gedaal. Die enigste belangrike uitsondering was die reële vaste besteding van die Departement Pos- en Telekommunikasiewese wat effens toegeneem het vanaf die lae vlak wat in die tweede kwartaal van 1976 aangeteken is. Nieteenstaande die afname wat in die derde kwartaal getoon is, was die reële vaste kapitaalbesteding van openbare owerhede gedurende die eerste drie kwartale van 1976 steeds 10 persent hoër as gedurende die ooreenstemmende tydperk van 1975. Die afname vir die tweede opeenvolgende kwartaal in die reële vaste investering deur openbare korporasies kan toegeskryf word aan die gedeeltelike voltooiing van die Sishen-Saldanhaprojek en aan die gedwonge uitstel van besteding aan ander



## Vaste investering teen konstante 1970-pryse



projekte as gevolg van 'n algemene tekort aan kapitaal

Reële private vaste investering het gedurende die derde kwartaal van 1976 verder gedaal tot 'n vlak wat 16 persent laer was as die vlak wat in die derde kwartaal van 1975 bereik is. Vir die eerste drie kwartale van 1976 was dit 10½ persent laer as wat dit gedurende die ooreenstemmende tydperk van 1975 was. Die afname wat in die derde kwartaal aangeteken is, is hoofsaaklik veroorsaak deur laer reële besteding deur verhuringsondernemings, die mynbou- en fabriekswesesektor en aan private woningbou. Die dalende neiging in die vaste investering deur die fabriekswese wat gedurende die eerste drie kwartale van 1976 waargeneem is, was nie onverwags nie in die lig van die lae vlak van binnelandse vraag, die bestaan van surplus produksiekapasiteit en die afname in die waarde van onvoltooide bestellings teen konstante pryse.

### Afname in die vlak van reële voorrade

In teenstelling met 'n volgehoue toename gedurende die voorafgaande vier jaar, het die boekwaarde van totale voorrade gedurende die derde kwartaal van 1976 min verandering getoon. Dit was bykans uitsluitlik toe te skryf aan 'n afname in die boekwaarde van handelsvoorraad — die eerste afname wat in hierdie tipe voorraad

gedurende die afgelope drie jaar aangeteken is. Die boekwaarde van nywerheidsvoorraad het 'n verdere klein toename getoon en die verhouding van voorraad tot verkope van die fabriekswesesektor het bykans onveranderd op ongeveer 86 persent gebly. Die verhouding van groot- en kleinhandelsvoorraad tot verkope het egter effens vanaf 'n betreklik hoë vlak van 77 persent in die eerste kwartaal tot ongeveer 73 persent in die derde kwartaal afgeneem.

Teen konstante pryse het die vlak van totale voorrade gedurende die derde kwartaal van 1976 verder gedaal en wesenlik bygedra tot die voortgesette afname in totale reële vraag en die afname in die volume van goedere-invoere. Nywerheids- en handelsvoorraad teen konstante pryse het weer eens die grootste bydrae tot die totale afname gemaak.

### Bruto binnelandse besparing

Bruto binnelandse besparing het in die derde kwartaal toegeneem tot 'n vlak wat ongeveer 7 persent hoër was as die gemiddelde kwartaallike vlak wat in 1975 behaal is. Nieteenstaande die toename in besparing en die afname in investering teen heersende pryse in die derde kwartaal, was die vlak van binnelandse besparing nog steeds onvoldoende om totale vaste en voorraadinvestering te finansier. Alhoewel die bedrag aan netto buitelandse kapitaal en goud- en ander buitelandse reserwes wat aangewend is om die tekort te finansier, nog steeds R1 070 miljoen teen 'n jaarkoers beloop het, was dit nietemin kleiner as in enige van die voorafgaande agt kwartale. Met die uitsondering van die lopende surplus van die algemene owerheid, wat vir die derde agtereenvolgende kwartaal 'n afname getoon het, het al die ander komponente van bruto binnelandse besparing, naamlik voorsiening vir waardevermindering, maatskappybesparing en persoonlike besparing, gedurende die derde kwartaal van 1976 toegeneem. Die vlak van die lopende surplus van die algemene owerheid was in die derde kwartaal van 1976 die laagste wat gedurende sestig opeenvolgende kwartale aangeteken is.



Konjunktuarneigings, arbeidstoestand en pryse

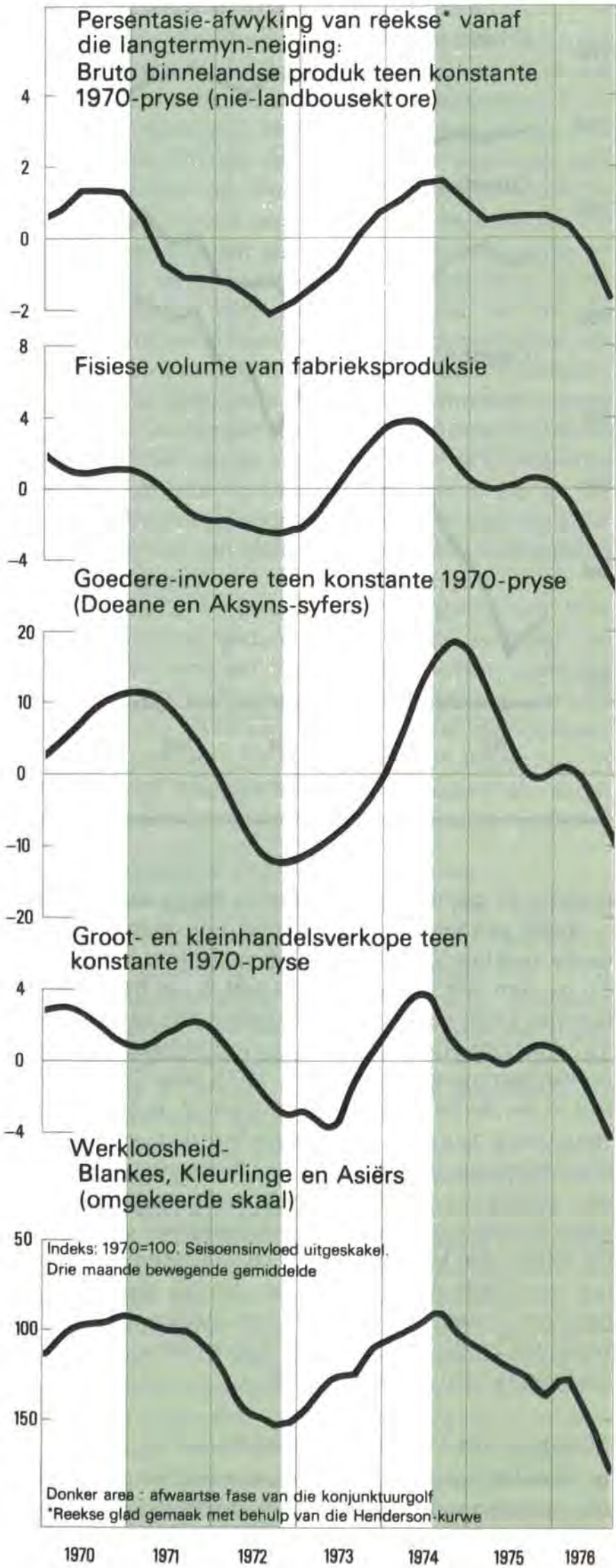
Die sikliese afname in reële bedrywigheid in die Suid-Afrikaanse volkshuishouding het gedurende die derde kwartaal van 1976 voortgeduur. Die Suid-Afrikaanse volkshuishouding is nou vir 27 maande in die afwaartse fase van die konjunkturgolf, die langste resessionêre fase van die na-oorlogse tydperk, en byna dubbeld die gemiddelde duur van 14 maande van die voorafgaande nege afwaartse fases sedert 1946. In die Verenigde State en Japan was die duur van die mees onlangse resessie die langste, en vir die Europese Ekonomiese Gemeenskap was dit langer as die gemiddelde lengte van die afwaartse fases gedurende die na-oorlogse tydperk. Hoewel die intensiteit van die huidige afswaai in Suid-Afrika matig was vergeleke met dié wat deur meeste nywerheidslande gedurende hul mees onlangse afswaai ondervind is, is die aanduidings op die oomblik dat toestande in die nie-landbousektore van die Suid-Afrikaanse ekonomie gedurende die derde kwartaal van 1976 verder verswak het. Trouens, die reële bedrywigheid in die nie-landbousektore van die volkshuishouding het gedurende die derde kwartaal van 1976 teen 'n seisoensaangesuiwerde jaarkoers van ongeveer 2½ persent gedaal, na 'n afname van ongeveer 2 persent gedurende die tweede kwartaal.

Arbeidstoestand

As gevolg van die volgehoue afswaai in die ekonomie en die verdere daling in die peil van reële ekonomiese bedrywigheid, het die arbeidstoestand gedurende die derde kwartaal van 1976 verder verruim. Die seisoensaangesuiwerde aantal geregistreerde werklose Blankes, Kleurlinge en Asiërs het byvoorbeeld vanaf 11 492 in Desember 1975 tot 13 368 in Junie 1976 gestyg en daarna verder skerp toegeneem tot 18 993 in Oktober 1976. Die laasgenoemde syfer verteenwoordig ongeveer een persent van die vergelykbare arbeidsmag. Alhoewel amptelike werkloosheidsyfers ten opsigte van Swart werkers nie beskikbaar is nie, is daar aanduidings dat werkloosheid onder hulle ook toegeneem het.

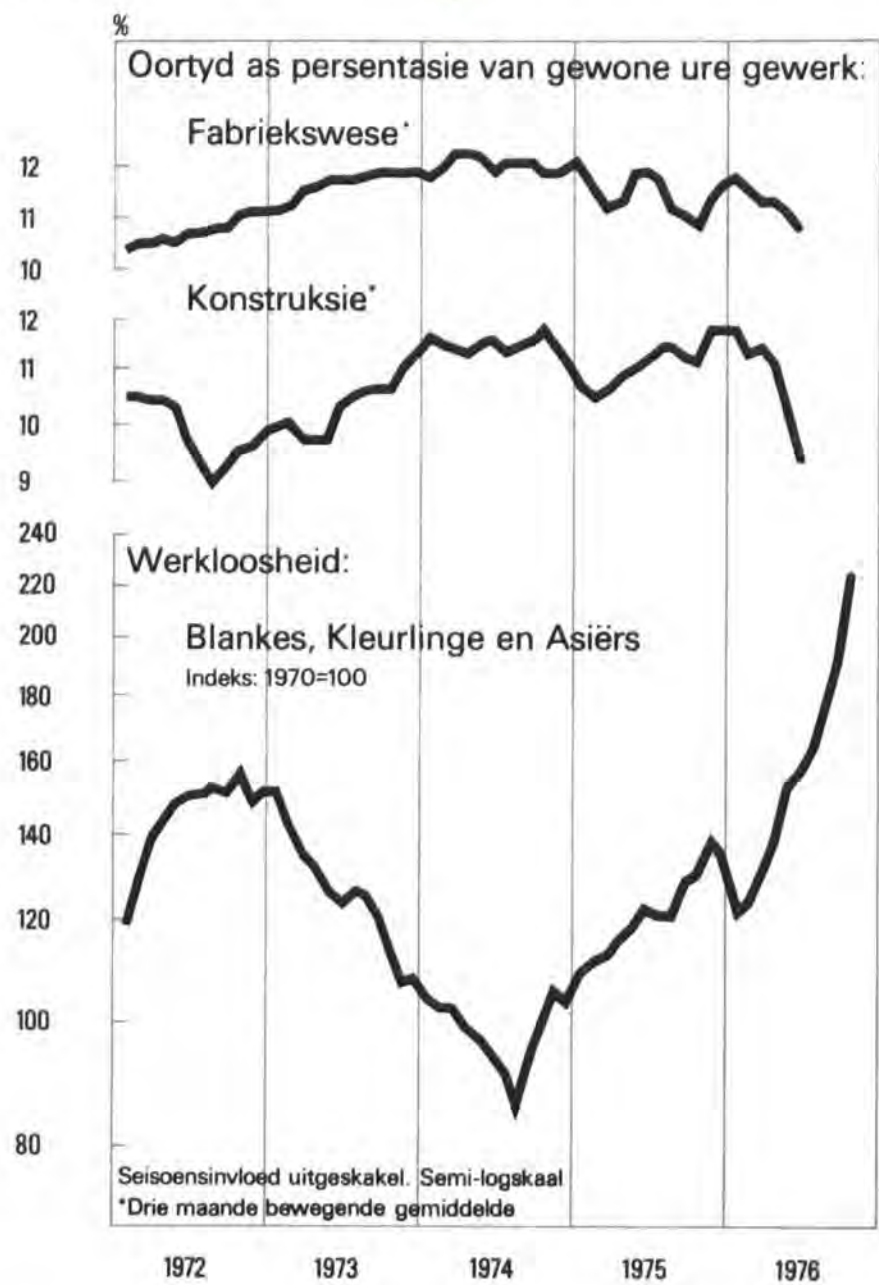
Gedurende die eerste twee kwartale van 1976 het werkverskaffing in die nie-landbousektore van die volkshuishouding nietemin nog onderskeidelik teen seisoensaangesuiwerde jaarkoerse van 2,1 en 1,7 persent gestyg. Hierdie koerse is egter slegs bereik as gevolg van verdere toenames in die aantal werknemers in diens van die sentrale regering, die Departement Pos- en Telekommunikasiewese, die handel en die mynbou. In alle ander sektore het die getal werknemers op ongeveer dieselfde vlak gebly of in werklikheid afgeneem. Bo en behalwe die sikliese daling in die werkverskaffing in fabriekswese en konstruksie, het die oortydure in hierdie sektore gewerk gedurende die eerste sewe maande van 1976 ook verminder. Oortyd-as 'n persentasie van gewone ure gewerk, het in die tweede kwartaal en Julie 1976 gedaal. Die vlakke wat in Julie in hierdie sektore

Konjunkturaanwysers





Arbeid



bereik is, was inderdaad die laagste sedert 1972. Gedurende die kalenderjaar 1975 was die gemiddelde reële salarisse en lone per werker in die nie-landbousektore 3,6 persent hoër as die vorige jaar. Vir die eerste helfte van 1976 was die vergelykbare reële salarisse en lone egter 0,7 persent laer as dié van die ooreenstemmende tydperk van 1975.

Pryse

Die gemiddelde maandelikse verbruikers- en groothandelsprysindekse vir die eerste tien maande van 1976 was 11,3 en 15,4 persent hoër as dié vir die ooreenstemmende tydperk van 1975. In vergelyking met voorafgaande jare en met die huidige internasionale koerse van toename, is dit duidelik dat, nieteenstaande die laer inflasiekoerse wat gedurende die afgelope kwartale waargeneem is, die koerse van toename in pryse in Suid-Afrika steeds betreklik hoog is. Na 'n verlangsaming vir ses opeenvolgende kwartale tot 10,1 persent in die eerste kwartaal van 1976, het die jaarakoers van toename in die seisoensaangesuiwerde verbruikersprysindeks tot 13,3 persent

Pryse

Persentasiekoers van verandering

	Jaarlikse gemiddelde delde 1965- 1975	1972	1973	1974	1975	1976*
Verbruikers- pryse .....	6,3	6,5	9,5	11,6	13,5	11,3
Groothandels- pryse .....	7,3	8,1	13,2	18,0	17,3	15,4

\*Eerste tien maande van 1976 vergeleke met die ooreenstemmende tydperk van 1975.

in die tweede kwartaal gestyg voordat dit weer tot 10,8 persent in die derde kwartaal van 1976 gedaal het. Die hoër koers van toename in die tweede kwartaal was hoofsaaklik meegebring deur toenames in geadministreerde pryse en indirekte belastinge. Die seisoensaangesuiwerde koers van toename in verbruikerspryse vir die twaalf maande tot Augustus was 11,2 persent, tot September 11,4 persent en tot Oktober 11,1 persent. Uit 'n ontleding van die prysveranderinge van die betrokke komponente van die verbruikersprysindeks blyk dit dat toenames in huiseienaarskoste, die pryse van motorvoertuie en die prys van petrol veral opvallend gedurende die jaar geëindig 31 Oktober 1976 was alhoewel pryse van ander items, soos bediendelone, koste van wassery- en droogskoonmaakdienste en pryse van nie-alkoholiese drank ook skerp gestyg het. Die betreklik lae koers van toename in huur en voedselpryse, in besonder die pryse van vleis, groente, melk en melkprodukte, het gedurende die jaar tot Oktober 1976 'n beperkende uitwerking op die koers van toename in verbruikerspryse gehad.

Jaarlikse persentasiekoers van verandering van kwartaallike gemiddeldes van seisoensaangesuiwerde maandelikse prysindekse

	3e kw. 1975 tot 4e kw. 1975	4e kw. 1975 tot 1e kw. 1976	1e kw. 1976 tot 2e kw. 1976	2e kw. 1976 tot 3e kw. 1976
Verbruikerspryse .....	10,6	10,1	13,3	10,8
Goedere .....	10,1	11,0	14,1	11,4
Dienste .....	11,5	8,4	11,6	9,6
Groothandelspryse .....	19,0	12,7	15,3	15,5
Goedere geproduseer in Suid-Afrika .....	14,5	10,4	15,3	18,7
Ingevoerde goedere	33,2	18,8	15,3	7,1

Die seisoensaangesuiwerde indeks van groothandelspryse het teen 'n jaarakoers van onderskeidelik 15,3 en 15,5 persent in die tweede en derde kwartale van 1976 gestyg. Vergeleke met die ooreenstemmende



maand van die voorafgaande jaar, het groothandelspryse met 15,2 persent tot Augustus, 16,2 persent tot September en met 14,8 persent tot Oktober 1976 toegeneem. Die koers van toename in die groothandelspryse van binnelands-geproduseerde goedere het teen 'n seisoensaangesuiwerde jaarkoers van onderskeidelik 15,3 en 18,7 persent in die tweede en derde kwartale gestyg, nadat hierdie indeks met slegs 10,4 persent in die eerste kwartaal van 1976 toegeneem het. Die versnelling in die koers van toename in pryse in die derde kwartaal was hoofsaaklik die gevolg van skerp stygings in elektrisiteitstariewe en die pryse van steenkool en vervaardigde voedselprodukte. Na die aanvanklike uitwerking van die devaluasie van die rand in September 1975 op pryse in die vierde kwartaal van 1975, het die jaarkoers van toename in die pryse van ingevoerde goedere gedaal tot onderskeidelik 18,8 en 15,3 persent in die eerste en tweede kwartale van 1976 en daarna tot 7,1 persent in die derde kwartaal verlangsaam.

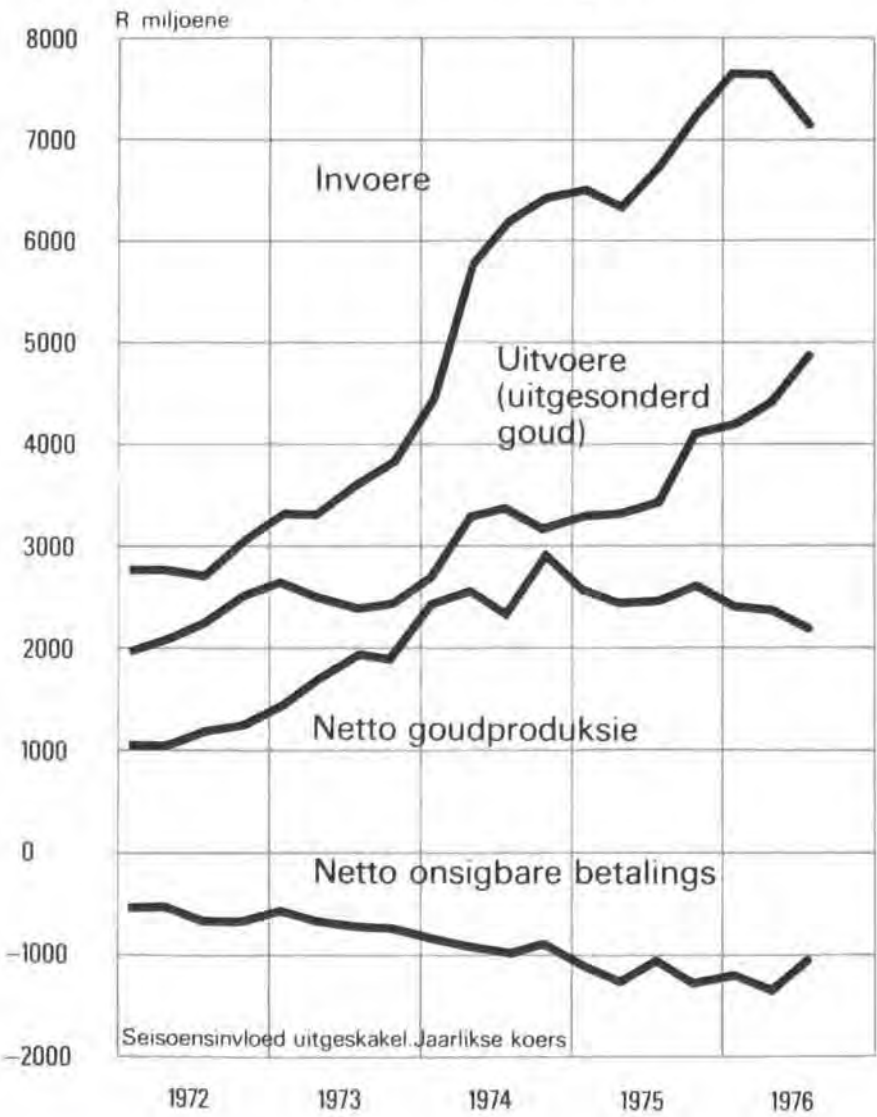
Betalingsbalans

Nadat dit vir agt opeenvolgende kwartale op 'n hoë vlak gebly het, het die tekort op die lopende rekening van die betalingsbalans gedurende die derde kwartaal van 1976 aansienlik afgeneem. Hierdie verbetering het voorgekom nieteenstaande 'n verdere verswakking in die ruilvoet. Hierdie tekort op lopende rekening tesame met 'n klein netto uitvloeiing van kapitaal het tot 'n afname in die bruto goud- en ander buitelandse reserwes gedurende die derde kwartaal gelei. Maar die afname was kleiner as gedurende die tweede kwartaal van 1976.

Verbetering op lopende rekening

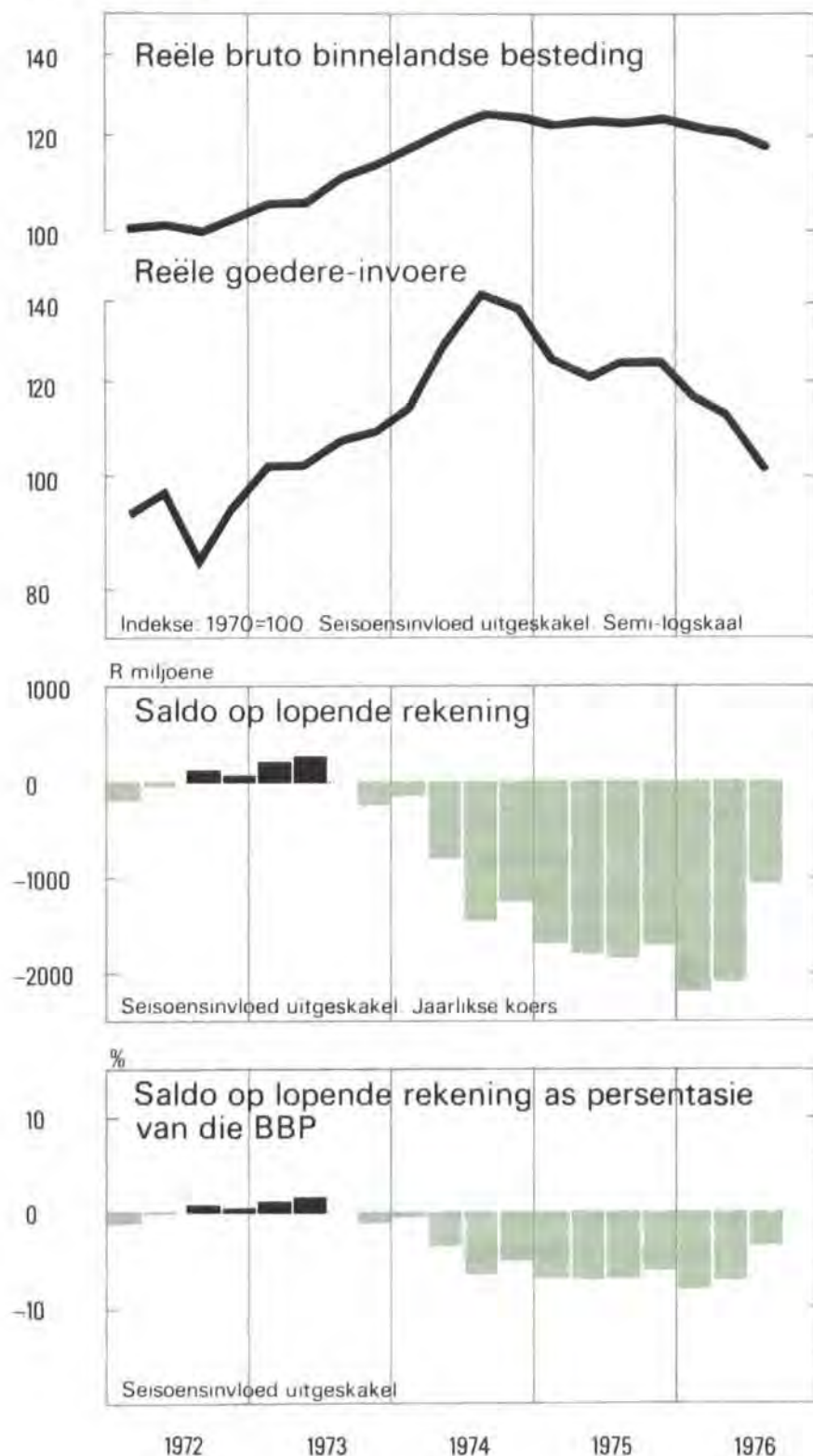
Die tekort op die lopende rekening van die betalingsbalans het aansienlik verbeter vanaf R487 miljoen in die tweede kwartaal tot slegs R111 miljoen in die derde kwartaal van 1976. Ná uitskakeling van die seisoensinvloed en teen 'n jaarkoers geneem, het die tekort op die lopende rekening verander vanaf R2 108 miljoen in die tweede kwartaal tot R1 070 miljoen in die derde kwartaal van 1976 of vanaf 7,5 tot 3,7 persent van die bruto binnelandse produk gedurende hierdie tydperk. Die verbetering in die tekort op die lopende rekening is meegebring deur 'n afname in

Lopende rekening van die betalingsbalans





## Bruto binnelandse besteding, goedere-invoere en saldo op lopende rekening



goedere-invoere en netto onsigbare betalings aan die res van die wêreld en 'n verdere aansienlike toename in goedere-uitvoere, wat gedeeltelik deur 'n afname in die netto goudproduksie geneutraliseer is.

Goedere-invoere het vanaf 'n seisoensaangesuiwerde jaarkoers van R7 652 miljoen in die tweede kwartaal tot R7 160 miljoen in die derde kwartaal gedaal, dit wil sê met 6,4 persent. Alhoewel die koers van toename in die pryse van ingevoerde goedere vir die derde opeenvolgende kwartaal gedaal het, het dit nogtans 1,7 persent in die derde kwartaal beloop. Die skerp afname in die waarde van goedere-invoere in die derde kwartaal kan dus uitsluitlik toegeskryf word aan 'n opmerkbare afname in die volume van invoere. Die afname in die waarde van invoere was die skerpste in

die groepe vervoertoerusting en masjinerie en elektriese toerusting. Die invoer van olie en verdedigings-toerusting het egter op hoë vlakke gebly en ten einde buitelandse valuta te bespaar het die Minister van Ekonomiese Sake met ingang 22 Oktober 1976 bykomende brandstofbesparingsmaatreëls ingestel. Gedurende Oktober het goedere-invoere, seisoensaangesuiwerd, aansienlik gedaal.

Die waarde van goedere-uitvoere het vanaf 'n seisoensaangesuiwerde jaarsyfer van R4 454 miljoen in die tweede kwartaal tot R4 939 miljoen in die derde kwartaal van 1976 toegeneem – die sewende opeenvolgende kwartaalike toename wat aangeteken is. Hierdie verdere styging in goedere-uitvoere het in die meeste klasse kommoditeite voorgekom en was toe te skryf aan of volume- of prysstygings. Hoër diamant-verkope en toenames in die uitvoere van mineraal-produkte, koper en suiker het tot die styging in volume bygedra, terwyl hoër pryse wat vir uraan, karakoelpelse, koper, mielies en wol verkry is, vir die styging in die gemiddelde uitvoerpryse verantwoordelik was. Die pryse op die internasionale kommoditeitsmarkte het egter gedurende die drie maande tot Oktober afgeplat en dit het die opbrengs van Suid-Afrika se vernaamste uitvoerprodukte nadelig beïnvloed, met die opmerkbare uitsondering van wol en mielies. Volgens syfers wat deur die Departement van Doeane en Aksyns saamgestel is, het goedere-uitvoere in Oktober effens afgeneem.

Die tekort op die lopende rekening het ook verminder deur 'n afname in netto onsigbare betalings aan die res van die wêreld vanaf 'n jaarkoers van R1 319 miljoen in die tweede kwartaal tot R1 036 miljoen in die derde kwartaal van 1976. Ontvangste vir dienste vanaf buitelanders het toegeneem en betalings vir dienste aan buitelanders het afgeneem. Laasgenoemde daling is deur skerp afnames in die dividendbetalings op buitelandse belegging en in die internasionale vrag en versekering op goedere veroorsaak, onderskeidelik as gevolg van laer winste en 'n daling in die volume van invoere. Die toename in ontvangste vir dienste was op sy

## Ruilvoet





beurt weer hoofsaaklik aan hoër verkope van skeepsvoorrade toe te skryf.

Ondanks 'n geringe verdere toename in die fisiese volume van die goudproduksie, het die netto goudproduksie vanaf 'n seisoensaangesuiwerde jaarsyfer van R2 409 miljoen in die tweede kwartaal tot R2 187 miljoen in die derde kwartaal van 1976 gedaal. Hierdie daling kan dus in geheel toegeskryf word aan 'n skerp afname in die goudprys op die private mark, naamlik vanaf 'n gemiddelde prys van \$127 tot \$114 per fyn ons op die Londense mark gedurende die betrokke tydperk. Gedurende Oktober en November het die goudprys op die private mark egter herstel en 'n prys van bykans \$139 per fyn ons is op 15 November behaal, voordat dit weer effens afgeneem het.

#### Netto kapitaaluitvloeiing

Gedurende die derde kwartaal van 1976 het die netto kapitaaluitvloeiing R12 miljoen bedra, maar daar was nogtans 'n totale netto invloeiing van R560 miljoen gedurende die eerste drie kwartale van die jaar. Nadat dit 'n gemiddelde maandelikse syfer van ongeveer R160 miljoen in 1975 en die eerste kwartaal van 1976 bedra het, het die netto invloeiing van buitelandse kapitaal merkbaar afgeneem tot effens minder as R30 miljoen per maand in die tweede kwartaal en daarna verander in 'n netto uitvloeiing van R4 miljoen per maand in die derde kwartaal van 1976. Alhoewel politieke onsekerhede bygedra het tot die verswakking in die kapitaalrekening, het ander faktore, soos die huidige lae vlak van investering, 'n uitvloeiing van private korttermynkapitaal, 'n skerp daling in die buitelandse lenings van die sentrale regering en 'n afname in die waarde van invoere, ook 'n nadelige invloed op die kapitaalrekening van die betalingsbalans gehad.

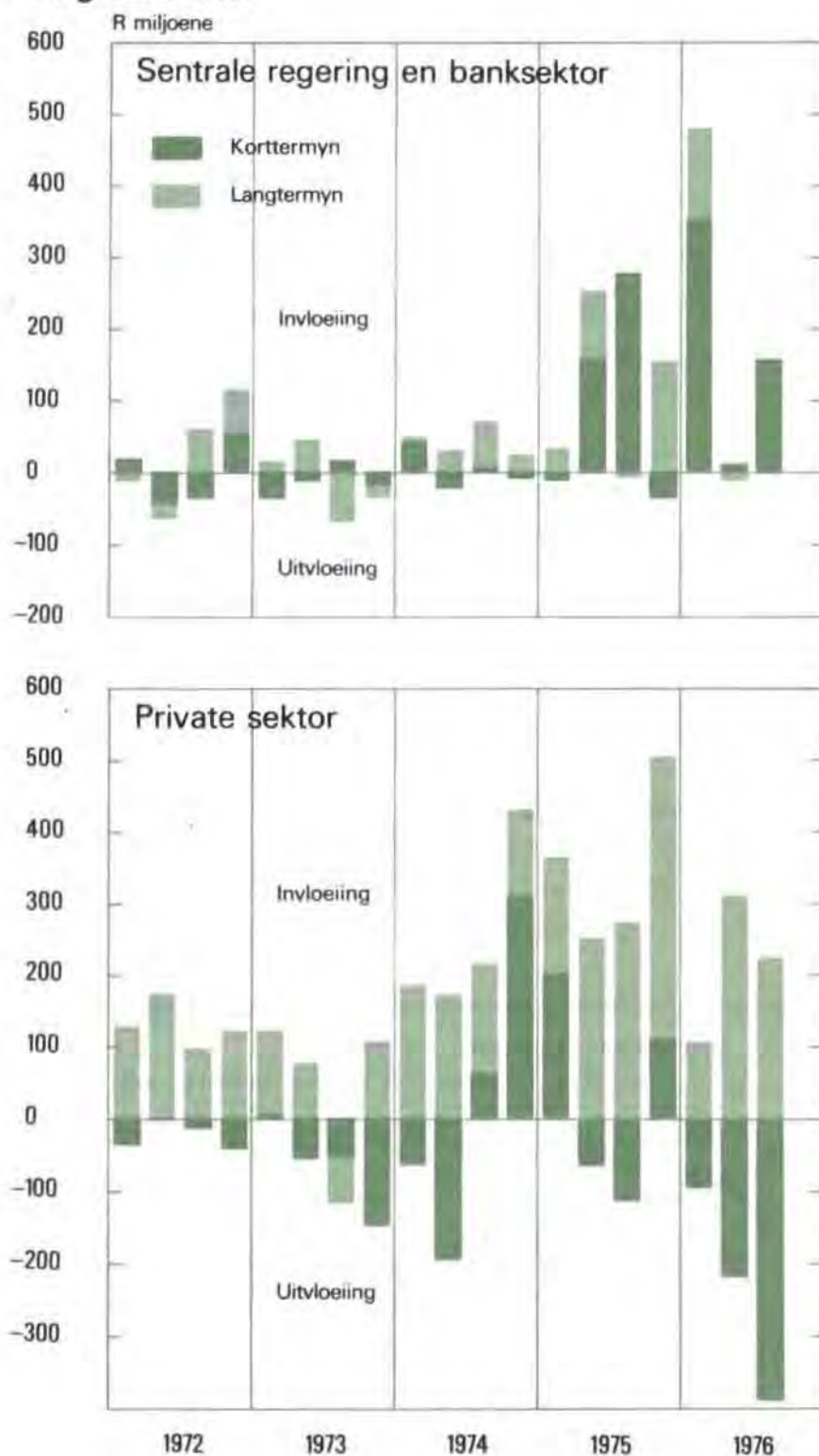
Die sentrale regering en banksektor het 'n netto invloeiing van kapitaal van R153 miljoen gedurende die derde kwartaal ontvang. Dit het 'n trekking van R75 miljoen by die Internasionale Monetêre Fonds onder die bystandsooreenkoms wat in Augustus goedgekeur is, ingesluit.

Aan die ander kant is 'n netto kapitaaluitvloeiing vanaf die private sektor ten bedrae van R165 miljoen gedurende die derde kwartaal van 1976 aangeteken, vergeleke met 'n netto invloeiing van R90 miljoen gedurende die tweede kwartaal.

#### Goud- en ander buitelandse reserwes

Ondanks die aansienlike verbetering in die lopende rekening van die betalingsbalans en positiewe waardasie-aansuiwerings aan buitelandse reserwes, het die tekort op die lopende rekening nogtans die invloeiing van buitelandse kapitaal oorskry, met die gevolg dat die *bruto* goud- en ander buitelandse reserwes gedurende die derde kwartaal met R120 miljoen afgeneem het tot 'n vlak van R831 miljoen aan die einde van September 1976. Hierdie daling was baie kleiner as die daling van R395 miljoen gedurende die

#### Netto buitelandse kapitaalbewegings volgens sektor



tweede kwartaal. Gedurende September en Oktober het die totale bruto goud- en ander buitelandse reserwes met R49 miljoen gestyg. Vanaf die einde van Oktober tot 19 November 1976 het die goud- en ander buitelandse reserwes van die Reserwebank 'n skerp verdere styging van R208 miljoen getoon.



## Monetêre en banktoestand

### Geld en kwasi-geld

Gedurende die derde kwartaal van 1976 het die seisoensaangesuiwerde jaarkoers van toename in die hoeveelheid geld en kwasi-geld skerp gedaal tot effens minder as 2 persent, vergeleke met 15 persent gedurende die eerste kwartaal en ongeveer 18 persent gedurende die tweede kwartaal van die jaar. Die gemiddelde jaarkoers van toename gedurende die eerste nege maande van 1976 is verlaag tot ongeveer 11 persent, in vergelyking met 'n toename van 16 persent gedurende die kalenderjaar 1975.

### Oorsake van verandering in geld en kwasi-geld

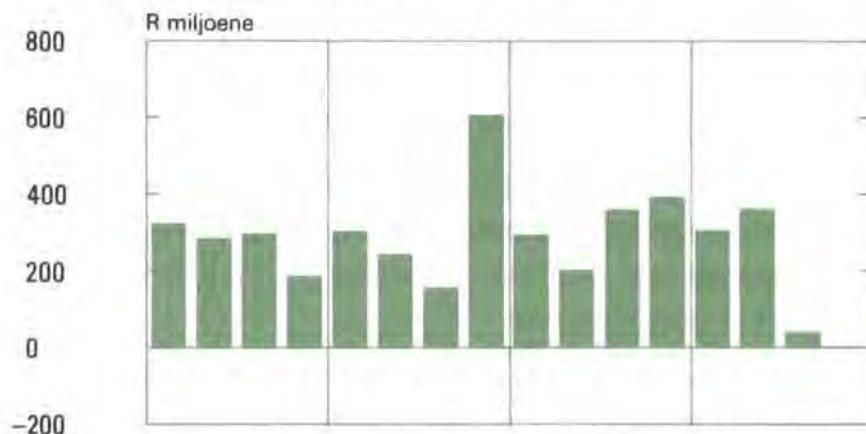
Die klein styging van R43 miljoen in die seisoensaangesuiwerde hoeveelheid geld en kwasi-geld gedurende die derde kwartaal van 1976 was hoofsaaklik 'n weerspieëling van die skerp daling in die koers van toename in die netto eise van die banksektor teen die regeringsektor vanaf die tweede tot die derde kwartaal van 1976, en van 'n ommekeer van die afwaartse neiging in langtermyndeposito's van die private sektor wat vanaf Maart tot Julie 1976 op die voorgrond getree het. Nadat dit gedurende die tweede kwartaal 'n buitengewoon groot toename van heelwat meer as R600 miljoen getoon het, het die netto eise van die banksektor teen die regeringsektor, ná uitkakeling van die seisoensinvloed, gedurende Julie en Augustus stadiger gestyg en gedurende September in werklikheid gedaal. Die langtermyndeposito's van die private sektor het, ná uitkakeling van die seisoensinvloed, gedurende Augustus en September met R176 miljoen gestyg nadat dit gedurende die eerste sewe maande van die jaar met heelwat meer as R200 miljoen gedaal het.

Teenoor hierdie faktore wat tot 'n laer koers van toename in geld en kwasi-geld bygedra het, was die daling in die netto goud- en ander buitelandse reserves van die banksektor gedurende die derde kwartaal baie kleiner as gedurende die tweede kwartaal van 1976. In werklikheid het die seisoensaangesuiwerde netto goud- en ander buitelandse reserves, nadat dit gedurende die eerste agt maande van die jaar met meer as R800 miljoen gedaal het, gedurende September met R38 miljoen toegeneem. Terselfdertyd het die bankkrediet aan die private sektor gedurende die derde kwartaal (in die besonder gedurende September) weer betreklik skerp gestyg, nadat dit gedurende die tweede kwartaal byna geen verandering getoon het nie.

### Bankkrediet aan die private sektor

Nadat dit aan die einde van April 1976 'n hoogtepunt bereik het, het die totale eise van die banksektor teen die private sektor, ná uitkakeling van die seisoensinvloed, gedurende die vier maande tot aan die einde van Augustus met meer as R150 miljoen, of teen

## Verandering in geld en kwasi-geld



## Oorsake van verandering in geld en kwasi-geld

### Verandering in :





Oorsake van veranderings in geld en kwasi-geld, 1976  
R miljoene

	Seisoensinvloed nie uitgeskakel nie			Seisoensinvloed uitgeskakel		
	1e kw.	2e kw.	3e kw.	1e kw.	2e kw.	3e kw.
Netto goud- en ander buitelandse reserves	-68	-468	-246	-37	-545	-187
Eise teen die regeringsektor:						
Bruto eise	244	236	75			
Regeringsdeposito's (toename -, afname +)	-248	579	-35			
Netto eise	-4	815	40	368	638	162
Eise teen die private sektor	191	-46	196	106	5	152
Private langtermyndeposito's (toename -, afname +)	154	-28	-95	128	74	-147
Netto ander bates	-121	196	149			
Totale oorsake van veranderings	152	469	44	305	361	43

'n jaarkoers van ietwat meer as 5 persent, gedaal. Hierdie afname is grotendeels verklaar deur 'n daling in die diskonteringe en voorskotte van die handelsbanke. Die opmerklike styging van R158 miljoen in die seisoensaangesuiwerde eise teen die private sektor gedurende September is op sy beurt grotendeels verklaar deur vermeerderde diskonteringe, voorskotte, en beleggings in effekte van die private sektor, van die handelsbanke. Dit wil voorkom asof hierdie ommekeer gedurende September van die afwaartse neiging in die bankkredietverlening verband gehou het met die voorsiening van bankkrediet aan maatskappye wat in die algemeen ongunstige sakeklimaat probleme met hul kontantvloeï ondervind het, en dit het moontlik ook die finansiering van invoerdeposito's deur die banke weerspieël. Voorlopige gegewens ten opsigte van die vyf grootste banke en hulle filiale dui daarop dat hierdie neiging in Oktober voortgesit is.

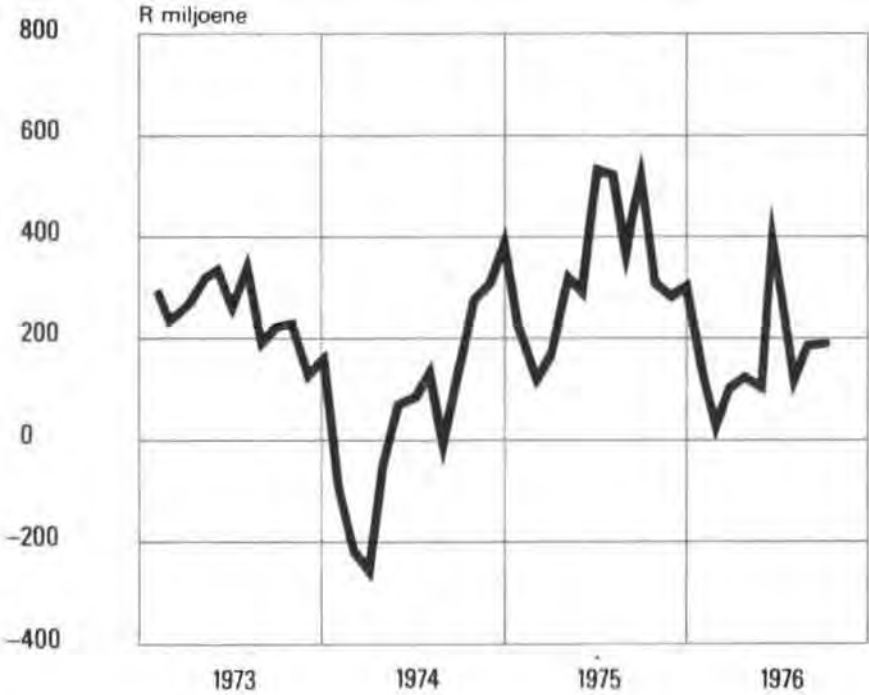
Oorskot-likwiditeit van bankinstellings

Ná 'n tydelike styging aan die einde van Junie, het die oorskotlikwiditeit van bankinstellings aan die einde van Julie na opmerklik laer vlakke teruggekeer en aan die einde van Augustus, September en Oktober betreklik laag gebly. Die matige herstel gedurende Augustus was hoofsaaklik 'n weerspieëling van 'n daling in die banke se korttermynverpligtings teenoor die publiek vanaf die einde van Junie tot die einde van Julie.

Oorskot-likwiditeitsverhoudings van bankinstellings, 1976

	Junie	Julie	Aug.	Sept.	Okt.
Handelsbanke	5,1	1,1	2,5	1,7	1,9
Ander monetêre banke	0,3	0,6	-0,2	1,3	1,3
Ander banke	-0,1	1,6	0,5	0,7	0,9
Alle banke	3,4	0,9	1,5	1,5	1,6

Oorskot-likwiede bates van handelsbanke, aksepbanke en monetêre huurkoop- en algemene banke



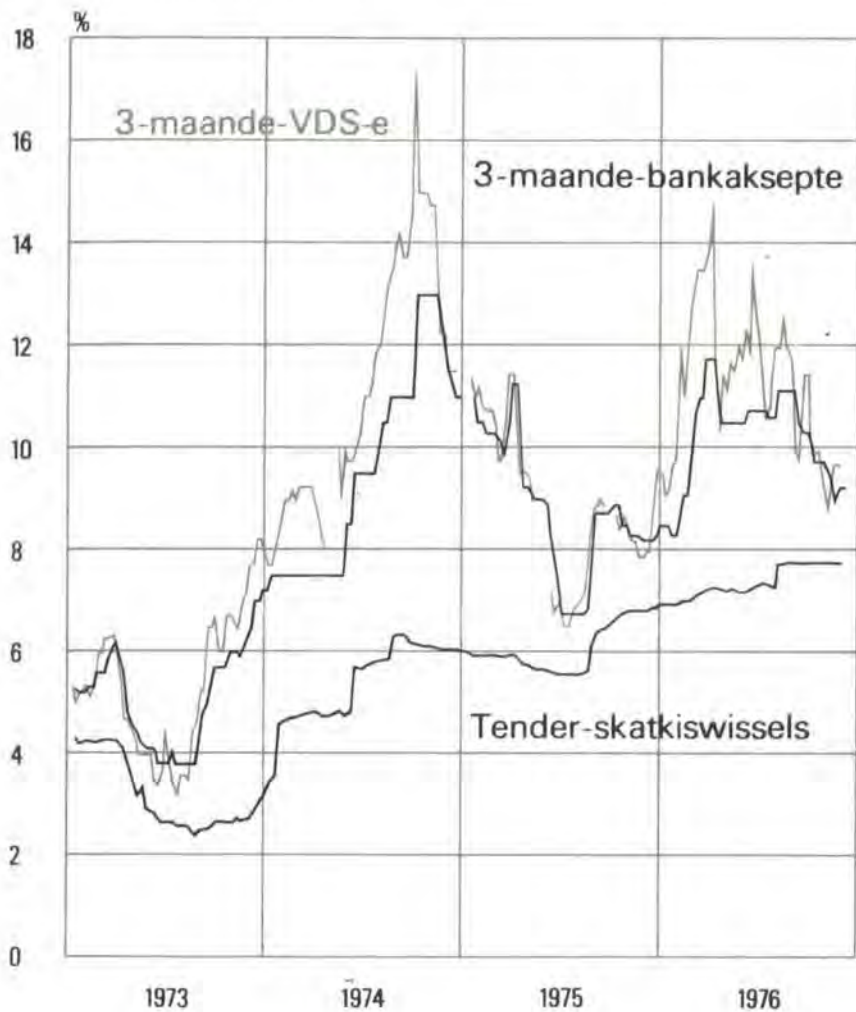
Die geldmarktoestand en rentekoerse

Korttermynrentekoerse, wat gedurende die eerste sewe maande van 1976 op hoë vlakke gestaan het, het vanaf Augustus bykans ononderbroke gedaal. Die diskonto koers op bankaksepte van drie maande het byvoorbeeld vanaf 11,15 persent in Augustus tot 9,25 persent op 19 November gedaal. Die koers op verhandelbare depositosertifikate van drie maande het eweneens gedaal vanaf 12,50 persent aan die begin van Augustus tot 8,75 persent op 5 November maar daarna gestyg tot 9,75 persent op 19 November. Die skatkiswissel-tenderkoers het slegs marginaal vanaf 7,78 persent op 6 Augustus tot 7,72 persent gedurende die grootste deel van November afgeneem.

Daggeldlenings by die diskontohuise het vanaf ongeveer R800 miljoen gedurende Augustus tot 'n



## Geldmarkrentekoerse



rekord van R898 miljoen op 28 Oktober gestyg maar gedurende die eerste drie weke van November effens afgeneem. Die banke se vrywillige kontantreserwes by die Nasionale Finansiële korporasie, wat gedurende die eerste sewe maande van 1976 op 'n hoë vlak was, het vanaf die middel van Augustus geneig om ietwat af te neem, maar daarna vanaf die einde van September gestyg.

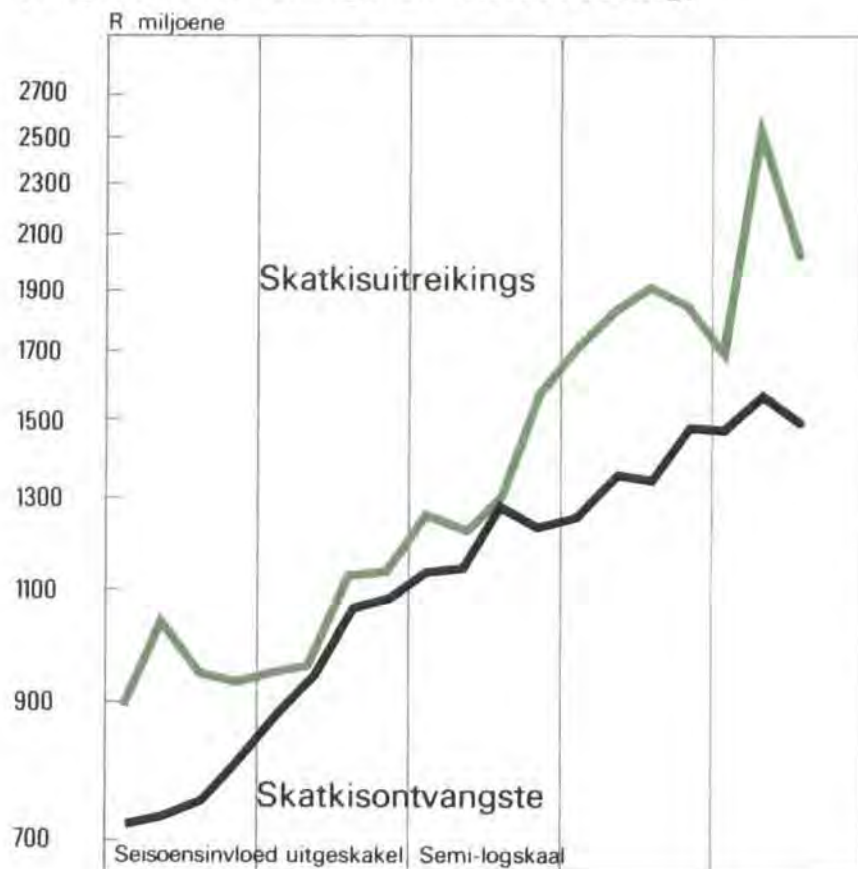
Die rentekoerse op deposito's by bankinstellings het gedurende die eerste tien maande van 1976 onveranderd gebly. Sekere deposito-rentekoerse (in die korttermynkategorie) is teen die einde van Oktober en die begin van November deur 'n aantal bankinstellings verlaag.

## Staatsfinansies

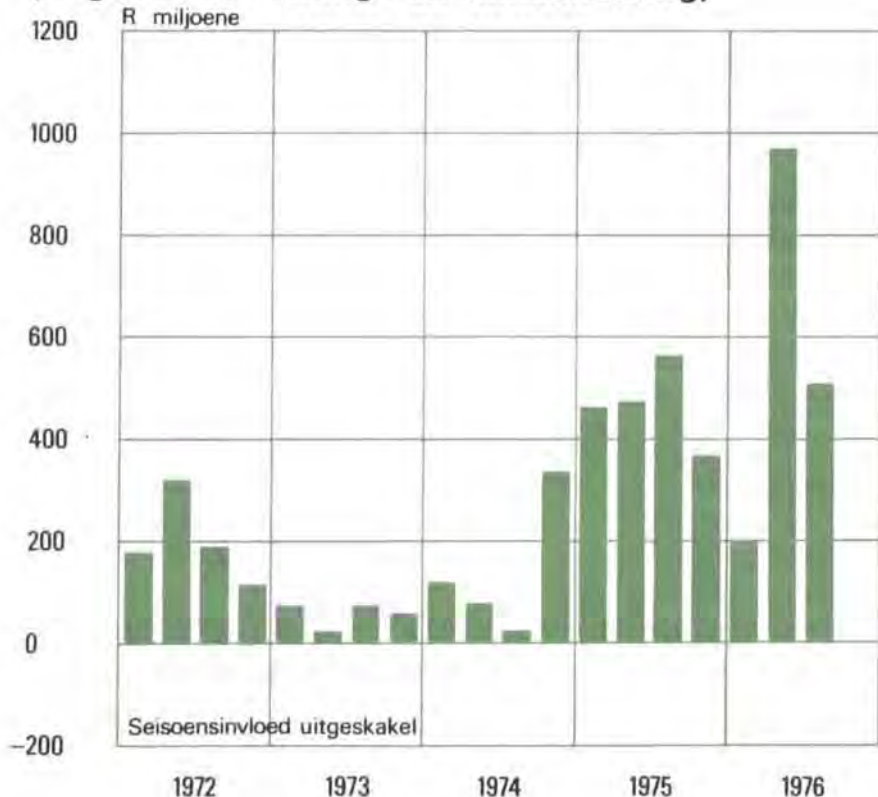
### Skatkisuitreikings

Die groot styging van bykans 40 persent in skatkisuitreikings gedurende die eerste kwartaal van die 1976/77 fiskale jaar, dit wil sê van April tot Junie, vergeleke met dié gedurende die ooreenstemmende tydperk van 1975, is gevolg deur 'n matige styging van slegs 4 persent gedurende die tweede kwartaal. Vir die eerste helfte van die fiskale jaar was die skatkisuitrei-

### Ontvangste en uitreikings op die Skatkisrekening (uitgesonderd lenings en skuldaflissing)



### Tekort op die Skatkisrekening (uitgesonderd lenings en skuldaflissing)





kings 20 persent hoër as vir die eerste helfte van die vorige jaar. Ten einde uitgawes te beperk, in ooreenstemming met die Begrotingsramings tot 'n toename van ongeveer 13 persent vir die fiskale jaar in sy geheel, sal uitreikings gedurende die tweede helfte van die fiskale jaar, vergeleke met die ooreenstemmende 1975/76-syfer, met nie meer as 5 persent moet styg nie. Gedurende Oktober 1976 was die skatkisuitreikings slegs effens hoër as dié van Oktober 1975. Ingeslote by die hoër uitreikings gedurende die eerste helfte van die huidige fiskale jaar was uitreikings onder die Begrotingspos Verdediging, wat met 37 persent gestyg het, leningsfondse aan die Suid-Afrikaanse Spoorweë wat met 50 persent gestyg het, en die dienskoste van staatskuld wat 60 persent hoër was as gedurende die eerste helfte van die voorafgaande fiskale jaar.

Skatkisontvangste

Gedurende die eerste helfte van die huidige fiskale jaar het skatkisontvangste, uitgesonderd die opbrengs van lenings, 'n persentasiestyging van 13 persent getoon, vergeleke met die ooreenstemmende tydperk van die voorafgaande fiskale jaar, en was effens hoër as die raming van 11 persent in die Begroting vir die fiskale jaar in geheel. Inkomstebelasting en huurkontrakbetalings deur goudmynmaatskappye het gedurende die eerste helfte van die fiskale jaar teen 'n vinniger koers gedaal as wat in die Begroting vir die fiskale jaar in sy geheel voorsien is. Inkomstebelastingbetalings deur individue en doeane, aksyns- en verkoopreg het egter teen hoër as Begrotingskoerse gestyg. 'n Aansienlike styging in inkomstebelastingbetalings deur maatskappye (uitgesonderd goudmynmaatskappye) is in die eerste kwartaal van die fiskale jaar aangeteken maar die styging in hierdie betalings was opmerklik kleiner as gedurende die tweede kwartaal. Dit verklaar hoofsaaklik die laer koers van toename in totale inkomstebelastingbetalings gedurende daardie kwartaal nieteenstaande die hoër persoonlike inkomstebelastingkoerse wat in werking getree het.

Skatkisrekening

Persentasieverandering vergeleke met die ooreenstemmende tydperk in die voorafgaande jaar

	1976/77			
	April-Junie	Julie-Sept.	April-Sept.	Begroting
<b>Ontvangste</b>				
Doeane, aksyns en verkoopreg	19,8	32,2	26,2	23,5
Inkomstebelasting (uitgesonderd goudmyne)	34,7	12,6	20,7	16,4
Inkomstebelasting en huurkontrakbetalings deur goudmyne	-39,1	-25,4	-30,7	-22,1
Ander binnelandse inkomste	14,4	-5,0	3,0	0,0
<b>Totaal</b>	<b>19,2</b>	<b>8,7</b>	<b>12,9</b>	<b>11,0</b>
<b>Uitreikings</b>				
	<b>38,8</b>	<b>4,4</b>	<b>19,9</b>	<b>13,4</b>

Finansiering van die skatkistekort

Weens die hoë vlak van skatkisuitreikings gedurende die eerste kwartaal van die huidige fiskale jaar is 'n aansienlike tekort (uitgesonderd leningsopbrengste en skulddelgings) van R936 miljoen in die Skatkisrekening aangeteken. Ofskoon die tekort gedurende die tweede kwartaal van die fiskale jaar tot R290 miljoen verminder is, is die tekort van R1 226 miljoen vir die eerste helfte van die betrokke jaar nogtans groot vergeleke met die bedrag van R853 miljoen vir die ooreenstemmende tydperk van die voorafgaande fiskale jaar en die begrotingsyfer (soos gewysig) van R1 670 miljoen vir die huidige fiskale jaar in geheel. Gedurende Oktober het die tekort R196 miljoen bedra, wat die tekort vir die eerste sewe maande van die huidige fiskale jaar op R1 422 miljoen te staan gebring het.

Skatkisfinansiering

R miljoene

	1975		1976	
	April-Sept.	April-Junie	Julie-Sept.	April-Sept.
<b>Tekort</b>	<b>853</b>	<b>936</b>	<b>290</b>	<b>1 226</b>
Gefinansier deur:				
Buitelandse sektor	144	6	92	98
Staatskuld-kommissaris	27	202	-11	190
Betaalmeester-generaal	170	120	90	210
Private nie-bank-sektor	253	58	268	327
Monetêre bank-sektor	259	550	-149	401
<b>Totaal</b>	<b>853</b>	<b>936</b>	<b>290</b>	<b>1 226</b>

Die kleiner tekort gedurende die tweede kwartaal van die fiskale jaar tesame met die groter lenings vanaf die private nie-banksektor, het die Tesourie in staat gestel om die skatkistekort sonder die gebruikmaking van bankkrediet te finansier. Die Skatkis se netto verpligting teenoor die monetêre banksektor het in werklikheid gedurende hierdie tydperk met R149 miljoen afgeneem terwyl dit gedurende die voorafgaande kwartaal met R550 miljoen toegeneem het. Die groter lenings vanaf die private nie-banksektor het bestaan uit uitgiftes van Nasionale Verdedigingsobligasies, nuwe uitgiftes van staatseffekte en ontvangste uit leningsheffings. Ander bronne van finansiering gedurende die tweede kwartaal van die fiskale jaar was die buitelandse sektor en die Betaalmeester-generaal.

Effekte- en obligasie-uitgiftes

Op 28 September is 'n nuwe langtermyn-effekte-uitgifte met 'n opbrengskoers tot delging van 11 persent, uitgereik. Aansoeke het R181 miljoen bedra, waarvan R40 miljoen en R12 miljoen onderskeidelik deur die Staatskuld-kommissaris en die monetêre banksektor ingeskryf is. Die private nie-banksektor het vir die



oorblywende R129 miljoen aansoek gedoen waarvan R100 miljoen van versekeraars en privaat-gedadministreerde pensioenfondse en R25 miljoen van private maatskappye afkomstig was. Meeste van hierdie bedrae is gedurende Oktober 1976 ontvang en word derhalwe nie in die bostaande tabel weerspieël nie.

'n Korttermyn effekte-uitgifte met 'n opbrengskoers van 8,75 persent is op 15 November vir inskrywing oopgestel, op welke datum effekte van R24 miljoen hul vervaldatum bereik het. Inskrywings op die nuwe uitgifte het R229 miljoen bedra, waarvan R209 miljoen deur die monetêre banksektor ingeskryf is.

Tot aan die einde van Oktober het beleggings in Nasionale Verdedigingsobligasies, wat vanaf 1 Julie 1976 vir inskrywing beskikbaar is, in totaal R72 miljoen bedra. Versekeraars en privaat-gedadministreerde pensioenfondse het vir R53 miljoen en individue vir R10 miljoen ingeskryf. Na 'n redelik gunstige reaksie gedurende die eerste uitgiftemaand, toe R52 miljoen belê is, het belangstelling in die Nasionale Verdedigingsobligasies skynbaar afgeneem en is daar vervolgens ongeveer R9 miljoen in Augustus, R8 miljoen in September en R3 miljoen gedurende Oktober belê.

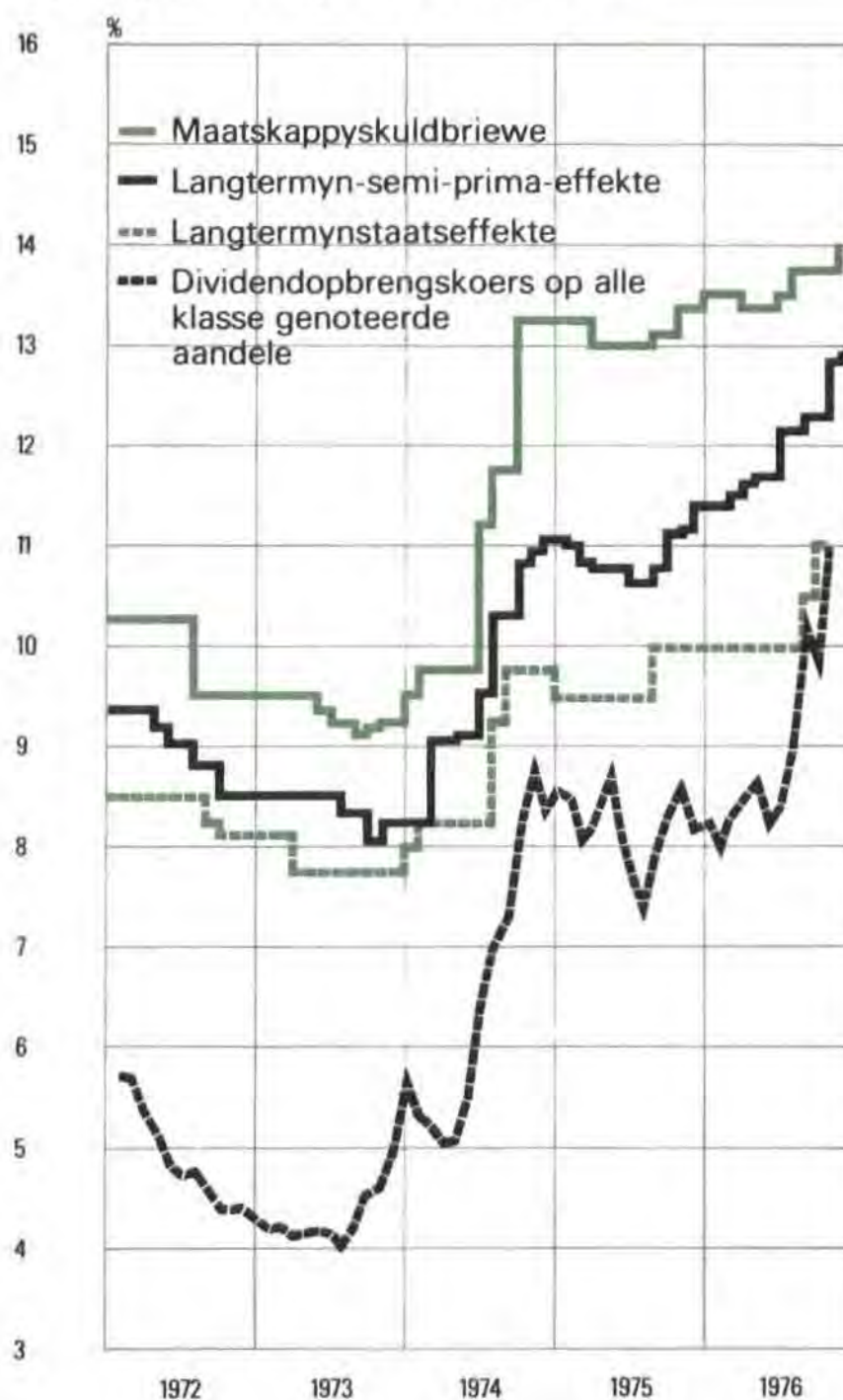
## Kapitaalmark

Ontwikkelings in die kapitaalmark gedurende die vier maande Julie tot Oktober 1976 het die verdere vernouing van die marktoestand wat teen die middel van die jaar ingetree het, weerspieël. So het langtermynrentekoerse, veral opbrengskoerse op effekte en aandele, gestyg, aandelepryse gedaal en verbanduitleenbedrywigheid en die bedrywigheid in die vaste eiendomsmark op 'n relatief lae vlak gebly.

### Mark vir vaste-rentedraende effekte

In die mark vir vaste-rentedraende effekte was daar gedurende die tydperk Julie tot Oktober en die eerste deel van November 'n algemene styging in die opbrengskoerse op effekte. Die opbrengskoers op nuwe uitgiftes van langtermynstaatseffekte het in Augustus vanaf 10,0 tot 10,5 persent toegeneem en in September tot 11,0 persent. Die opbrengskoers op nuwe uitgiftes van die hoogste graad semi-prima-effekte het vanaf 12,10 persent in Junie 1976 gestyg tot 12,24 persent in Augustus, 12,80 persent in Oktober en 12,86 persent in November. As gevolg van hierdie opbrengskoersaanpassings het die marge tussen die opbrengskoerse op prima- en semi-prima-effekte, wat vanaf 1,35 persent in Desember 1975 tot 2,10 persent in Junie vergroot het, weer tot 1,85 persent vernou. Teen die hoër opbrengskoerse is 'n geslaagde nuwe uitgifte van langtermynstaatseffekte teen die einde van September gedoen en is die jongste uitgiftes van semi-prima-effekte volskryf. Dit wil dus voorkom asof die

## Opbrengskoerse op effekte en aandele



verwagtings van beleggers aangaande 'n verdere styging in langtermynopbrengskoerse, wat vir die grootste deel van die derde kwartaal in die mark geheers het, teen die einde van die oorsigtydperk grootliks verdwyn het. In ooreenstemming met die styging in die opbrengskoerse op prima- en semi-prima-effekte het die opbrengskoers op nuwe uitgiftes van maatskappyskuldbriewe vanaf 13,50 persent in Junie 1976 tot 13,75 persent in Julie en daarna tot 14 persent in November toegeneem.

### Aandelemark

Die aandelemark het gedurende die vier maande van Julie tot Oktober terneergedruk gebly en die pryse van die meeste klasse aandele het hul afwaartse beweging voortgesit. Ondanks 'n effense verbetering in goudmynaandelepryse gedurende September het hierdie pryse en dié van finansiële mynaandele onderskeidelik



met 29 persent en 20 persent gedaal en hul laagste vlakke sedert Maart 1973 en Desember 1971 onderskeidelik, bereik. Die pryse van ander finansiële aandele sowel as nywerheids- en handelsaandelepryse het dalings aangeteken wat vanaf 11 tot 19 persent gewissel het. Die pryse van steenkoolmynaandele het gedurende die derde kwartaal voortgegaan om te styg, maar het gedurende Oktober gedaal. Metaal- en mineraalaandelepryse, uitgesonderd goud- en steenkoolmynaandele, was gedurende die tydperk van vier maande onder beskouing ietwat hoër as gedurende die eerste helfte van die jaar, nieteenstaande 'n dalende neiging ná Julie.

As 'n weerspieëling van die algemene neiging van opbrengskoerse op langtermynneffekte, het die gemiddelde dividendopbrengskoers op alle klasse aandele toegeneem vanaf 8,4 persent in Junie 1976 tot 10,9 persent in Oktober. Die opbrengskoersmarge tussen langtermynstaatseffekte en gewone aandele het vanaf 1,6 persent in Junie tot net 0,1 persent in Oktober vernou.

#### *Beweging van langertermynfondse na depositonemende en verwante instellings*

Die beweging van langertermynfondse na depositonemende en verwante instellings was gedurende die derde kwartaal van 1976 merkbaar hoër as gedurende die eerste helfte van die jaar. Die toename in die seisoensaangesuiwerde bouverenigingaandele en -deposito's het gedurende die derde kwartaal R140 miljoen bedra, vergeleke met 'n kwartaallikse gemiddelde van R126 miljoen gedurende die eerste helfte van die jaar. Spaar- en langtermyndeposito's by bankinstellings het heel opmerklik verander. Vergeleke met 'n gemiddelde kwartaallikse afname van R17 miljoen

gedurende die eerste helfte van 1976, het hierdie deposito's, ná uitskakeling van die seisoensinvloed, 'n toename van R165 miljoen gedurende die derde kwartaal getoon. Die vloeï van fondse na staatspaarfasiliteite, hoofsaaklik dié van die Departement Pos- en Telekommunikasiewese, het ook merkbaar toegeneem. Nuwe beleggings in deelnemingsverbandskemas is egter op min of meer dieselfde vlak gehandhaaf as gedurende die eerste helfte van die jaar. Ondanks die groter beweging van fondse na die betrokke instellings gedurende die derde kwartaal, was die totaal vir die eerste nege maande van 1976 slegs sowat 54 persent van die ooreenstemmende bedrag vir 1975.

#### *Verband- en vaste eiendomsmark*

As gevolg van die groter beweging van nuwe fondse na bouverenigings gedurende die derde kwartaal was nuwe verbandlenings toegestaan ietwat hoër as die kwartaallikse gemiddelde gedurende die eerste helfte van die jaar. Nuwe verbandlenings werklik uitbetaal, het egter gedurende die derde kwartaal voortgegaan om te daal en die hoër vlak van nuwe verbandlenings toegestaan sal heel moontlik eers gedurende die vierde kwartaal 'n invloed op die verbandmark hê. Nieteenstaande die styging gedurende die derde kwartaal was nuwe lenings wat gedurende die eerste nege maande van die jaar toegestaan is 12 persent laer as gedurende die ooreenstemmende tydperk van 1975.

Die dalende neiging in vaste eiendomstransaksies sedert die begin van 1976, is gedurende die derde kwartaal voortgesit. Die waarde van hierdie transaksies, seisoensaangesuiwerd, was gedurende die derde kwartaal gemiddeld 11,6 persent laer as die kwartaallikse gemiddelde vir die eerste helfte van die jaar.

### **Vloei van fondse na finansiële instellings**

