

Quarterly economic review

General observations

After the rate of increase in economic activity in South Africa had slowed down considerably during the second half of 1974, it remained at a relatively low level throughout 1975. The economy, nevertheless, continued to expand, albeit at a low rate, and a growth rate of 2,2 per cent in the real gross domestic product was still recorded in 1975. Because this rate of growth was considerably lower than the medium-term growth potential of the economy and most business cycle indicators did not point to any significant upturn in economic activity, it must be concluded that the economy was in a downward phase of the business cycle throughout the year. In addition, the present economic scene is still characterised by an unfavourable balance of payments and a high rate of inflation, and for the time being priority will have to be given to these matters.

The rate of inflation in South Africa remained high in 1975. The seasonally adjusted consumer price index rose by 11,7 per cent from December 1974 to December 1975. The rate of increase in both wholesale and retail prices, however, declined noticeably from the peaks recorded in the third quarter of 1974. Notwithstanding the price-increasing effect of the devaluation of the rand towards the end of September 1975, the rate of increase in consumer prices declined further during the fourth quarter of 1975, whereas wholesale prices rose at about the same rate. The more restrictive monetary and fiscal policies and general anti-inflation campaign will probably also contribute to a further decline in the rate of increase in prices. In addition, with lower rates of price increases in most trading-partner countries and a declining volume of imports, the influence of rises in prices of imported goods on the domestic price level is bound to decrease.

Largely owing to the protracted downward phase of the business cycle in the main industrial countries and the continued world inflation, the slowdown in domestic economic activity during 1975 was reflected only to a very limited extent in the balance of payments and a record deficit on current account of R1 616 million was recorded. International inflation caused a sustained rise in import prices and the value of imports continued to rise, notwithstanding a decline in volume. Exports, on the other hand, did not increase in volume terms because of the prolonged international recession and the low level of international trade. Moreover, commodity prices on international markets tended to decline during the year and limited the increase in the value of exports. In addition, the value of the net gold output was affected not only by a decline in volume, but also by a sharp drop in the price of gold on

the private market. During the fourth quarter, however, the rand value of the net gold output increased as a result of the devaluation of the rand in September.

On the capital account of the balance of payments a large net inflow was recorded during 1975 consisting of long-term loans obtained abroad, particularly by public corporations and the central government, compensatory short-term borrowing by the authorities and a large inflow of short-term private capital. The latter showed large fluctuations during the course of the year, brought about by expectations of possible changes in the exchange rate of the rand, and at times required compensatory official borrowing to support the level of foreign reserves.

In the light of these unfavourable balance of payments developments the exchange rate policy of independent managed floating was terminated towards the end of June, and at the same time, the rand was devalued by 4,8 per cent. These measures were followed in August by an increase in Bank rate and higher liquid asset requirements for banking institutions to ensure that interest rate differentials would not induce an outflow of capital and that unfavourable leads and lags would not be facilitated by the creation of bank credit. In addition, the inflow of capital was encouraged by changes in exchange control regulations and forward exchange cover arrangements. In September, when the price of gold declined sharply and the current account did not show any signs of improvement, the rand was devalued by a further 17,9 per cent and liquid asset requirements for banking institutions were increased further to high levels. The official view was that these measures would assist in improving the balance of payments, and at the same time would not depress unduly the real rate of economic growth. The possible inflationary effect of the devaluation had to be counteracted by the tightening of monetary policy and avoiding the undue use of bank credit to finance the Exchequer's deficit. It was also decided to extend the collective anti-inflation campaign for another six months to the end of September 1976.

During the fourth quarter of 1975 a substantial inflow of short-term capital was recorded and indications became clearer that the slowdown in domestic demand was beginning to have a greater effect in reducing the volume of imports. The price-increasing effect of the devaluation turned out to be modest and the higher rand proceeds of gold sales and exports had a beneficial effect on the balance of payments during the fourth quarter of 1975. The current account of the balance of payments, seasonally adjusted, therefore, showed an improvement during the third and fourth quarters of 1975, although the deficit was still at an unacceptably high level. However, while there was a marked reversal of the earlier decline in the

Reserve Bank's net gold and other foreign reserves after the devaluation of the rand on 22 September 1975, the net purchases of foreign exchange from the Bank again increased to above normal levels from the last week of December. This suggested the reappearance of unfavourable "leads and lags" in the balance of payments, which may again have been associated with new expectations of a possible devaluation of the rand, especially as a result of a further decline in the gold price in January 1976. Because there was a link between the abnormally high purchases of foreign exchange from the Reserve Bank and an increase in bank credit, the Reserve Bank decided on 17 February to impose direct quantitative restrictions on bank credit to the private sector. This measure was designed as a temporary measure to redress the balance between domestic and foreign financing of trade and thereby strengthen the balance of payments and also to reduce the potentially inflationary effects of excess liquidity in the economy. In order to strengthen the foreign exchange component of its total gold and other foreign reserves, the South African Reserve Bank entered into gold swap agreements with overseas parties during the week that ended on 12 March 1976. The effect of these agreements was that the cash content of the Reserve Bank's foreign reserves increased substantially, thereby affording the Bank more flexibility in its gold marketing policy.

It is also important to note that the seasonally adjusted quantity of money and near-money, after having increased at a relatively low annual rate of 11 per cent during the first half of 1975, accelerated again and rose at an annual rate of 22 per cent during the second half of 1975. Although bank credit to the government sector also contributed to the latter increase, the main cause of the acceleration was an annual rate of increase of 19 per cent in bank credit to the private sector. During January 1976 there was a further sharp rise in bank credit to the private sector. For the calendar year 1975 as a whole, the supply of money and near-money increased by 16 per cent, compared with an increase of 23 per cent during each of the preceding two years. The high rates of increase in bank credit to the private sector and in the supply of money and near-money during the second half of 1975 facilitated the switching from foreign to domestic financing of South Africa's international trade and served to underline the necessity for the more stringent monetary policy adopted since the second half of 1975.

As anticipated in the 1975/1976 Budget, a relatively large shortfall of government revenue in relation to government expenditure will increase the borrowing requirements of the Exchequer during that fiscal year. The government took positive steps to finance the deficit as far as possible out of current saving and although the central government was able to raise a substantial amount of loan funds in the non-banking sector, net banking sector claims on the government

sector nevertheless increased quite substantially during 1975. The borrowing operations of the central government and other borrowers in the public sector also serve to explain the continued underlying tightness of the capital market and the increase in long-term interest rates during a period of cyclical downswing in economic activity. New capital raised by both the public and the private sectors in the market for fixed-interest securities reached a record level in 1975.

National accounts

Lower rate of increase in real gross domestic product

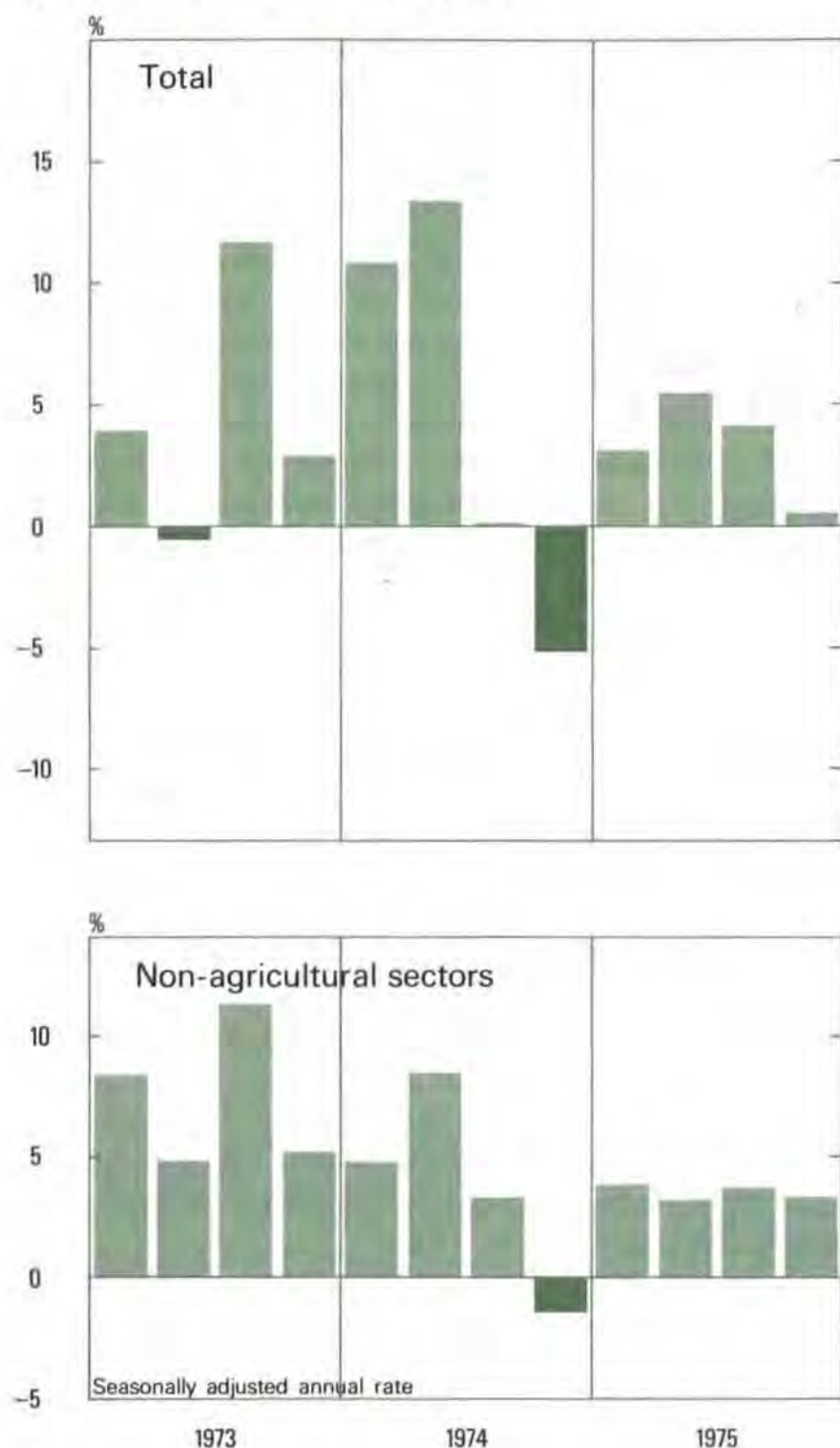
Throughout 1975 the South African economy was in a downward phase of the business cycle and the rate of growth in the real gross domestic product during this year amounted to only 2,2 per cent, compared with the 7,0 per cent recorded in 1974 when the economy was still in an upward business cycle phase during most of the year. Although the increase of 2,2 per cent was low by South African standards, it nevertheless compared favourably with, for example, the estimated negative growth rate of 2 per cent for all OECD countries in 1975.

Percentage change in gross domestic and national product at constant 1970 prices

	1974	1975
Agriculture, forestry and fishing	24½	-5½
Gold mining	-11	-6
Non-gold mining	10½	3
Manufacturing	6	2
Electricity, gas and water	7	5
Construction	8	-2
Wholesale and retail trade, etc.	7½	3
Transport, storage and communication	7	6
General government services	7	7½
Other sectors	4½	2½
Total gross domestic product	7	2½
Non-agricultural sectors	6	3
Non-agricultural and non-mining sectors	6½	3¼
Gross national product	8½	-1½

As is evident from the accompanying table, almost all classes of economic activity in 1975 showed either a lower rate of increase than in 1974 or a decline. Exceptions were the real value added by general government services (mainly salaries and wages) which increased at a higher rate, and by gold mining which declined less than in 1974. The most notable change occurred in the case of the agricultural sector, the real value added of which actually declined during 1975 compared with a substantial increase during 1974. Less favourable weather conditions led to the harvesting of smaller crops, especially summer crops, than in 1974. Other significant changes were the

Percentage change in gross domestic product at constant 1970 prices



decline in the real value added by the construction sector, reflecting the depressed conditions in the building and construction industry, and the lower rate of increase in the volume of non-gold mining production during 1975 resulting from the low rate of growth in domestic economic activity and the lower level of export demand brought about by the recession abroad. As far as retail trade is concerned, retail sales at constant prices increased by 2,7 per cent, wholesale sales at constant prices by 2,4 per cent, and the number of new motor vehicles sold by 6,4 per cent.

Because the prices of imported goods rose faster than the prices of South African exports (including gold), the country's terms of trade deteriorated during 1975. Consequently, the real gross *national* product declined slightly during 1975, compared with the small

positive rate of growth in the real gross *domestic* product.

At current market prices, the gross domestic product increased by 14 per cent during 1975, which was substantially lower than the nearly 19 per cent recorded during 1974. The main reason for the lower rate of increase during 1975 was that the gross operating surplus (gross profits and net interest payments) increased by only 7,4 per cent during 1975, compared with 21,7 per cent during the preceding year. Although a low rate of increase in profits is normal during a period of slow economic growth, the lower rate of increase recorded during 1975 was largely accounted for by declines in the operating surpluses of gold mining, non-gold mining and agriculture. Remuneration of employees increased by more than 19 per cent during 1975, with major contributions coming from manufacturing, general government services and total mining.

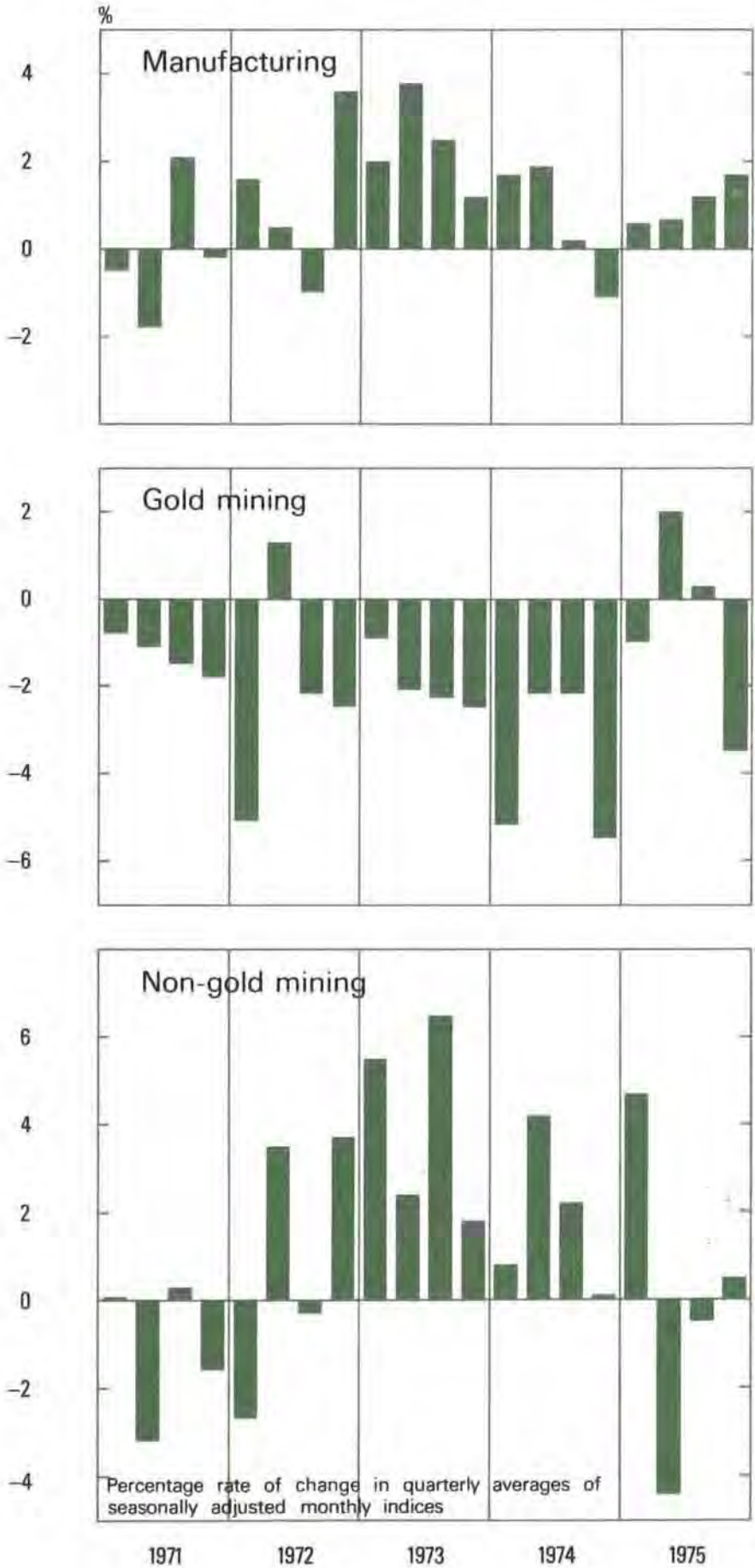
The accompanying table reveals the sharp fluctuations in the rate of increase in the gross operating surplus during the period 1970 to 1975. The average annual rate of increase of 16,1 per cent during this period was not significantly different from the annual rate of increase of 15,4 per cent in the remuneration of employees.

Percentage change in components of gross domestic product at factor cost (current prices)

	Remuneration of employees	Operating surplus
1970	13,5	2,8
1971	13,8	6,7
1972	9,6	16,3
1973	16,5	30,3
1974	18,0	21,7
1975	19,3	7,4
Average annual 1970-1975	15,4	16,1

Quarterly estimates of the real gross domestic product indicate that the growth rate remained at a low level throughout 1975. The sharp decline in the rate of increase recorded during the last quarter of 1975 was mainly caused by a substantial decline in the real value added by agriculture. The real growth rate of the non-agricultural sectors remained virtually unchanged during all four quarters of 1975. The maintenance of the growth rate in the non-agricultural sectors during the last quarter of 1975 was to a large extent attributable to a sharp rise in the real value added by manufacturing. Real income generated by the gold mining sector declined sharply, whereas the real value added by wholesale, retail and motor trade increased slightly, and that of all other sectors showed little change.

Physical volume of production



Small increase in real gross domestic expenditure

Aggregate real domestic demand, as measured by real gross domestic expenditure, increased only slightly during 1975, as against a rise of 12½ per cent during the previous year. Except for real government consumption expenditure, all the other major components of gross domestic expenditure, namely private consumption expenditure, gross domestic fixed investment and inventory investment increased at a

lower rate during 1975 than during 1974. At current prices, gross domestic expenditure exceeded gross national product by a larger amount than during the preceding year and this development was reflected in a substantial increase in the deficit on the current account of the balance of payments.

Moderate rate of increase in real private consumption expenditure

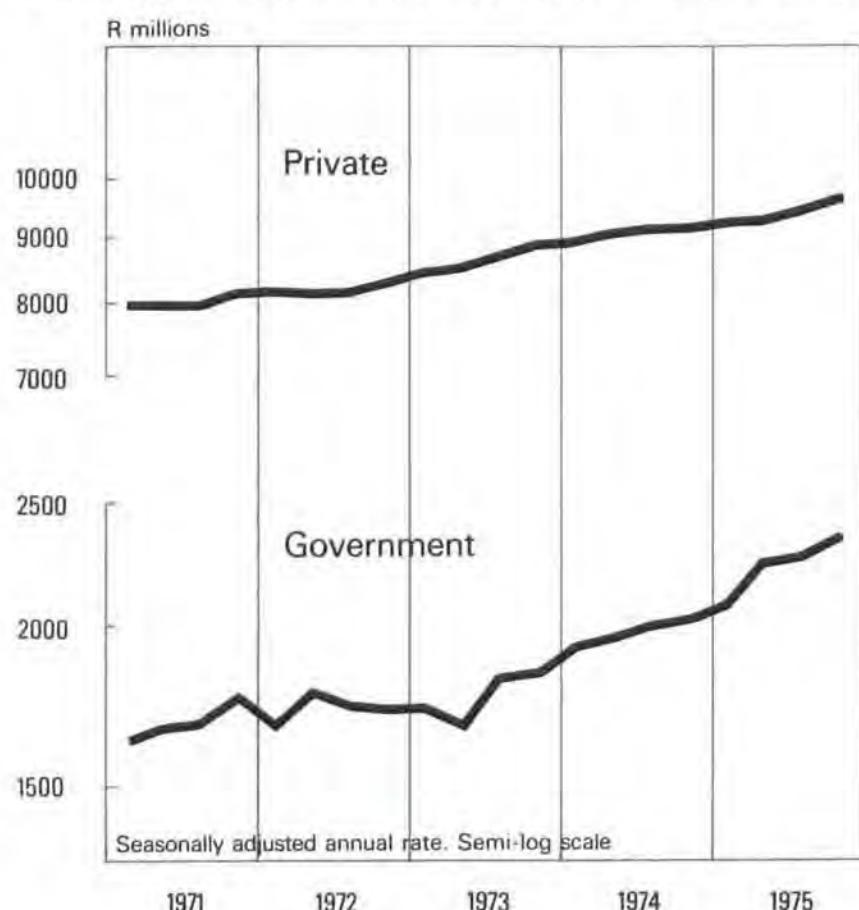
After the rate of increase in real private consumption had increased to 5½ per cent during 1974, it slowed down appreciably to only 3 per cent during 1975. As the accompanying table indicates, almost all the different classes of expenditure increased at a lower rate. A notable exception was real outlays on consumer durables, the increase in which accelerated slightly during 1975 because of purchases of television sets after television test programmes had been introduced in May 1975. However, since the real income of Whites is estimated to have declined slightly during 1975, it was to be expected that expenditure on certain other classes of durable goods would be affected detrimentally. Real outlays on new motor cars did not show any significant change, but real expenditure on furniture and other major household durables decreased by no less than 15 per cent, partly also as a result of a decline in new residential construction. Real outlays on semi-durable goods such as clothing and footwear and on non-durable goods, namely food, beverages and tobacco, also registered lower percentage increases than during 1974. The increases that did occur were associated mainly with the further substantial increase in the real wages of Non-Whites during the calendar year 1975.

Quarterly estimates indicate that real private consumption expenditure increased moderately during the first quarter of 1975 and at slightly higher rates during the last three quarters of the year. The increase during the last quarter of 1975 was mainly the result of a substantial increase in purchases of television sets in anticipation of the official commencement of the service in January 1976. Real outlays on furniture and household appliances as well as on new motor cars, however, declined in the last quarter.

Percentage change in private consumption expenditure at constant 1970 prices

	1974	1975
Durable goods	2	3
Furniture and household appliances	4	-15
Personal transport equipment	-2	1
Recreational goods (including television sets)	7	114
Semi-durable goods	4	3½
Clothing and footwear	4½	4
Non-durable goods	6½	3
Food, beverages and tobacco	7	3
Services	5	3
Total private consumption expenditure	5½	3

Consumption expenditure at constant 1970 prices



Substantial increase in real government consumption expenditure

The real consumption expenditure of the general departments of public authorities increased by 14 per cent during 1975, after it had risen by 11 per cent during 1974. The sharp increase during both these years reflected, to a certain extent, higher defence expenditure. As in 1974, the high rate of increase in aggregate government consumption expenditure was largely the result of a sharp rise of 22 per cent in goods and services other than the remuneration of employees. The rate of increase in real salaries and wages accelerated from 6 per cent in 1974 to 7½ per cent in 1975. During the first half of 1975 the rate of increase in real government consumption expenditure was fairly substantial, but it tended to become lower during the second half.

Decline in the rate of growth in real gross domestic fixed investment

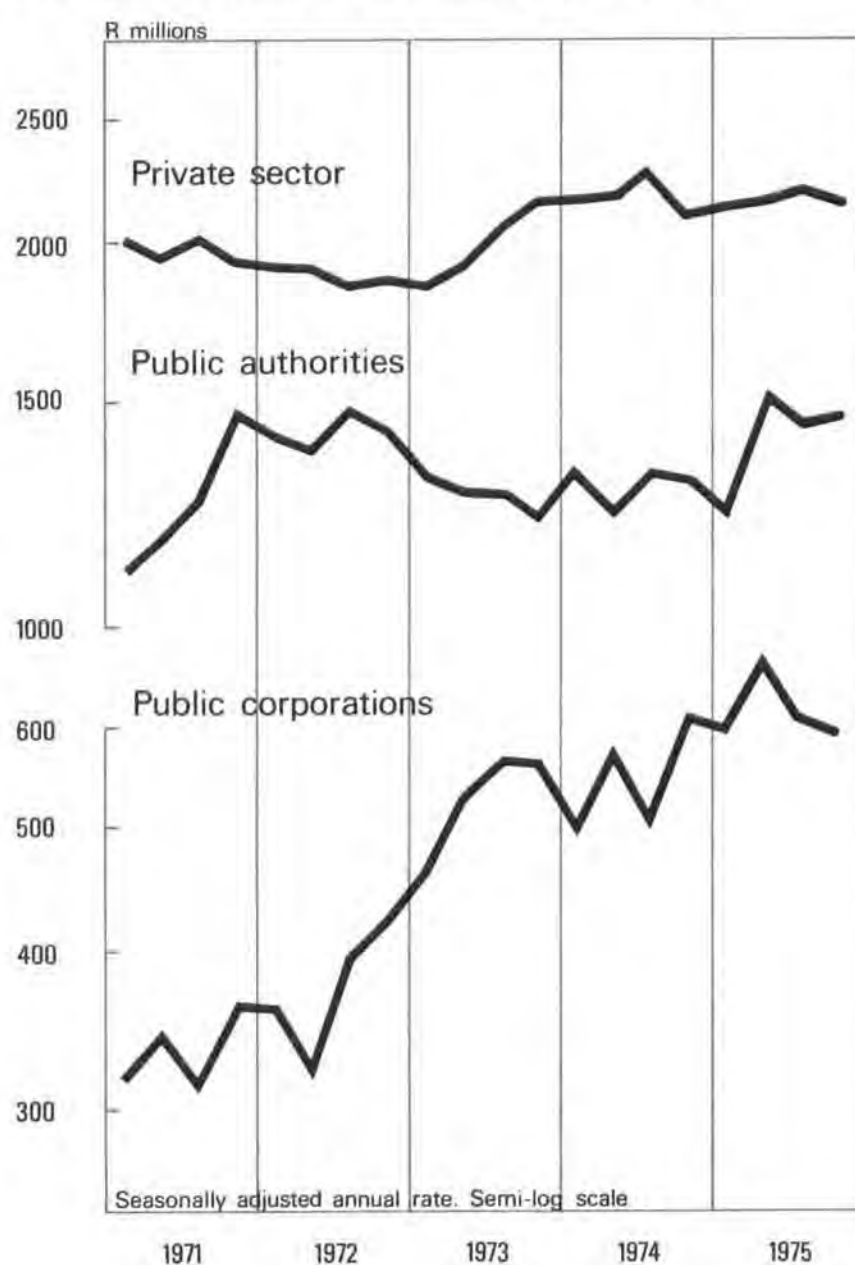
Total real fixed investment rose by 4 per cent during 1975, compared with an increase of 7 per cent during the preceding year. The public sector, i.e. public corporations and public authorities, was largely responsible for the increase during 1975 and its real fixed investment rose by 8 per cent, whereas that of the private sector increased by only 1 per cent above the 1974 level.

With few exceptions, private real fixed investment in the different sectors either recorded smaller increases

Percentage change in gross fixed investment at constant 1970 prices

	1974	1975
Total	7	4
Private sector	8	1
Mining	34	9
Manufacturing	14	6
Agriculture	-3	18
Residential buildings	4	-15
Commerce	18	-13
Other	-3	3
Public sector	4	8
Public authorities:	3	8
Business enterprises	-4	14
South African Railways	-2	20
Other	-6	7
General government	10	3
Public corporations	5	9

Fixed investment at constant 1970 prices



in 1975 than in 1974, or declined. As is shown in the accompanying table, smaller increases were recorded in the mining and private manufacturing sectors, whereas declines occurred in commerce and in the

case of residential buildings. The agricultural sector, in contrast, showed a sharp increase, after a decline had been recorded in 1974.

Within the public sector, the major contributions to the higher rate of growth in real fixed investment was made by public authorities. The higher level of capital outlays by these authorities emanated mainly from the activities of their business enterprises, especially the South African Railways. The investment activity of the general departments of public authorities also increased but the rate of growth was well below that attained in 1974.

The real fixed investment of public corporations during 1975 reflected largely capital expenditure on the Sishen-Saldanha railway project, mining ventures of Iscor and expansion programmes of Escom.

Smaller addition to inventories

The book value of total inventories increased by R1 457 million in 1975, of which industrial and commercial inventories accounted for R915 million. The ratio of the book value of non-agricultural stocks to the comparable gross domestic product at current prices declined from 36,6 per cent in the second quarter to 35,3 per cent in the last quarter of 1975. At constant 1970 prices, the total value of inventories rose by R107 million in 1975 as against R513 million in the preceding year. Quarterly estimates indicated that real inventory investment became smaller as the year progressed and turned negative during the second half of 1975.

Inventories as percentage of sales



Information obtained from company reports and surveys of business conditions would seem to suggest that the current levels of stocks are still judged to be too high in relation to expected sales in the near future.

Gross domestic saving

Contrary to developments during the preceding three years, when gross domestic saving increased on average by about 23 per cent per annum, gross domestic saving rose only slightly during 1975. Because domestic funds were inadequate to finance total fixed and inventory investment, foreign funds to an amount of R1 616 million had to be employed as a source of finance. Provision for depreciation and personal saving increased, but corporate saving and the current surplus of general government declined during 1975.

Business cycle situation, labour and prices

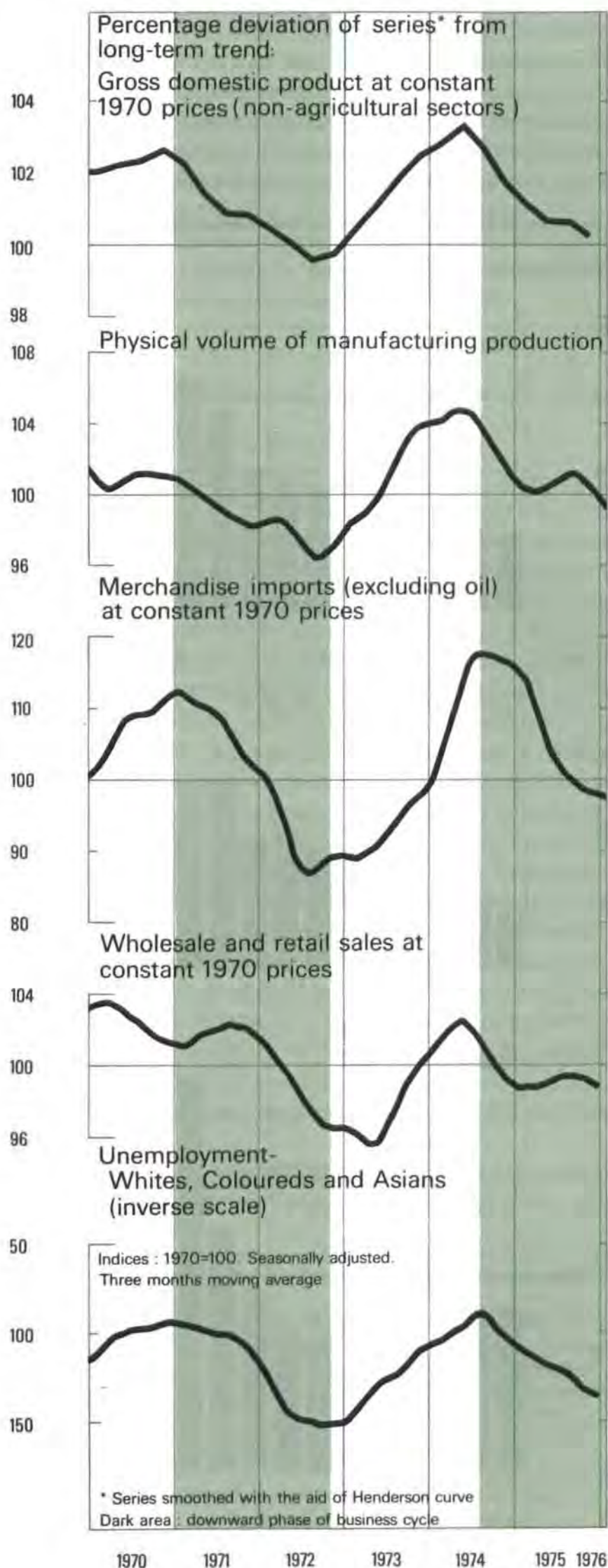
Continuation of slowdown in economic activity

The cyclical decline in economic activity which had begun in the third quarter of 1974, continued during 1975. This was confirmed by important business cycle indicators such as the real gross domestic product, the volume of merchandise imports and the number of unemployed Whites, Coloureds and Asians. On the other hand, the volume of manufacturing production and wholesale and retail sales at constant prices increased at slightly higher rates during the second half of 1975. Notwithstanding these divergent tendencies during the second half of 1975, it would appear that the South African economy is still in a downward phase of the business cycle, as shown by the tendencies of various other economic indicators such as the volume of mining production, ton-kilometres of revenue earning traffic of the South African Railways, value of buildings completed, number of new motor vehicles sold, dispatches of steel to the domestic market, sales of building materials at constant prices, and cement production. In contrast to the actual decline in economic activity in most Western countries, the South African economy continued to expand, albeit at a much lower rate, and the downward phase of the business cycle should be interpreted as a slowdown in economic activity to a level below the medium-term growth potential of the economy.

Lower rate of increase in employment

The labour situation remained fairly easy during 1975 because of the low rate of economic expansion experienced from the fourth quarter of 1974. Thus, the seasonally adjusted number of registered unemployed Whites, Coloureds and Asians, which in the past has shown itself to be a sensitive indicator of changes in the labour situation, increased from 8 823 in December 1974 to 11 462 in December 1975. Employment in

Business cycle indicators



the non-agricultural sectors of the economy during the first three quarters of 1975 was on average 1,8 per cent higher than during the same period in 1974, as against an increase of 2,8 per cent in 1974 compared with 1973. In addition, it would appear that employment in these sectors increased at a lower rate during the third quarter of 1975 than during the first half of the year. An analysis of employment in the different sectors shows that employment in construction, non-gold mining and motor trade declined or levelled off during the first ten months of 1975, whereas employment in gold mining and manufacturing started to increase from the second quarter of the year. The number of people employed by public authorities and in the wholesale and retail trade continued its rising trend during the first three quarters of the year.

Notwithstanding the lower rate of growth in economic activity and in employment during the first three quarters of 1975, average salaries and wages per worker in the non-agricultural sectors of the economy rose by 18,3 per cent during this period, compared with the same period in 1974. This percentage was composed of increases of 13,6 and 25,3 per cent in the average salaries and wages of Whites and Non-Whites, respectively. In real terms, i.e. after taking into account the increase in the consumer price index, the average remuneration of Whites declined by 0,3 per cent and that of Non-Whites rose by 9,9 per cent during the first three quarters of 1975, compared with the same period in 1974.

Decline in the rate of inflation

Although the rate of inflation in South Africa remained high throughout 1975, the rate of increase in prices declined noticeably from the peak reached in the third quarter of 1974. The direct price-increasing effect of the devaluation of the rand in September 1975 was counteracted by this declining tendency, supplemented by further monetary and fiscal policy measures and the general campaign against inflation launched in October.

The seasonally adjusted consumer price index rose by 11,7 per cent from December 1974 to December 1975, compared with an increase of as much as 14,0 per cent from December 1973 to December 1974. From February 1975 to February 1976 this rate declined further to 10,9 per cent. The slowdown in the quarterly rates of increase in consumer prices over the past five quarters, namely from an annual rate of increase of 18,2 per cent in the third quarter of 1974 to only 10,4 per cent in the fourth quarter of 1975, was quite significant. Major contributions to the lower rate of increase in consumer prices during the fourth quarter of 1975 were made, firstly, by food prices which showed almost no change during this period and, secondly, by a lower rate of increase in the prices of services.

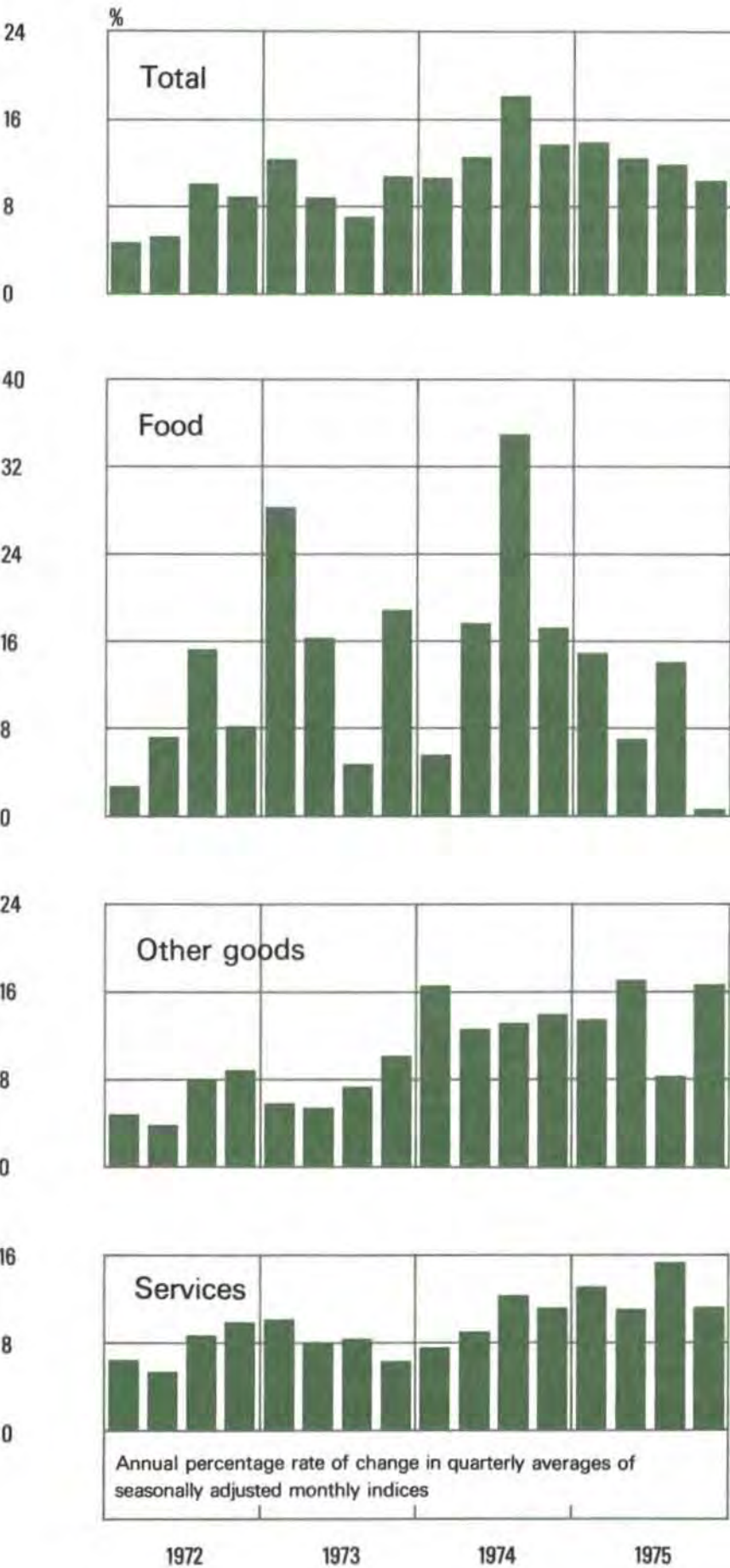
The average monthly consumer price index rose by 13,5 per cent in 1975, compared with increases of

11,6 and 9,5 per cent in 1974 and 1973, respectively. Food prices which increased by 15,4 per cent in 1973, 15,1 per cent in 1974 and by a further 15,0 per cent in 1975, contributed materially to the high rates of increase in consumer prices over the past three years.

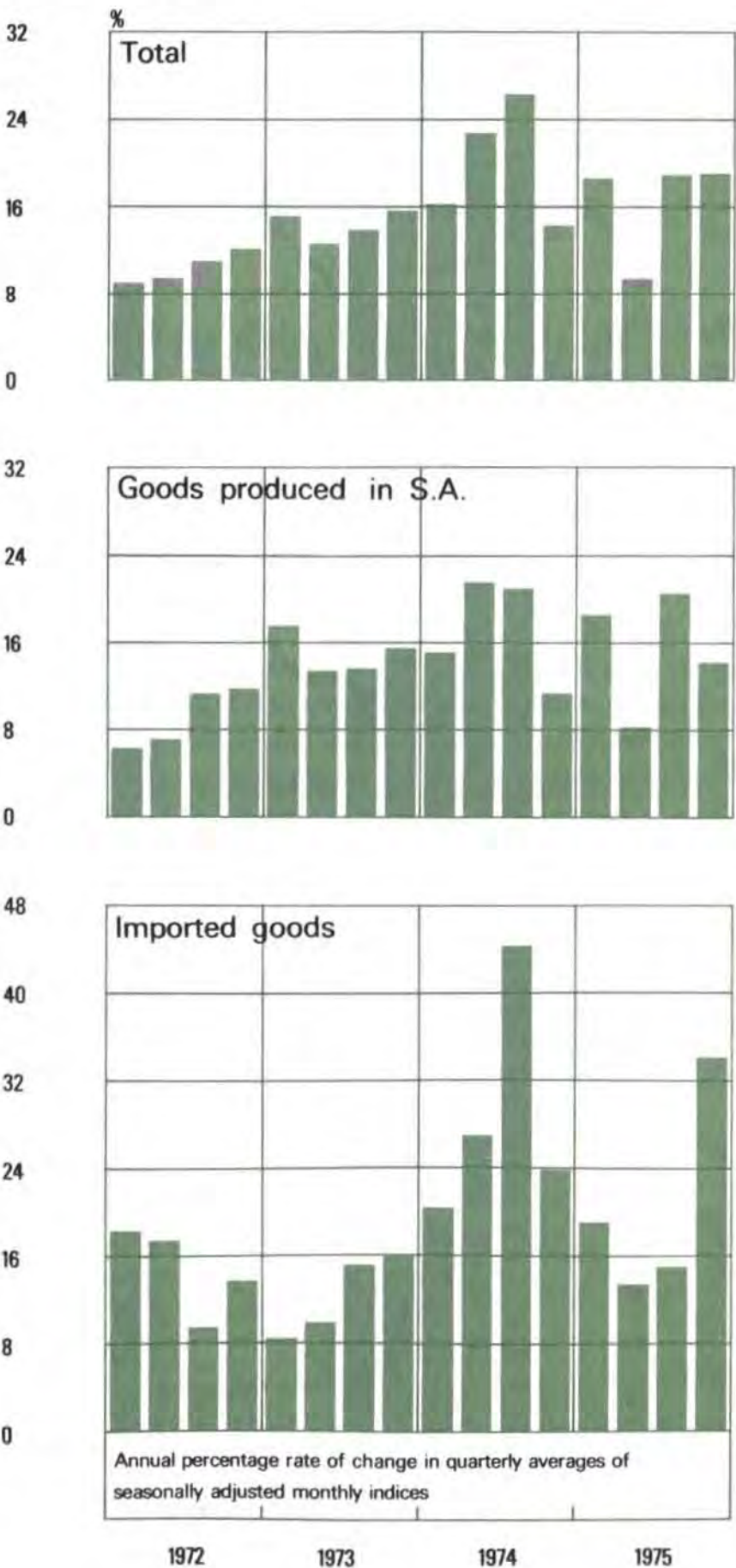
The seasonally adjusted wholesale price index increased by 16,9 per cent from December 1974 to December 1975, compared with a rise of 19,4 per cent during the preceding year. From January 1975 to January 1976 this rate declined further to 14,5 per

cent. The annual rate of increase in the prices of imported goods accelerated from 15,1 per cent in the third quarter to no less than 34,2 per cent in the fourth quarter of 1975, whereas the rate of increase in the prices of goods produced in South Africa declined noticeably from 20,5 per cent to 14,2 per cent during the same period. This development brought the increase in the prices of all wholesale goods to about the same level during the fourth quarter as during the third quarter, despite the marked direct effect of the

Consumer prices



Wholesale prices



September devaluation on the prices of imported goods. The lower rate of increase in the prices of goods produced in South Africa during the fourth quarter of 1975 was achieved in spite of a sharp rise in the prices of basic metals and metal products and machinery and transport equipment and was mainly due to a lower rate of increase in the prices of agricultural goods.

The *average* monthly wholesale price index rose by 17,3 per cent in 1975 compared with a rise of 18,0 per cent in 1974. Prices of imported goods rose by 22,4 and 22,6 per cent during 1975 and 1974, respectively, whereas the rate of increase in the prices of goods produced in South Africa declined slightly from 16,6 per cent in 1974 to 15,5 per cent in 1975.

Balance of payments

Large deficit on current account

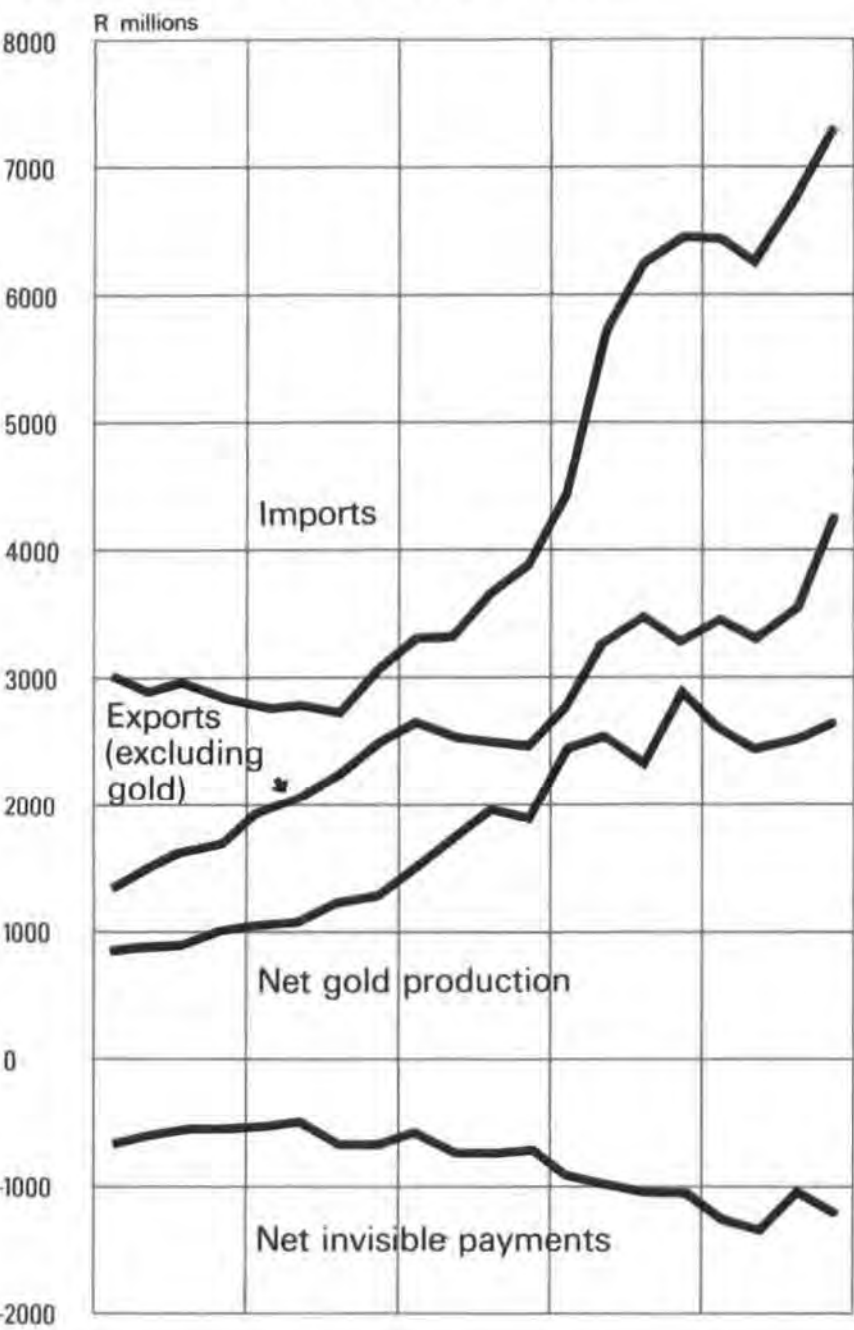
Although the South African economy has been in a downward phase of the business cycle since the third quarter of 1974 and domestic demand has not increased significantly, the deficit on current account increased from R860 million in 1974 to no less than R1 616 million in 1975. As a percentage of the gross domestic product, the deficit on current account increased from about 4 per cent in 1974 to just more than 6 per cent in 1975. The sharp increase in the deficit on current account during 1975 was attributable to a number of factors, most of which were directly or indirectly related to the deep and prolonged downward phase of the business cycle in the main industrial countries and the continued world inflation. Firstly, the international recession led to a decline in world trade and in commodity prices on international markets which adversely affected South Africa's exports. Secondly, the price of gold declined sharply during the course of 1975. Thirdly, import costs were increased by the high rate of inflation in most countries, the further rise in the price of oil and the depreciation of the rand. Lastly, imports were boosted by increased defence expenditure.

As is shown by the accompanying table, the deficit on current account increased progressively during the

Deficit on current account of balance of payments

	Seasonally adjusted annual rate	Percentage of gross domestic product
	Rm	%
1974: 3rd qtr.	1 342	5,9
4th qtr.	1 195	5,0
1975: 1st qtr.	1 548	6,4
2nd qtr.	1 727	6,8
3rd qtr.	1 656	6,4
4th qtr.	1 533	5,7

Balance of payments current account



Balance on current account



first two quarters of 1975 and then declined moderately during the third and fourth quarters of the year. The improvement in the last quarter of 1975 occurred notwithstanding the temporary adverse *short-term* effects of the devaluation of the rand in September and the sharp decline in the dollar price of gold on the private market after August, and was brought about by a sharp increase in the rand proceeds of merchandise

exports which more than offset the increase in the value of merchandise imports and net invisible payments to the rest of the world.

Merchandise imports increased from R5 723 million in 1974 to R6 681 million in 1975, or by slightly less than 17 per cent. This rise in the value of imports, especially imports of machinery and electrical equipment, transport equipment, oil, base metals and precious and semi-precious stones and metals, was entirely due to price rises because the volume of imports declined slightly. It is significant to note that imports of certain important categories of goods, such as textiles, paper and paper products, and wood and articles of wood actually declined in value, which indicates a significant decrease in volume. The volume of total imports showed a declining trend throughout calendar year 1975. During the last quarter of 1975 the value of merchandise imports, on a seasonally adjusted annual basis, increased by only about 8 per cent in rand terms, notwithstanding the price-increasing effects of the devaluation of the rand in September.

As during the two preceding years, net invisible payments to the rest of the world increased significantly during 1975. This increase was largely due to increases in international transport costs and in interest payments on foreign loans. However, the sharp rise in payments to foreigners during the first half of 1975 was arrested during the second half of the year because of lower dividend payments on foreign investments and a decline in international transport costs which may be ascribed to the decline in the volume of imports. Service receipts increased only moderately during 1975 as a result of the re-opening of the Suez Canal and the generally depressed state of the world economy.

As in the case of imports, the rise of about 12 per cent in merchandise exports during 1975 was attributable to price increases, including the higher rand proceeds brought about by the devaluations of the rand. The volume of exports remained approximately at the same level as in 1974. The effect of the higher rand proceeds is clearly illustrated by the quarterly export figures which declined moderately during the first two quarters of 1975 and then increased by 7 and 20 per cent in the third and fourth quarters, respectively. The increase in merchandise exports was recorded primarily in the categories vegetable products, prepared foodstuffs, mineral products, precious and semi-precious stones and metals.

After the value of the net gold output had increased considerably for two consecutive years, it declined slightly from R2 565 million in 1974 to R2 540 million in 1975. This decline was entirely attributable to a decline in the physical volume of gold production as the average rand price of gold showed a further increase in 1975. During the fourth quarter, however, the value of the net gold output increased to a seasonally adjusted

annual figure of R2 633 million, owing to the higher rand proceeds following the devaluation of the rand.

Large net inflow of capital

In 1975 a large net capital inflow of no less than R1 774 million was recorded on capital account, compared with the inflow of R774 million in 1974. This considerable increase consisted largely of long-term loan capital obtained abroad (R1 263 million), especially by public corporations (R701 million) and the central government and banking sectors (R391 million). The flow of long-term capital to the private sector, excluding public corporations, declined slightly from R184 million in 1974 to R145 million in 1975. Short-term capital obtained by the private sector, including errors and unrecorded transactions, increased substantially from R27 million to no less than R470 million during the same period.

Although there was a large net inflow of private short-term capital for the year 1975 as a whole, sharp fluctuations occurred during the year. As a result of expectations regarding possible changes in the exchange rate of the rand, leads in payments for imports and lags in remitting export proceeds, as well as other short-term capital movements occurred from time to time. These volatile movements of short-term capital at times placed considerable strain on the country's gold and other foreign reserves, and forced the authorities to support the level of gross foreign reserves by compensatory borrowing.

These capital movements also caused the authorities to introduce various measures to promote an inflow of capital and to follow a more conservative monetary policy. In August the Bank rate was increased and the liquid asset requirements for banking institutions were raised to ensure that the interest rate differentials between South Africa and its main trading partners would induce an inflow of capital and that an unfavourable leads and lags situation would not be facilitated by the creation of bank credit. These measures were accompanied by changes in exchange control regulations and in arrangements regarding forward exchange cover. Subsequently, the prolonged recession in the rest of the world and a sharp decline in the gold price forced the authorities to devalue the rand by 17.9 per cent in September. At the same time, the

Comparable international interest rates

	August 1974	December 1975
	%	%
USA (3-month prime industrial paper)	12.4	5.9
Germany (3-month interbank deposits)	9.7	4.2
Eurodollar (prime banks' bid rate for 3-month deposits in London)	13.9	5.8
UK (3-month interbank deposits)	12.6	10.7
SA (3-month bankers' acceptances)	11.3	8.7

liquid asset requirements for the banking institutions were increased further. As a result of these developments, short-term interest rates in South Africa moved to even higher levels during the second half of 1975. The accompanying table shows the change in the rate differentials between August 1974 and December 1975.

Although quarterly figures of capital movements do not always reflect fully leads and lags of a shorter duration, they nevertheless show that during 1975 the measures taken by the authorities encouraged and facilitated the net inflow of foreign capital. After a net outflow of private short-term capital, including errors and unrecorded transactions of R87 million and R26

million had been recorded in the second and third quarters of 1975, respectively, a net inflow of short-term funds of R359 million occurred during the last quarter of the year.

However, towards the end of the year unfounded rumours of a possible further devaluation of the rand and a further decline in the gold price in January 1976, led to increased net purchases of foreign exchange from the Reserve Bank from the last week of December to above normal levels. In view of the clear link between the excessive increase in bank credit to the private sector and the abnormally high purchases of foreign exchange from the Reserve Bank, the Bank announced, on 17 February 1976, the introduction of direct quantitative restrictions on bank credit to the private sector. This measure was designed as a temporary step to restore the balance between domestic and foreign financing of international trade and thereby to strengthen the balance of payments generally. The Minister of Finance also announced changes in exchange control to reduce the unfavourable influence of leads and lags on the capital account of the balance of payments.

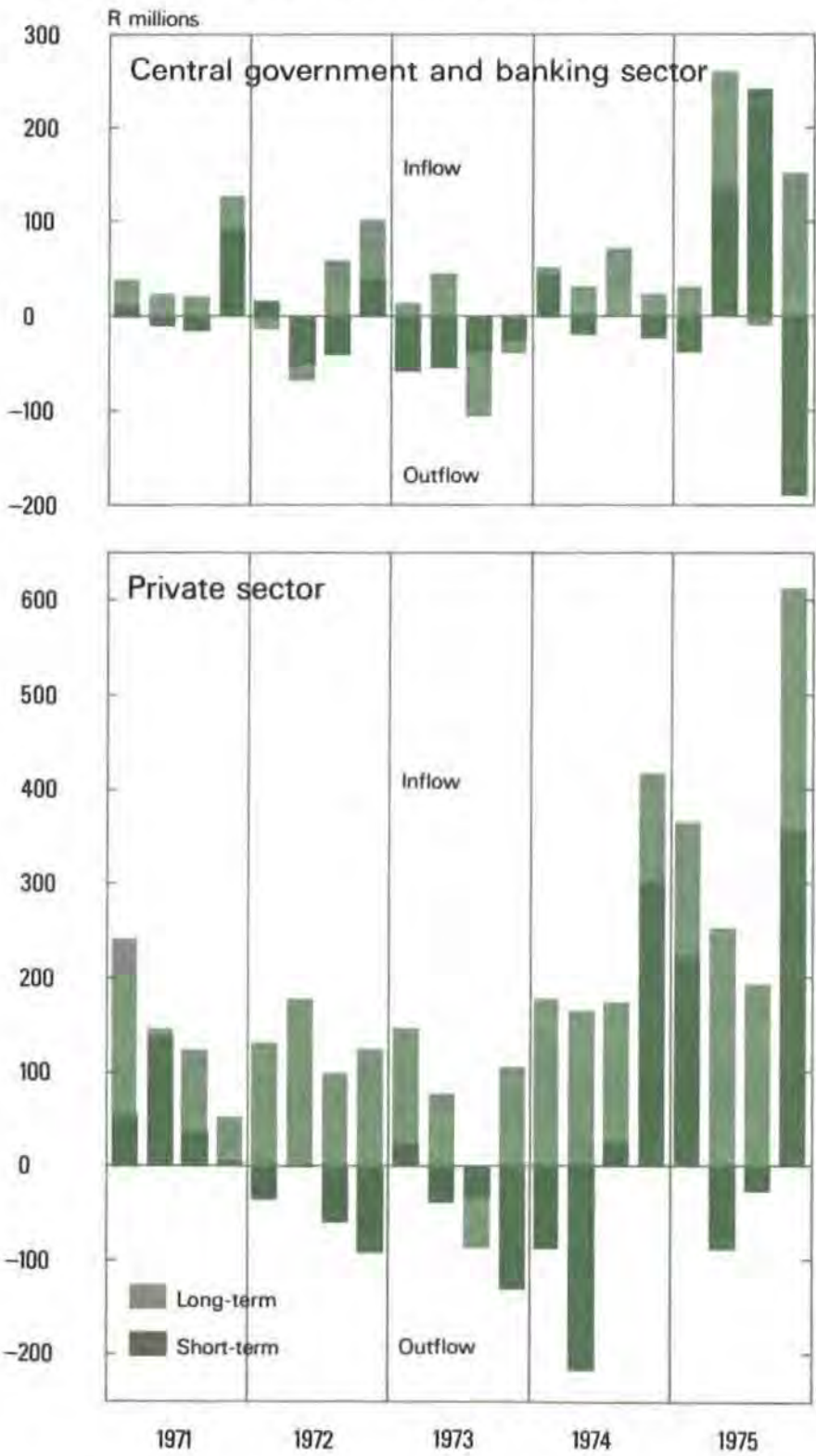
Moderate rise in the gold and other foreign reserves

The record deficit on current account, coupled with the large net inflow of foreign capital caused the *gross* gold and other foreign reserves resulting from balance of payments transactions, to increase by R158 million in 1975. After valuation adjustments the *gross* gold and other foreign reserves increased by R191 million during 1975 to reach a level of R1 100 million at the end of the year. However, the *net* reserves, i.e. gross reserves less the short-term foreign liabilities of the monetary banking sector, declined during most of the first three quarters of 1975. After the devaluation of 22 September, however, they tended to rise until almost the end of the year. During January 1976 the gross gold and other foreign reserves of the Reserve Bank increased by R20 million to a level of R960 million at the end of the month, but this increase included the drawing of South Africa's first credit tranche with the International Monetary Fund amounting to R81,4 million.

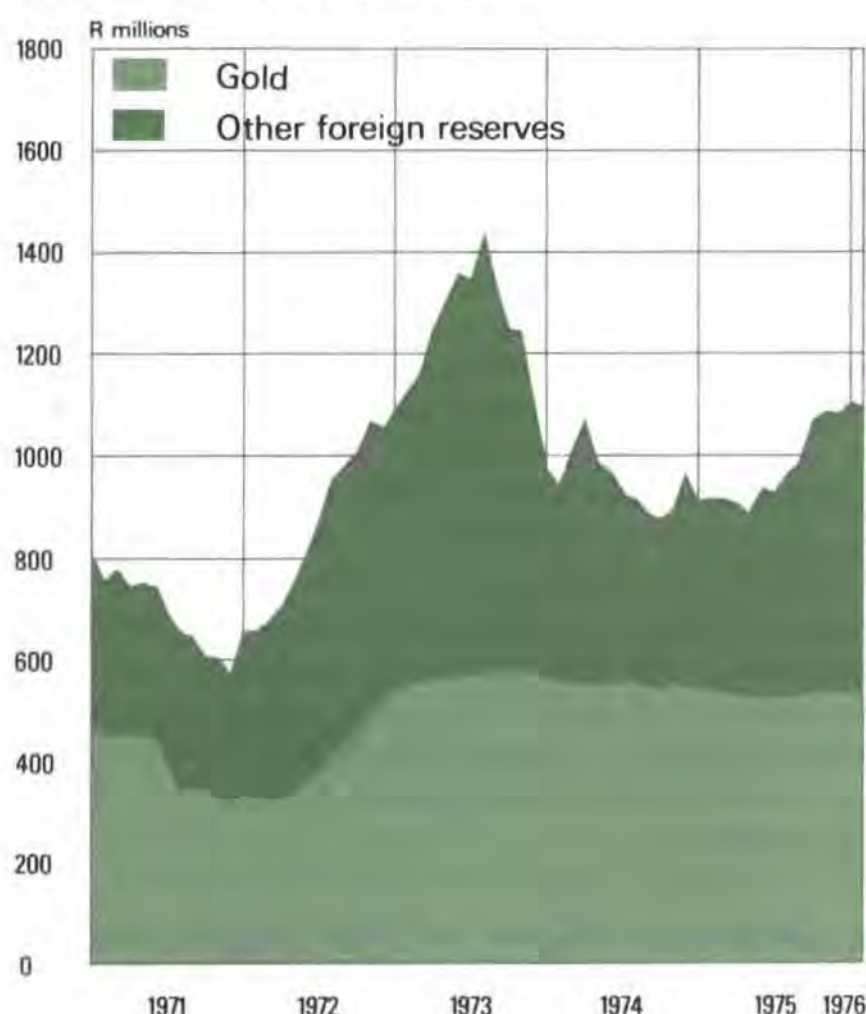
As far as the composition of the gold and other foreign reserves is concerned, the foreign exchange holdings of the Reserve Bank increased from R156 million at the end of 1974 to R378 million at the end of 1975, whereas the gold reserves declined slightly. The gold and foreign reserve holdings of the private banking institutions also increased by R47 million during 1975. In contrast to these increases, the foreign reserves of the central government declined sharply because of the drawing of South Africa's gold tranche with the International Monetary Fund in September.

After showing little change during January and February 1976, the gold holdings of the Reserve Bank declined sharply during the week that ended on 12

Net foreign capital movements by sector



Gold and other foreign reserves



March 1976 as a result of gold swap agreements entered into with overseas parties. Mainly as a consequence of these agreements the Reserve Bank's gold holdings declined by R147,5 million, other foreign reserves rose by R480,9 million and the total gold and other foreign reserves increased by R333,4 million to a level of R1 199,8 million during the week that ended on 12 March 1976.

Monetary and banking situation

Money and near-money

After the seasonally adjusted quantity of money and near-money had risen at an annual rate of 44 per cent during the fourth quarter of 1974, the annual rate of increase declined to 11 per cent during the first half of 1975. Thereafter, it again increased sharply to 21 and 23 per cent during the third and fourth quarters of the year, respectively. The annual rate of increase in private sector liquidity during the second half of 1975 (22 per cent) was, therefore, approximately twice as high as the rate which had prevailed during the first six months of the year. For the year 1975 as a whole, the increase in money and near-money was 16 per cent (or R1 205 million), which was substantially lower than the increase of approximately 23 per cent in both 1973 and 1974. For the twelve months from January 1975 to January 1976 the rate of increase was about 17 per cent.

The ratio of money and near-money to the gross domestic product, both seasonally adjusted, which had declined from 30,7 per cent in the first quarter of 1975 to 29,8 per cent in the second quarter, increased fairly substantially to 30,4 per cent in the fourth quarter. In the fourth quarter of 1975 this ratio was about 2 percentage points higher than in the second and third quarters of 1974.

Causes of changes in money and near-money

The importance of the different causes of changes in money and near-money remained more or less the same during all four quarters of 1975. An expansion of bank credit to the private and government sectors, only partly offset by a decline in the net gold and other foreign reserves and an increase in the long-term deposits of the private sector, was responsible for the increase in the quantity of money and near-money.

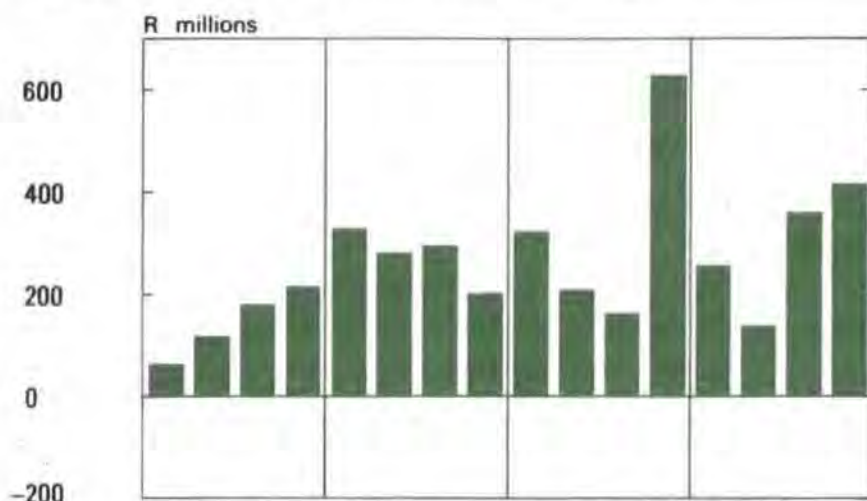
Causes of changes in money and near-money*

R millions

	Not seasonally adjusted	Seasonally adjusted				Year 1975	Jan. 1976
	Year 1975	1st qtr.	2nd qtr.	3rd qtr.	4th qtr.		
Net gold and other foreign reserves	-462	-25	-289	-99	-100	-514	-178
Claims on government sector:							
Gross claims	1099	288	444	444	288	444	288
Government deposits (increase-, decrease+)	-302	-222	333	222	222	222	222
Net claims	797	312	354	102	-54	714	276
Claims on private sector	1203	269	231	363	344	1206	152
Long-term deposits (increase-, decrease+)	-421	-100	-123	-36	-170	-430	62
Net other assets	88	222	222	222	222	222	222
Total causes of changes	1205	258	143	367	420	1188	165

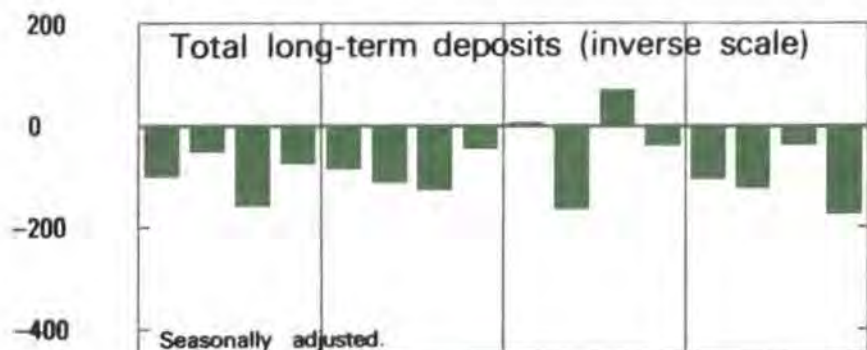
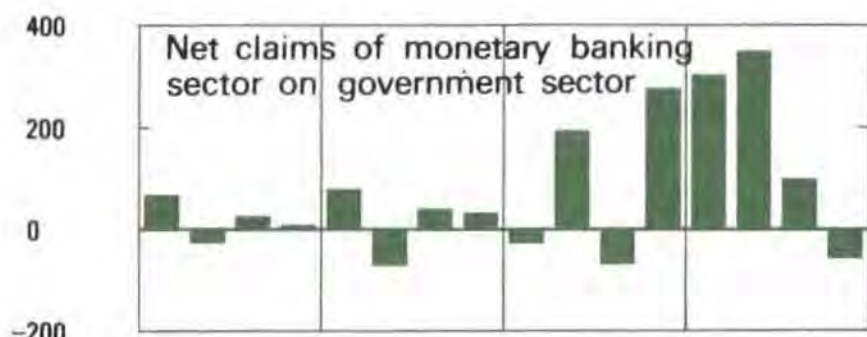
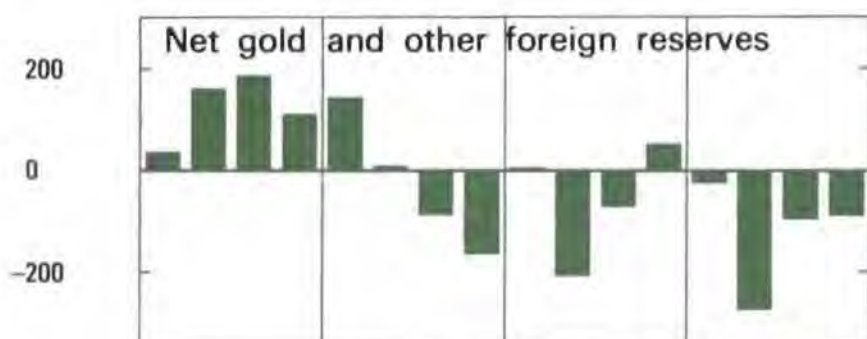
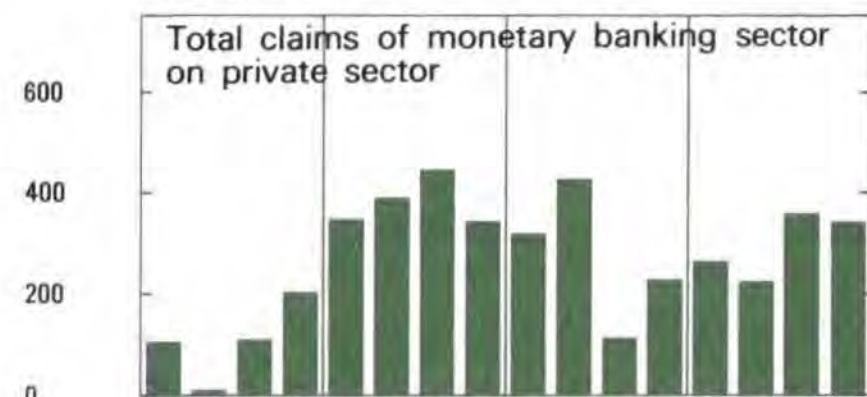
*Changes for the first quarter of 1975 and for the year 1975 were adjusted to eliminate the effect of the annual revision of the banking sector.

Changes in money and near-money



Causes of changes in money and near-money

Changes in:



During the year as a whole, the increase in domestic credit, consisting of the net claims of the banking sector on the government sector and its claims on the private sector, amounted to 23 per cent. During the first half of 1975, the increase in net claims on the government sector substantially exceeded the rise in bank credit to the private sector. During the second half of the year, however, the rate of increase in bank credit to the private sector accelerated further, whereas net claims on the government rose by only a relatively small amount. On a seasonally adjusted basis, the banking sector's net claims on the government sector actually declined during the fourth quarter of the year, mainly because of a large rise in government deposits during December.

During the second half of 1975 the decline in the net gold and other foreign reserves was significantly lower than the substantial drop during the second quarter of 1975, but in January a further large decline was recorded. Long-term deposits of the private sector rose markedly during the first and second quarters and, after a smaller increase during the third quarter, rose strongly again during the fourth quarter of the year. The latter increase may probably be associated to some extent with the further increases in the liquid asset requirements against the banks' short and medium-term liabilities to the public, which had become effective during October and November 1975.

Although bank credit to the private sector continued to rise rapidly during January 1976, the seasonally adjusted increase in the banks' claims on the private sector during that month was again smaller than the increase in net claims on the government sector. The net gold and other foreign reserves of the banking sector dropped sharply to a negative figure of R97 million (not seasonally adjusted), at the end of the month. Long-term deposits, seasonally adjusted, decreased by R62 million.

Bank credit to the private sector

Bank credit to the private sector increased at a seasonally adjusted annual rate of somewhat less than 15 per cent during the first half of 1975 and at a rate of over 19 per cent during the second half of the year. For the year as a whole, the increase of approximately 17 per cent in bank credit to the private sector was slightly less than the rise of 19 per cent that had been recorded during 1974.

Discounts and advances of commercial banks, merchant banks and monetary hire-purchase and general banks increased by R791 million, or by about 15 per cent, during the year, whereas investments by these institutions in private-sector securities increased by more than 19 per cent, or R166 million, of which R76 million represented an increase during the last quarter of the year. Of the different classes of discounts and advances granted by these banks, hire-purchase credit increased by R154 million, or 34 per cent, and

merchandise leasing by R226 million, or 71 per cent. The increase in these types of credit was particularly large towards the end of the year and reflected largely the financing of television sets. Cash credit advances granted by the Land Bank, which had declined by R12 million during the first half of the year, increased sharply by R166 million, or 26 per cent, during the second half of the year.

During January 1976, bank credit to the private sector increased at a seasonally adjusted annual rate of nearly 25 per cent. The reappearance of "leads and lags" in the balance of payments in January and early February 1976, the resulting high level of purchases of foreign exchange from the Reserve Bank, and the apparent part played by the relatively rapid extension of bank credit in bringing about these phenomena, caused the Bank to announce, on 17 February 1976, direct quantitative restrictions on bank credit to the private sector. Taking the end of December 1975 as a base, these restrictions were initially intended to limit the increase in the discounts, loans and advances to the private sector, and in investments in specified private-sector securities, of each banking institution (other than a discount house), to a maximum of $1\frac{1}{2}$ per cent up to the end of March 1976, and to $\frac{1}{2}$ per cent per month thereafter.

Following this step, which had to be taken expeditiously in view of the abnormal pressure on the official gold and other foreign reserves at the time, the Reserve Bank held extensive discussions on the practical implementation of the new measures with the various associations of banking institutions and in response to representations made during these discussions, the Bank announced an easing of these restrictions on 3 March 1976. The new limit on the banks' discounts, loans and advances to the private sector, as defined, was set at the December 1975 base figure plus $3\frac{1}{2}$ per cent for the end of March. After the end of March, this ceiling will be raised by $\frac{1}{2}$ per cent of the December base figure each month. In allowing this concession in respect of the first quarter of the year, the Reserve Bank took into account the relatively large increase in lending by certain banking institutions that

had already occurred during January. In the case of the commercial banks, for example, the seasonally adjusted increase in their discounts and advances (excluding advances to the Land Bank) during January amounted to no less than R217 million or 5,7 per cent.

Liquidity of banking institutions

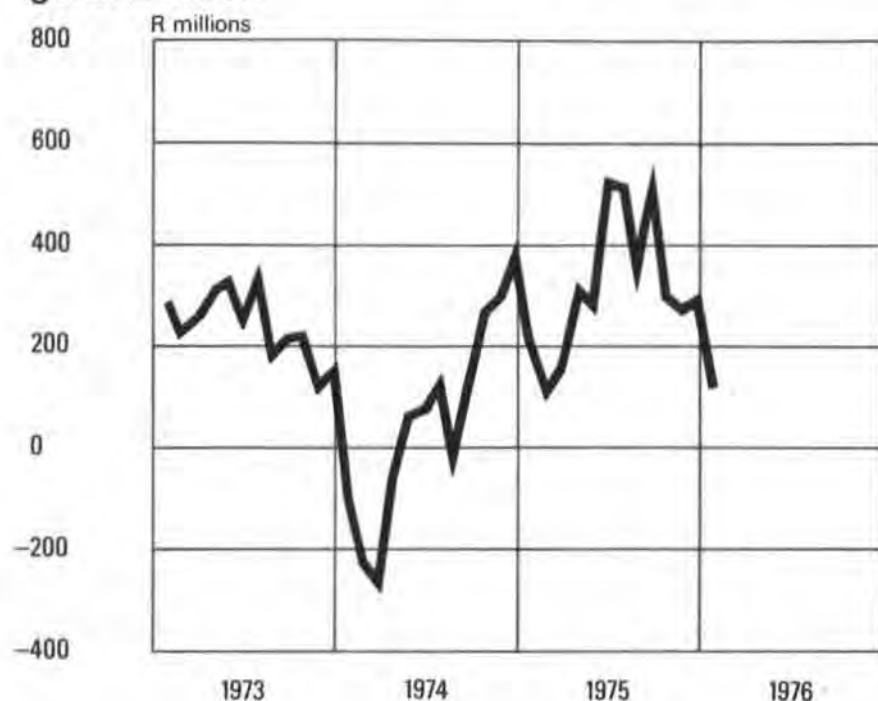
The excess liquidity of commercial banks, merchant banks and hire-purchase and general banking institutions, which had remained high during the second and third quarters of 1975, except for a decline in August, declined markedly again during October and then showed little change during November and December. During January it declined considerably to a very low level. The fall in the excess liquidity of these institutions reflected the increased liquid asset requirements that were announced on 11 August 1975 (accompanying the increase in Bank rate from 8 to 8,5 per cent) and on 30 September 1975 (following the devaluation of the rand on 22 September). Effective from approximately 21 August, the required liquidity ratio against the banks' short-term liabilities to the public was raised from 45 per cent to 49 per cent for commercial banks and to 47 per cent for all other banks except discount houses. With effect from approximately 21 October, the ratios against the banks' short-term and medium-term liabilities were increased from 49 and 28 per cent, respectively, to 55 and 30 per cent for the commercial banks and from 47 and 28 per cent, respectively, to 50 and 29 per cent for all other banks except the discount houses. In addition, all banks were required, with effect from approximately 21 November, to maintain supplementary liquid assets equal to at least 20 per cent of the increase in their short-term liabilities and 10 per cent of the increase in their medium-term liabilities as from the end of September 1975.

A shift of funds to the government sector, as a result mainly of tax payments, as well as the marked decline in the net gold and other foreign reserves, contributed to the marked further decline in the banks' excess liquidity ratios during January 1976. A marked relative shift from short-term to medium-term liabilities

Excess liquidity ratio of banking institutions, 1975 and January 1976

	1975						1976
	Mar.	June	Sep.	Oct.	Nov.	Dec.	Jan.
Commercial banks	2,4	7,1	6,4	3,8	3,2	3,3	1,2
Merchant banks	0,9	1,1	2,4	1,3	0,8	1,4	0,5
Monetary hire-purchase and general banks	-0,6	0,7	1,6	0,6	1,5	1,1	0,8
Total monetary banks:							
Ratio (%)	1,5	5,0	4,9	2,8	2,5	2,6	1,1
Amount (Rm)	147	521	514	293	266	282	114
Non-monetary banks	2,3	2,4	2,7	1,7	1,7	0,7	1,6
Total all banks:							
Ratio (%)	1,6	4,9	4,8	2,7	2,5	2,5	1,1
Amount (Rm)	157	532	526	301	275	286	123

Surplus liquid assets of commercial banks, merchant banks and monetary hire-purchase and general banks



occurred since the middle of 1975 and this assisted the banks to comply with the higher liquid asset requirements. It is also noteworthy that an unusually large proportion of the increase in the banks' holdings of liquid assets consisted of liquid trade bills and bankers' acceptances. The commercial banks, for example, between July 1975 and January 1976 actually experienced a decline in their holdings of liquid assets other than trade bills and bankers' acceptances, but increased their holdings of the latter by nearly R100 million. This may be explained by the fact that the maximum amount of trade bills and acceptances that could be used for meeting the liquid asset requirements increased in proportion to the liquid asset requirements themselves.

Money market conditions and interest rates

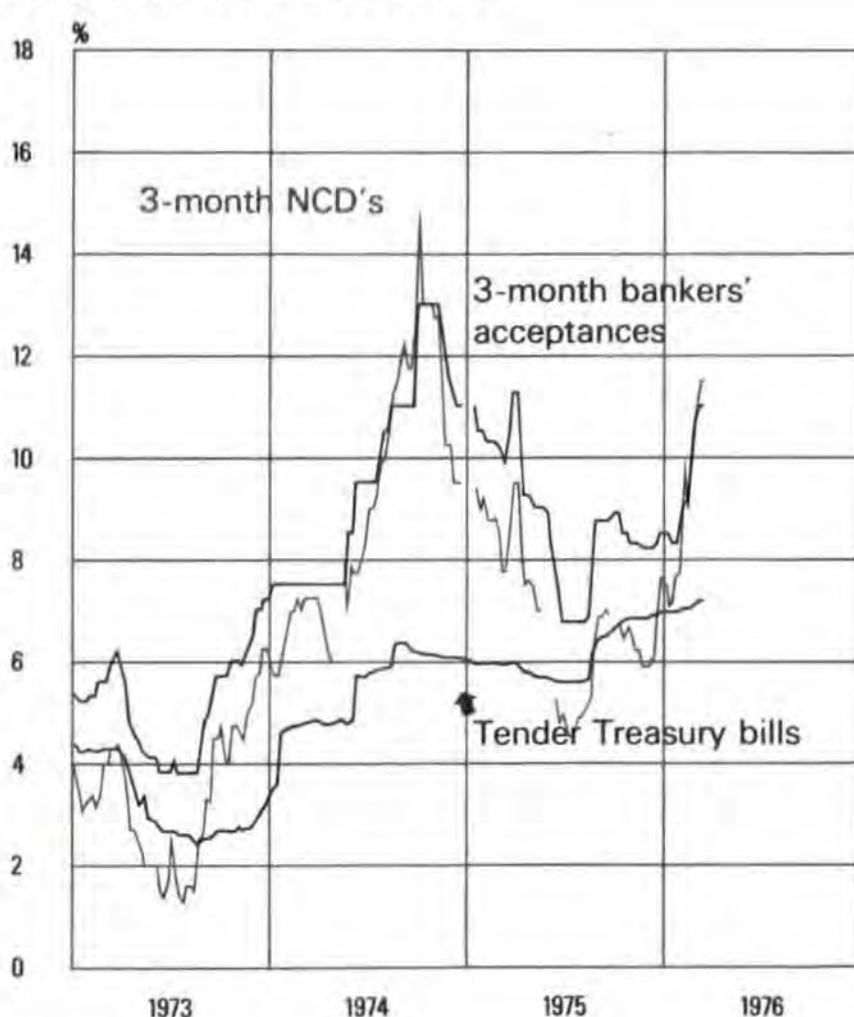
Money market conditions remained relatively easy during most of 1975, but tightened somewhat during December and more severely during January and February 1976. The substantial easing during most of 1975 was mainly due to the large increase of more than R900 million in the net claims of the Reserve Bank and the National Finance Corporation on the government sector between 7 March and 24 December 1975. Subsequently a decline in the net claims of the Reserve Bank and National Finance Corporation on the government sector, together with the continued decline in the net gold and other foreign reserves, led to a tightening of money market conditions. Under these conditions, the banks substantially reduced, firstly, their call deposits with the National Finance Corporation and, secondly, their call deposits with the discount houses. This resulted in a

substantial increase in Reserve Bank accommodation to the discount houses.

Money market interest rates, which had been declining since September 1974, continued on their downward trend during the first half of 1975. Accompanying the increase in Bank rate from 8,00 to 8,50 per cent on 11 August, money market interest rates increased sharply, declined somewhat during October and November, but then increased almost uninterruptedly during December 1975 and January and February 1976. The 90-day NCD rate, for example, which had declined from 9,00 per cent on 5 September to 7,90 per cent on 21 November, increased to 13,50 per cent on 27 February. Similarly, the discount rate on 3-month bankers' acceptances declined from 9,00 per cent on 26 September to 8,20 per cent during November, but then increased to 11,00 per cent on 27 February. The Treasury bill tender rate, which had declined marginally to 6,82 per cent during November, increased to 7,17 per cent on 5 March.

Interest rates on deposits with banking institutions, which had generally been maintained at lower levels than those allowed by the interest rate control regulations, were increased in some cases during the first week of October, following the further increase in the banks' liquid asset requirements, announced on 30 September. These rates generally remained unchanged during the ensuing months but tended to move

Money market interest rates



upwards during the first week of February 1976. The prime overdraft rate, i.e. the lowest rate at which the clearing banks will lend on overdraft, was increased to 11,50 per cent when Bank rate was increased in August 1975, and then further to 12,00 per cent on 1 October, following the announcement of the increase in the banks' liquid asset requirements referred to above.

Government finance

Exchequer receipts and issues

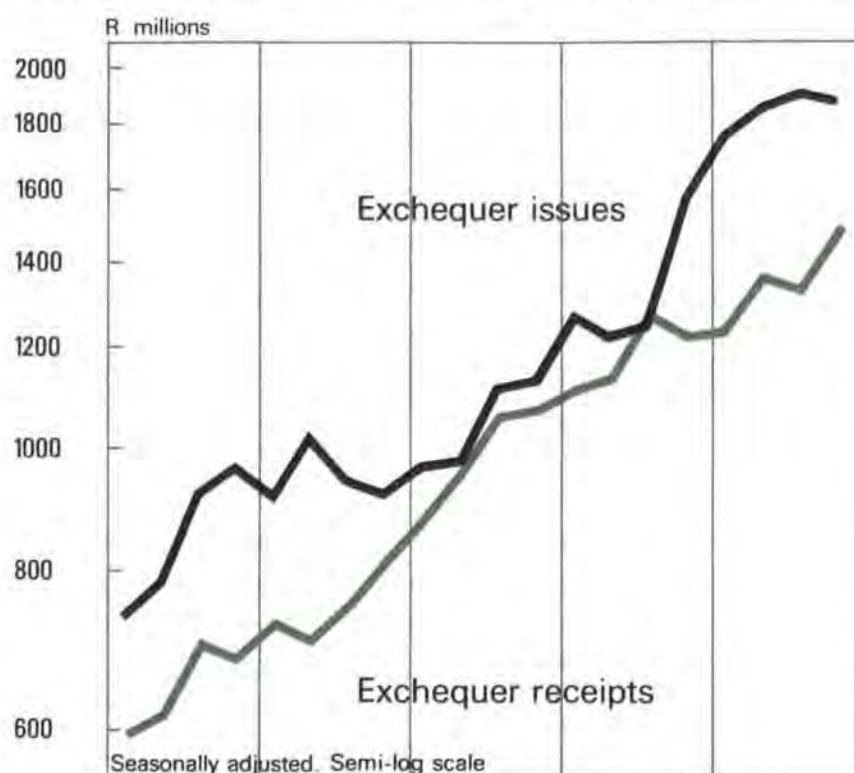
During the first ten months of the current fiscal year, i.e. the period April 1975 to January 1976, total receipts on the Exchequer Account rose by 12,8 per cent and this increase was slightly more than the 12,4 per cent anticipated in the Budget for receipts of inland revenue, customs and excise and loan recoveries for the year as a whole. Total inland revenue collections and receipts on the Loan Account (excluding borrowing) were influenced detrimentally by lower than expected income tax and lease payments by gold mines, but the decline was more than neutralised by higher than expected increases in collections of "other inland revenue" and customs, excise and sales duties. In fact, receipts other than from gold mines rose by almost 16½ per cent during the ten-month period in comparison with a budgeted increase of 13 per cent for the year as a whole.

Because of the earlier requisitioning than in 1974 by government departments of funds appropriated by Parliament, issues from the Exchequer Account during the ten-month period rose by a percentage that was well in excess of the increase provided for in the Budget estimates for the year as a whole. Therefore, even if allowance is made for the additional appropriations approved by Parliament, issues during the last two months of the fiscal year, i.e. February and March 1976, are expected to be well below the level recorded in the corresponding period of last year.

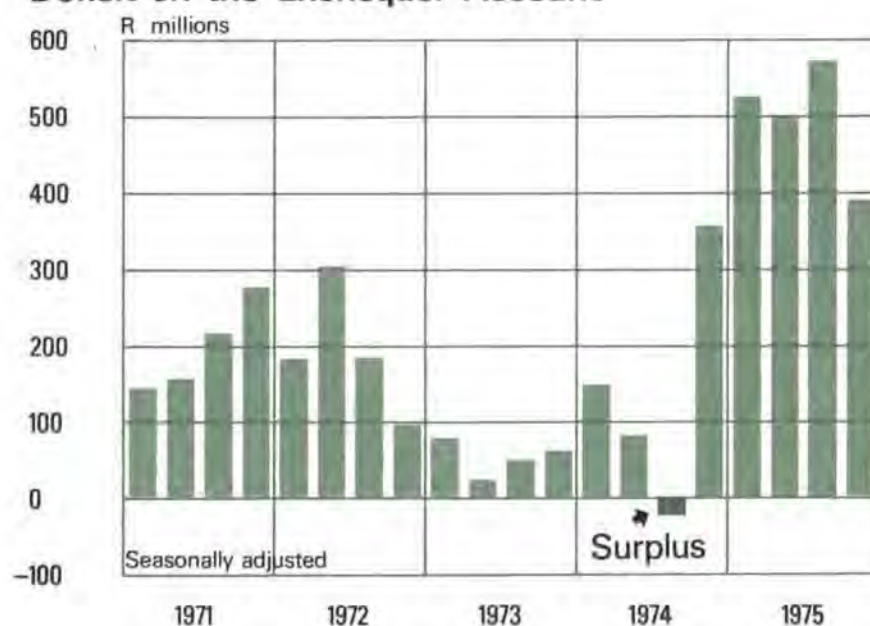
Financing of the Exchequer deficit

The deficit on the Exchequer Account, i.e. the difference between issues and receipts (excluding borrowing), amounted to R1 310 million for the first ten months of the current fiscal year. In order to finance the Exchequer deficit as far as possible out of current saving, the government embarked upon a highly successful borrowing programme. For example, a long-term stock issue was made available to investors through the Reserve Bank at an historically high yield of 10 per cent in August and September last year. This issue, as well as short and medium-term issues, was subsequently, in early October, offered for public subscription, whereas additional investments in the long-term and medium-term issue could also be made through the Public Debt Commissioners during November and December 1975. In December a four-year stock issue was offered

Receipts on and issues from Exchequer Account



Deficit on the Exchequer Account



for subscription through the Reserve Bank. At the same time, an appeal was made to insurers and pension funds by the Minister of Finance to increase their prescribed holdings of government stock during 1976 by 2 per cent of their liabilities and assets, respectively, over and above the required minimum. The intention was that this temporary increase of the prescribed minimum investment in government stock should not affect the funds to be invested by these institutions in the rest of the public sector. An appeal was also made to building societies and banking institutions to support government stock issues. Between 29 January and 5 February 1976, a 7½ per cent 1979 and a 10 per cent 1991 stock issue was offered for subscription to investors partly intended to replace stock of R208 million redeemed in January and February 1976. Applications for the long-term issue, excluding investments by the Public Debt Commissioners, amounted to R121 million and came mainly from

Exchequer finance

R millions

	April 1974 to January 1975	April 1975 to January 1976
Total net receipts	4 027	4 544
Total net issues	4 405	5 854
Total deficit (excluding borrowing)	378	1 310
Financing:		
Change in net indebtedness to:		
Foreign sector	107	233
Private non-banking sector:		
Loan levies	38	61
Other	69	318
Public Debt Commissioners and the Department of Posts and Telecommunications	99	146
Sub-total	313	758
Monetary banking sector:		
Change in holdings of government securities	208	730
Change in Exchequer balance*	-143	-178
Sub-total	65	552
Total financing	378	1 310

*Increase—, decrease+. Including net transfers to the Stabilization Account and to the IMF Deposit Account in respect of super gold tranche drawings.

insurers and pension funds which together applied for R106 million. The short-term issue was also well supported and R376 million was applied for, mainly by the monetary banking sector.

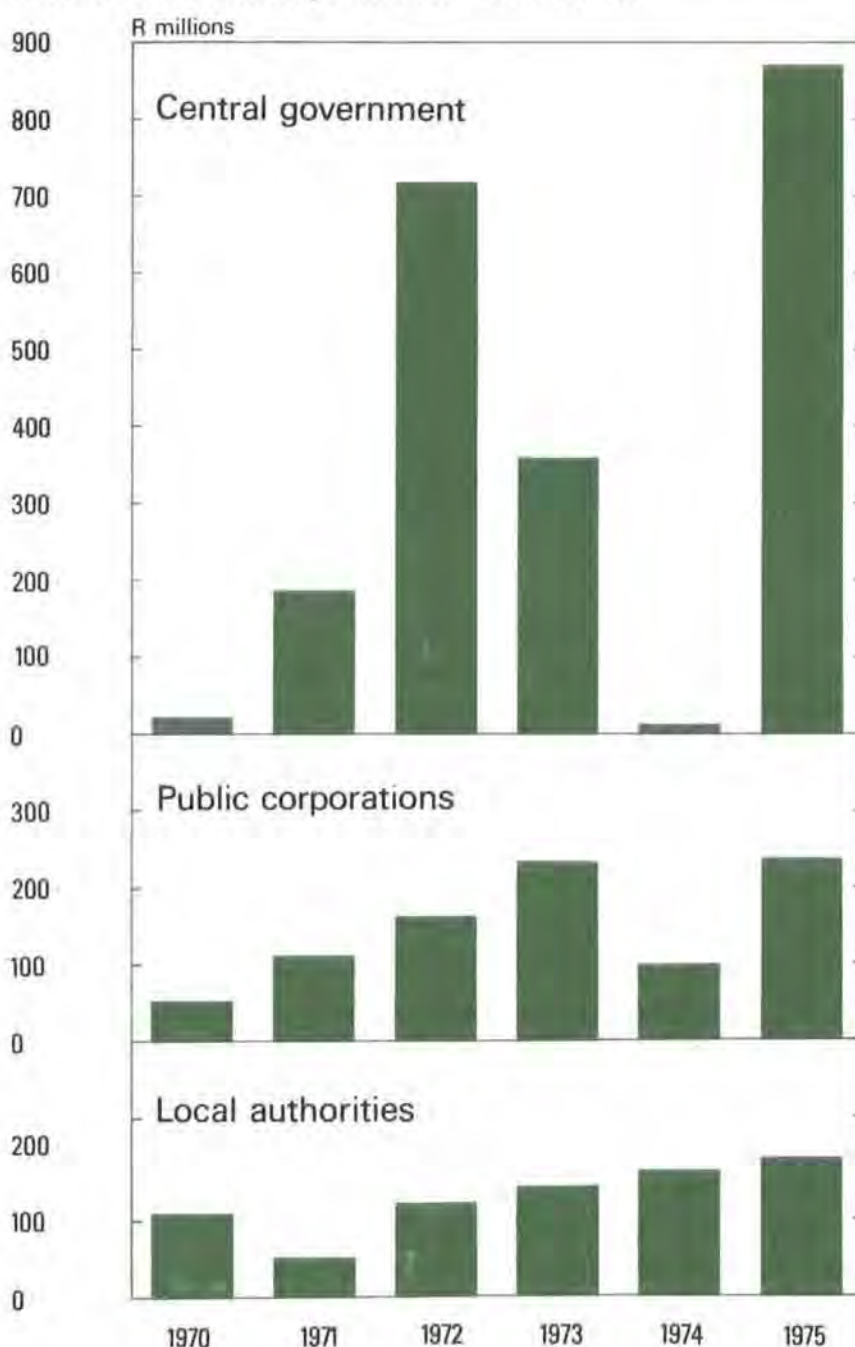
Largely because of the borrowing operations referred to above, the private non-banking sector contributed R379 million, mainly in the form of investments in government stock, to the financing of the shortfall of R1 310 million on the Exchequer Account during the first ten months of the current fiscal year. In addition, net foreign borrowing by the Treasury amounted to R233 million and a net amount of R146 million was invested in government securities by the Public Debt Commissioners. The balance of the shortfall, namely R552 million, was financed by an increase in the net indebtedness to the monetary banking sector. The net addition to the government security holdings of this sector actually amounted to R730 million, but part of this investment was reflected in an increase of R178 million in the Exchequer's cash balances. During January 1976 an amount of R120 million was transferred from the Exchequer Account to the Stabilization Account, increasing the balance on the latter account to R546 million.

Capital market

Market for fixed-interest securities

Yields on fixed-interest securities declined to slightly lower levels towards the end of 1974 and early in 1975, but conditions in the market remained fairly tight. This was first demonstrated during the period March to May 1975 when a number of new issues were undersubscribed. At the time, new issue yields were maintained at the levels to which they had declined earlier, but secondary market yields rose temporarily during April and May. The continued underlying tightness of the market, notwithstanding the cyclical downswing in economic activity, was confirmed again in August when the long-term gilt-edged stock yield was raised in order to facilitate the financing of central government expenditure to a larger extent from current saving. During the subsequent seven months to March 1976 the yields on semi-gilt-edged stock and company debentures were adjusted upwards and even at the higher yields, all new issues of semi-gilt-edged stock were not fully subscribed.

Net issues of marketable securities excluding borrowers' holdings of own securities



Following the increase from 9,5 to 10,0 per cent in the yield on long-term government stock in August 1975, the yield on long-term semi-gilt-edged stock rose by 0,60 percentage points to reach a level of 11,35 per cent in November. Yields on new issues of company debentures increased to levels of between 13,38 and 13,50 per cent during September and October, after they had eased from about 13,25 to 13,00 per cent during the first half of 1975. New issues and secondary market yields indicate that the yields on fixed-interest securities remained unchanged during December 1975 and January 1976. The yield on long-term government stock remained unchanged at 10,0 per cent when a new issue was made on 29 January 1976, but the yield on new issues of semi-gilt-edged stock increased to 11,45 per cent in February and to 11,50 per cent in March. Because no new issues of company debentures were made during the first quarter of 1976, there was no evidence of an increase in the yield above the level of 13,50 per cent established towards the end of 1975.

An important reason for the sustained tightness of the market was the large demand for funds by both the public and the private sectors. The aggregate proceeds of new issues of marketable fixed-interest securities by the public sector, excluding the increase in public sector borrowers' holdings of their own securities, amounted to R1 292 million in 1975, of which R870 million, R239 million and R183 million represented new issues of the central government, the public corporations and the local authorities, respectively. Comparable new issues by the public sector in 1974 amounted to R274 million. New issues of fixed-interest securities by private sector companies listed on the Johannesburg Stock Exchange, totalled R151 million in 1975 as against R123 million in 1974.

Share market

Towards the end of 1974 share prices, with the exception of those of gold mining and financial mining shares, started to increase, but this upward movement was reversed in August when the market was influenced unfavourably by the rise in interest rates and more stringent policy measures aimed at improving the balance of payments and curbing the still existing high rate of inflation. The share prices concerned declined quite sharply during the three-month period August to October, but tended to increase slightly during the last two months of the year and then remained more or less unchanged during January and February 1976. The prices of gold mining and financial mining shares, which had been fluctuating downwards from September 1974, dropped sharply during September 1975 because of the substantial decline in the price of gold during this month. During October and November these prices firmed slightly after the rand had been devalued towards the end of September, but they declined again noticeably in December and remained

at this lower level during January and February 1976. In February 1976 share prices, excluding gold mining and financial mining share prices, were on average 9 per cent lower than in July 1975, but still 18 per cent higher than in December 1974. The prices of gold mining and financial mining shares were on average 30 per cent lower in February 1976 than in July 1975 and 43 per cent lower than in December 1974.

In accordance with these share price movements, the average dividend yield on all classes of shares decreased during the first seven months of 1975, increased again during the period August to October and then declined slightly during the subsequent four months. In February 1976 this yield stood at 8,3 per cent, compared with 7,3 per cent in July and 8,5 per cent in December 1974. The inverse yield gap between gilt-edged stock and equities widened from 1,0 per cent in December 1974 to 1,8 per cent in December 1975 and 1,7 per cent in February 1976.

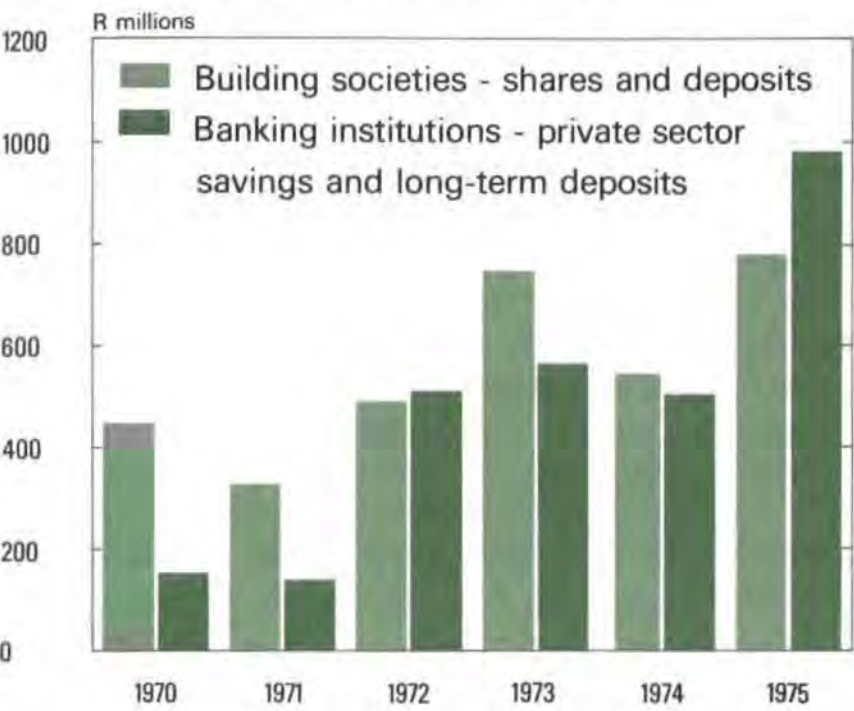
The outflow of funds experienced by unit trusts in the form of repurchases of units was much smaller in 1975, when it amounted to R6 million, than the figure of R30 million recorded in 1974. Notwithstanding a net sale of securities by the trusts, the market value of their net assets increased from R302 million at the end of 1974 to R311 million at the end of 1975, reflecting an increase in the market value of their portfolios.

Flow of longer-term funds to deposit-receiving and related institutions

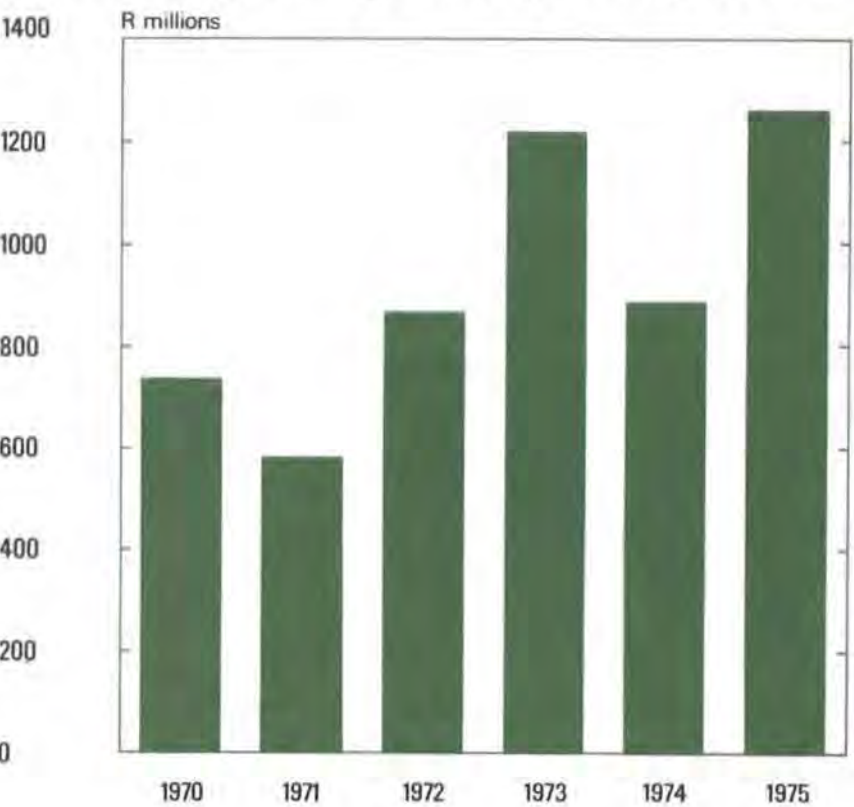
The flow of longer-term funds to the building societies and banking institutions showed a sharp increase during 1975 relative to 1974. Building societies' shares and deposits increased by R787 million during 1975, compared with R541 million during 1974 and the previous record increase of R750 million during 1973. The increase in the banking institutions' savings and longer-term deposits during 1975 was even more pronounced, amounting to R985 million compared with an increase of R504 million during 1974 and R565 million during 1973. The flow of funds to participation mortgage bond schemes remained at a low level throughout 1975 and amounted to only R23 million for the year as a whole, as against R87 million in 1974. Net investments in the savings facilities of the Department of Posts and Telecommunications, which had moved to a higher level in the third quarter of 1974, amounted to R115 million in 1975, compared with R42 million in 1974. The flow of funds to building societies during January 1976 showed the usual seasonal decline associated with this month of the year. Seasonally adjusted, the inflow of funds was approximately at the same level as the monthly average for the last quarter of 1975.

The larger inflow of funds induced the building societies and banks to reduce the rate on deposits of two years and longer by $\frac{1}{2}$ per cent to $9\frac{1}{2}$ per cent in July. However, in accordance with the general upward

Flow of funds to financial institutions



New mortgage loans granted by building societies



adjustment of interest rates, most of the building societies and banks raised this rate again to 10 per cent in October.

Mortgage and real estate markets

The substantial flow of new funds to the building societies during 1975 enabled them to maintain a high level of lending. New mortgage loans granted by the societies during 1975 amounted to R1 261 million which was 41 per cent more than the corresponding amount of R891 million for 1974. However, the commitments of the societies in respect of mortgage loans granted but not yet paid out, increased by R180 million during the year so that the actual amount paid out on new mortgages was R1 081 million, compared with R1 056 million in 1974. During January 1976 new mortgage loans of R77 million were granted, which was approximately the same amount as the monthly average for the last quarter of 1975.

With the building societies able to meet most of the demands for home mortgages (except for mortgages above R18 000) and the still limited demand for industrial and commercial mortgages reflecting the slowdown in economic activity and the availability of unleased office space, mortgage market conditions remained relatively easy during 1975. Mortgage rates, therefore, did not increase to any significant extent during the third quarter when interest rates in general tended to rise. However, a change in the structure of building society home mortgage rates was announced in September, in terms of which a system of differential rates was introduced. Instead of the former uniform rate of 10,5 per cent on home mortgages, the rate on existing as well as new mortgage loans now ranges

from 10,5 to 12,0 per cent, depending on the amount of the loan and the value of the mortgaged property.

Activity in the real estate market, which had declined during the last quarter of 1974 and the first quarter of 1975, increased again during the second and third quarters of 1975. Although there was a slight decrease in real estate transactions during the fourth quarter of 1975 activity in this market remained at a level slightly higher than that which had existed prior to the decline in real estate activity during the fourth quarter of 1974.

Kwartaallikse ekonomiese oorsig

Algemene opmerkings

Nadat die koers van toename in ekonomiese bedrywigheid in Suid-Afrika gedurende die tweede helfte van 1974 aansienlik verlangsaam het, het dit regdeur 1975 op 'n betreklik lae vlak gebly. Die volkshuishouding het desondanks voortgegaan om uit te brei, alhoewel teen 'n lae koers, en 'n groeikoers van 2,2 persent in die reële bruto binnelandse produk is nog in 1975 aangeteken. Aangesien hierdie groeikoers aansienlik laer was as die middeltermyn-groeipotensiaal van die ekonomie en die meeste konjunkturaanwysers nie op enige opmerklike oplewing in die ekonomiese bedrywigheid gedui het nie, moet daar tot die gevolgtrekking gekom word dat die ekonomie regdeur die jaar in 'n afwaartse fase van die konjunkturgolf verkeer het. Verder word die huidige ekonomiese toneel nog steeds gekenmerk deur 'n ongunstige betalingsbalans en 'n hoë inflasiekoers, en vir die huidige sal voorkeur aan hierdie sake gegee moet word.

Die inflasiekoers in Suid-Afrika het in 1975 hoog gebly. Die seisoensaangesuiwerde verbruikersprysindeks het vanaf Desember 1974 tot Desember 1975 met 11,7 persent gestyg. Die koers van toename in sowel die groothandels- as verbruikerspryse het egter merkbaar afgeneem vanaf die hoogtepunt wat in die derde kwartaal van 1974 aangeteken is. Ondanks die prysverhogende uitwerking van die devaluasie van die rand teen die einde van September 1975, het die koers van toename van verbruikerspryse gedurende die vierde kwartaal van 1975 verder gedaal, terwyl groothandelspryse teen ongeveer dieselfde koers gestyg het. Die meer beperkende monetêre en fiskale beleid en die algemene veldtog teen inflasie sal waarskynlik ook tot 'n verdere afname in die koers van prysstygings bydra. Hierbenewens, met die laer koers van prysstygings in die meeste handelsvennootlande en 'n dalende volume van invoere, behoort die invloed van stygings in pryse van ingevoerde goedere op die binnelandse pryspeil af te neem.

Hoofsaaklik as gevolg van die langdurige afwaartse fase van die konjunkturgolf in die vernaamste nywerheidslande en die voortgesette wêreldinflasie, is die verlangsaaming in die binnelandse ekonomiese bedrywigheid gedurende 1975 slegs in 'n geringe mate in die betalingsbalans weerspieël en 'n rekord tekort van R1 616 miljoen is op die lopende rekening aangeteken. Die internasionale inflasie het 'n volgehoue styging in invoerpryse meegebring en die waarde van invoere het voortgegaan om te styg, ondanks 'n afname in volume. Aan die ander kant het die volume van uitvoere nie gestyg nie as gevolg van die langdurige internasionale resessie en die lae peil van die internasionale handel. Hierbenewens het kommoditeitspryse op die internasionale markte gedurende die

jaar 'n dalende neiging getoon en die toename in die waarde van uitvoere beperk. Verder is die waarde van die netto goudproduksie nie alleen nadelig beïnvloed deur 'n afname in die volume nie, maar ook deur 'n skerp daling in die prys van goud op die private mark. Gedurende die vierde kwartaal het die waarde van die netto goudproduksie egter in rand-terme gestyg as gevolg van die devaluasie van die rand in September.

Op die kapitaalrekening van die betalingsbalans is gedurende 1975 'n groot netto invloeiing van kapitaal aangeteken wat bestaan het uit langtermynlenings in die buiteland (in die besonder deur die openbare korporasies en die sentrale regering), kompenserende korttermynlenings deur die owerhede en 'n groot invloeiing van private korttermynkapitaal. Laasgenoemde het in die loop van die jaar groot skommelings getoon, wat meegebring is deur verwagtings aangaande moontlike veranderinge in die wisselkoers van die rand en dit het by tye kompenserende amptelike lenings nodig gemaak om die vlak van die buitelandse reserves te ondersteun.

In die lig van hierdie ongunstige betalingsbalans-verwikkelings is die wisselkoersbeleid van onafhanklik beheerde swewing teen die einde van Junie beëindig en die rand terselfdertyd met 4,8 persent gedevalueer. Hierdie maatreëls is in Augustus gevolg deur 'n verhoging van die Bankkoers en hoër likwiede batevereistes vir bankinstellings om te verseker dat rentekoersverskille nie 'n uitvloeïing van kapitaal sou veroorsaak nie en dat 'n ongunstige toestand van vervroegings en vertraginge nie deur die skepping van bankkrediet aangehelp sou word nie. Verder is die invloeiing van kapitaal aangemoedig deur veranderinge in die deviesebeheerregulasies en reëlins t.o.v. valutatermyndekking. In September, toe die prys van goud skerp gedaal het en die lopende rekening nie enige tekens van verbetering getoon het nie, is die rand met 'n verdere 17,9 persent gedevalueer en die likwiede batevereistes van die bankinstellings verder tot hoë peile verhoog. Die amptelike standpunt was dat hierdie maatreëls sou bydra tot 'n verbetering van die betalingsbalans en terselfdertyd nie die reële ekonomiese groeikoers onnodig sou demp nie. Die moontlike inflasionistiese uitwerking van die devaluasie moes teengewerk word deur die verskerping van monetêre beleid en die voorkoming van die onnodige gebruik van bankkrediet om die Skatkistekort te finansier. Daar is ook besluit om die kollektiewe veldtog teen inflasie met 'n verdere ses maande tot aan die einde van September 1976 te verleng.

Gedurende die vierde kwartaal van 1975 is 'n aansienlike invloeiing van korttermynkapitaal aangeteken en het die aanduidings duideliker geword dat die verlangsaaming van die binnelandse vraag begin het om 'n groter uitwerking te hê in die vermindering van die

volume van invoere. Die prysverhogende uitwerking van die devaluasie het matig geblyk te wees en die hoër rand-opbrengs van die goudverkope en uitvoere het gedurende die vierde kwartaal van 1975 'n heilsame uitwerking op die betalingsbalans gehad. Die seisoens-aangesuiwerde lopende rekening van die betalingsbalans het derhalwe gedurende die derde en vierde kwartale van 1975 'n verbetering getoon alhoewel die tekort nog op 'n onaanvaarbaar hoë vlak was. Terwyl daar ná die devaluasie van die rand op 22 September 1975 'n opmerklieke ommekeer in die vroeëre afname in die Reserwebank se netto goud- en ander buitelandse reserwes was, het die netto aankope van valuta by die Bank vanaf die laaste week van Desember weer tot binnormale vlakke gestyg. Dit het gedui op die terugkeer van ongunstige vervroegings en vertragings in die betalingsbalans, wat weer met nuwe verwagtings van 'n moontlike devaluasie van die rand verband kon gehou het, veral as gevolg van 'n verdere daling van die goudprys in Januarie 1976. Aangesien daar 'n verband bestaan tussen die abnormaal hoë aankope van valuta by die Reserwebank en 'n toename in bankkrediet, het die Reserwebank op 17 Februarie besluit om regstreekse kwantitatiewe beperkings op bankkrediet aan die private sektor te plaas. Hierdie maatreeël is daarop gemik om as 'n tydelike maatreeël die ewewig tussen binnelandse en buitelandse finansiering van die handel te herstel en daardeur die betalingsbalans te versterk, en ook om die potensieel inflasionistiese uitwerking van die oorskot-likwiditeit in die ekonomie te verminder. Ten einde die buitelandse valutakomponent van sy totale goud- en ander buitelandse reserwes te versterk, het die Reserwebank gedurende die week geëindig 12 Maart 1976, goudruilooreenkomste met buitelandse instansies aangegaan. Die gevolg van hierdie ooreenkomste is dat die kontantinhoud van die Reserwebank se buitelandse reserwes aansienlik verhoog is en die Bank sodoende meer buigsaamheid in sy goudbeperkingsbeleid gee.

Dit is ook van belang om daarop te let dat die seisoensaangesuiwerde hoeveelheid geld en kwasi-geld, nadat dit gedurende die eerste helfte van 1975 teen 'n betreklik lae jaarkoers van 11 persent gestyg het, in die tweede helfte van 1975 sneller toegeneem het en teen 'n jaarkoers van 22 persent gestyg het. Alhoewel bankkrediet aan die regeringsektor ook tot laasgenoemde styging bygedra het, was die hooforsaak van die versnelling 'n toename van 19 persent in die bankkrediet aan die private sektor. Gedurende Januarie 1976 was daar 'n verdere skerp styging in bankkrediet aan die private sektor. In die kalenderjaar 1975 in sy geheel het die hoeveelheid geld en kwasi-geld met 16 persent toegeneem, in vergelyking met 'n toename van 23 persent in elk van die voorafgaande twee jare. Die hoë koerse van toename in bankkrediet aan die private sektor en in die hoeveelheid geld en kwasi-geld gedurende die tweede helfte van 1975 het die omskakeling vanaf buitelandse na binnelandse finansie-

ring van Suid-Afrika se internasionale handel vergemaklik en het die noodsaaklikheid beklemtoon van die meer beperkende monetêre beleid wat sedert die tweede helfte van 1975 gevolg is.

Soos in die 1975/76-Begroting in die vooruitsig gestel is, sal 'n betreklik groot tekort in die regeringsinkomste in vergelyking met die regeringsuitgawes die leningsbehoefte van die Skatkis gedurende daardie fiskale jaar vergroot. Die regering het positiewe stappe gedoen om die tekort sover moontlik uit lopende besparing te finansier en alhoewel die sentrale regering in staat was om 'n aansienlike bedrag aan leningsfondse van die nie-banksektor op te neem, het die netto eise van die banksektor teen die regeringsektor gedurende 1975 nogtans taamlik aansienlik gestyg. Die leningsbedrywighede van die sentrale regering en ander leners in die openbare sektor verklaar ook die voortgesette onderliggende stramheid van die kapitaalmarkt en die styging in langtermynrentekoerse gedurende 'n tydperk van sikliese afname in die ekonomiese bedrywigheid. Nuwe kapitaal wat deur sowel die openbare as die private sektor in die mark vir vaste-rentedraende effekte opgeneem is, het in 1975 'n rekordvlak bereik.

Nasionale rekeninge

Laer koers van toename in die reële bruto binnelandse produk

Die Suid-Afrikaanse volkshuishouding het regdeur 1975 in 'n afwaartse fase van die konjunkturgolf verkeer en die groeikoers in die reële bruto binnelandse produk het gedurende hierdie jaar slegs 2,2 persent bedra, vergeleke met die 7,0 persent wat in 1974 aangeteken is toe die volkshuishouding gedurende die grootste gedeelte van die jaar nog steeds in 'n opwaartse konjunkturgolffase was. Alhoewel die toename van 2,2 persent volgens Suid-Afrikaanse

Persentasieverandering in bruto binnelandse en nasionale produk teen konstante 1970-pryse

	1974	1975
Landbou, bosbou en visserij	24½	-5½
Goudmynbou	-11	-6
Nie-goudmynbou	10½	3
Fabriekswese	6	2
Elektrisiteit, gas en water	7	5
Konstruksie	8	-2
Groot- en kleinhandel, ens.	7½	3
Vervoer, opberging en kommunikasie	7	6
Algemene owerheidsdienste	7	7½
Ander sektore	4½	2½
Totale bruto binnelandse produk	7	2¼
Nie-landbousektore	6	3
Nie-landbou- en nie-mynbousektore	6½	3¼
Bruto nasionale produk	8½	-1½

standaarde laag is, het dit gunstig vergelyk met, byvoorbeeld, die geraamde negatiewe groeikoers van 2 persent vir alle OESO-lande in 1975.

Soos uit die bygaande tabel blyk, het feitlik al die verskillende klasse van ekonomiese bedrywigheid gedurende 1975 òf 'n laer koers van toename as in 1974 òf 'n daling getoon. Uitsonderings was die reële toegevoegde waarde deur algemene owerheidsdienste (hoofsaaklik salarisse en lone), wat teen 'n hoër koers toegeneem het, en deur die goudmynbou, wat minder as in 1974 gedaal het. Die mees opvallende verandering het voorgekom in die geval van die landbousektor waarvan die reële toegevoegde waarde in werklikheid gedurende 1975 gedaal het vergeleke met 'n aansienlike toename gedurende 1974. Minder gunstige weersomstandighede het aanleiding gegee tot

die insameling van kleiner oeste, veral somergraan-oeste, as in 1974. Ander belangrike verandering was die afname in die reële toegevoegde waarde van die konstruksiesektor, wat 'n weerspieëling was van die terneergedrukte toestande wat in die bou- en konstruksienywerheid geheers het, en die laer koers van toename in die volume van die nie-goudmynbouproduksie in 1975 voortspruitende uit die lae groeikoers in die binnelandse ekonomiese bedrywigheid en die laer vlak van die uitvoervraag wat deur die resessie in die buiteland veroorsaak is. Wat die kleinhandel betref, het kleinhandelsverkope teen konstante pryse met 2,7 persent gestyg, groothandelsverkope teen konstante pryse met 2,4 persent en die aantal nuwe motorvoertuie verkoop met 6,4 persent.

Omdat die pryse van ingevoerde goedere vinniger as die pryse van Suid-Afrikaanse uitvoere (insluitende goud) gestyg het, het die land se ruilvoet gedurende 1975 versleg. Gevolglik het die reële bruto nasionale produk gedurende 1975 effens gedaal, vergeleke met die klein positiewe groeikoers in die reële bruto binnelandse produk.

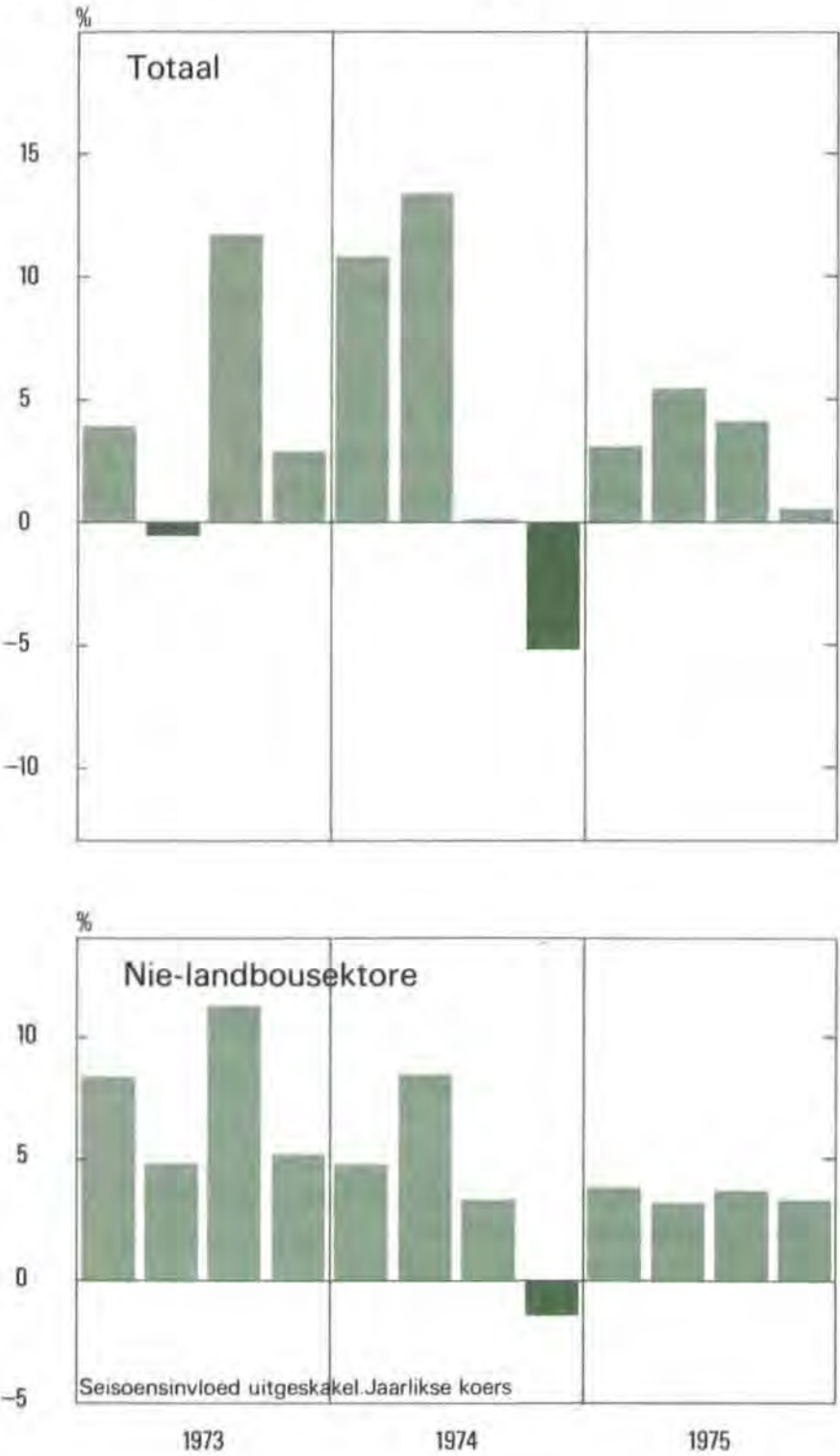
Teen heersende markpryse het die bruto binnelandse produk gedurende 1975 met 14 persent toegeneem, wat aansienlik laer was as die bykans 19 persent wat gedurende 1974 aangeteken is. Die vernaamste rede vir die laer koers van toename gedurende 1975 was dat die bruto bedryfsurplus (bruto winste en netto rentebetalinge) gedurende 1975 met slegs 7,4 persent toegeneem het, vergeleke met 21,7 persent gedurende die voorafgaande jaar. Alhoewel 'n lae koers van toename in winste in 'n tydperk van stadige ekonomiese groei 'n normale verskynsel is, is die laer koers van toename wat gedurende 1975 aangeteken is grotendeels deur afnames in die bedryfsurplusse van die goudmynbou, die nie-goudmynbou en die landbou veroorsaak. Die vergoeding van werknemers het gedurende 1975 met meer as 19 persent gestyg, waarvan die grootste bydraes deur die fabriekswese, die algemene owerheid en totale mynbou gelewer is.

Die bygaande tabel toon die skerp skommelings in die koers van toename in die bruto bedryfsurplus gedurende die tydperk 1970 tot 1975. Die gemiddelde jaarlikse toename van 16,1 persent gedurende hierdie

Persentasieverandering in die komponente van bruto binnelandse produk teen faktorkoste (heersende pryse)

	Vergoeding van werknemers	Bedryfsurplus
1970	13,5	2,8
1971	13,8	6,7
1972	9,6	16,3
1973	16,5	30,3
1974	18,0	21,7
1975	19,3	7,4
Jaarlikse gemiddelde 1970-1975	15,4	16,1

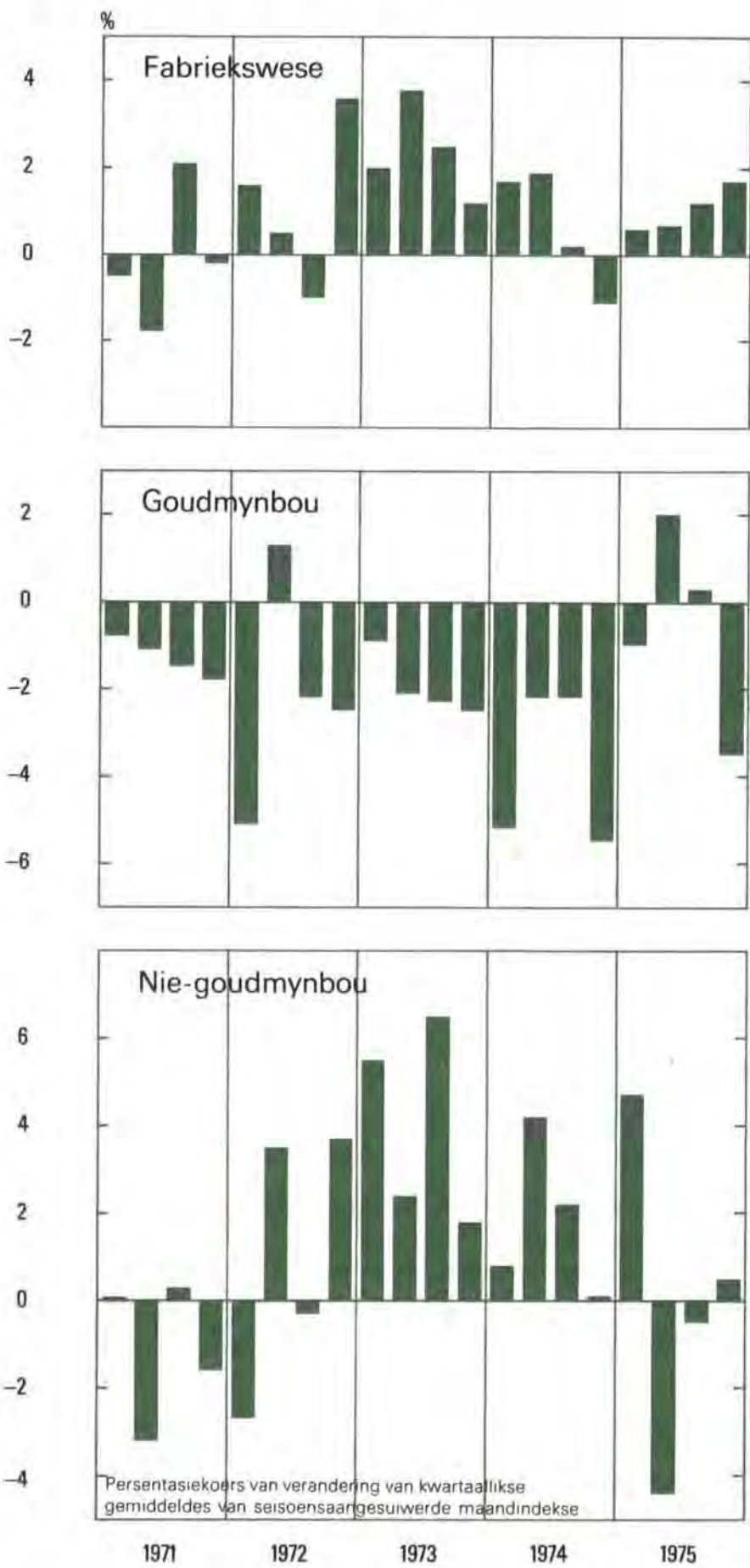
Persentasieverandering in bruto binnelandse produk teen konstante 1970-pryse



tydperk het nie wesenlik verskil van die jaarlikse koers van toename van 15,4 persent in die vergoeding van werknemers nie.

Kwartaallikse ramings van die reële bruto binne-landse produk toon dat die groeikoers regdeur 1975 op 'n lae vlak gebly het. Die skerp afname in die groeikoers wat gedurende die laaste kwartaal van 1975 aange-teken is, is hoofsaaklik deur 'n aansienlike afname in die reële toegevoegde waarde van die landbou veroorsaak.

Fisiese volume van produksie



Die reële groeikoers van die nie-landbousektore het gedurende al vier kwartale van 1975 feitlik onveranderd gebly. Die handhawing van die groeikoers in die nie-landbousektore gedurende die laaste kwartaal van 1975 was in 'n groot mate aan 'n skerp toename in die reële toegevoegde waarde van die fabriekswese toe te skryf. Die reële inkome wat in die goudmynbousektor geskep is, het skerp gedaal, terwyl die reële toegevoegde waarde van die groot-, klein- en motorhandel effens toegeneem het en dié van al die ander sektore min verandering getoon het.

Klein toename in die reële bruto binnelandse besteding

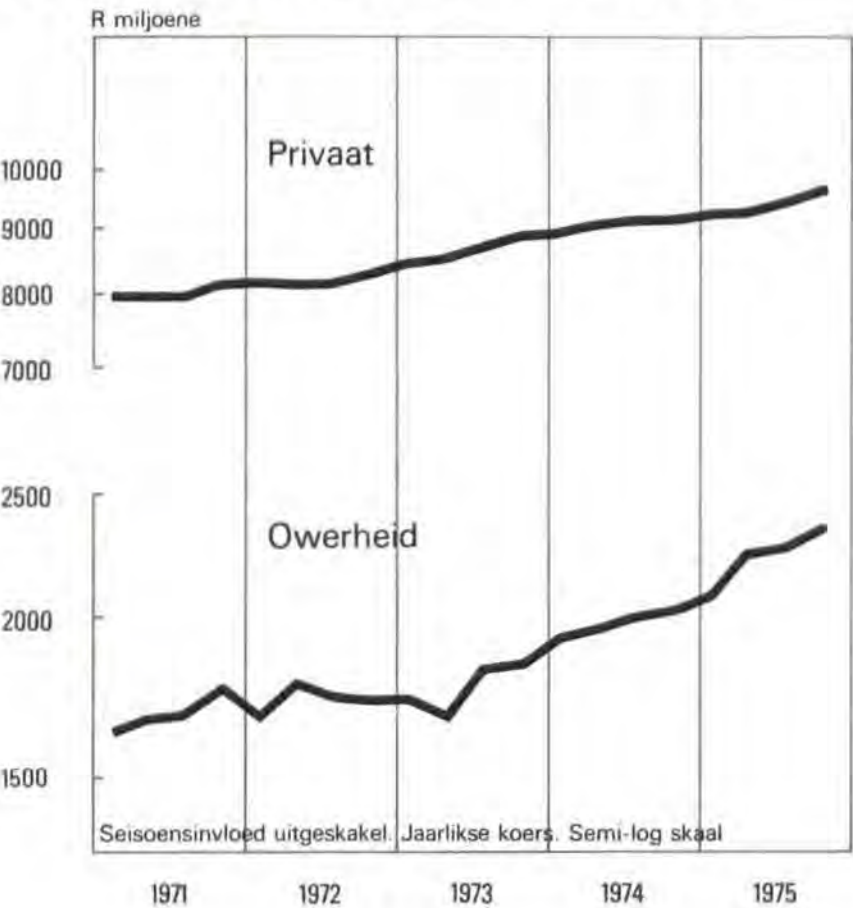
Die totale reële bruto binnelandse vraag, soos gemeet aan die reële bruto binnelandse besteding, het gedurende 1975 slegs effens toegeneem, teenoor 'n styging van 12½ persent gedurende die vorige jaar. Afgesien van die reële owerheidsverbruiksbesteding, het al die ander hoofkomponente van die bruto binnelandse besteding, naamlik die private verbruiksbesteding, die bruto binnelandse vaste investering en voorraadinvestering, gedurende 1975 teen 'n laer koers as gedurende 1974 toegeneem. Teen heersende pryse het die bruto binnelandse besteding die bruto nasionale produk met 'n groter bedrag as gedurende die voorafgaande jaar oorskry en hierdie verwikkeling is in 'n aansienlike toename in die tekort op die lopende rekening van die betalingsbalans weerspieël.

Matige koers van toename in reële private verbruiksbesteding

Nadat die koers van toename in die reële private verbruiksbesteding gedurende 1974 tot 5½ persent gestyg het, het dit gedurende 1975 aansienlik tot slegs 3 persent verlangsaam. Soos die bygaande tabel toon, het feitlik al die verskillende klasse van besteding teen 'n laer koers toegeneem. 'n Opmerklike uitsondering was die reële besteding aan duursame verbruiks-goedere waarvan die toename gedurende 1975 effens versnel het as gevolg van die aankope van televisiestelle nadat televisieprogramme in Mei 1975 ingestel is. Aangesien die reële inkome van Blankes gedurende 1975 na raming effens gedaal het, was dit te verwagte

Persentasieverandering in private verbruiksbesteding teen konstante 1970-pryse		
	1974	1975
Duursame goedere	2	3
Meubels en huishoudelike toestelle	4	-15
Persoonlike vervoertoerusting	-2	1
Ontspanningsgoedere (insluitende televisietoestelle)	7	114
Semi-duursame goedere	4	3½
Klerasie en skoeisel	4½	4
Nie-duursame goedere	6½	3
Voedsel, drank en tabak	7	3
Dienste	5	3
Totale private verbruiksbesteding	5½	3

Verbruiksbesteding teen konstante 1970-pryse



dat die besteding aan sekere ander klasse duursame goedere nadelig getref sou word. Die reële besteding aan nuwe motors het nie enige opmerklike verandering getoon nie, maar die reële besteding aan meubels en ander groot huishoudelike duursame goedere het met nie minder nie as 15 persent gedaal, deels ook as gevolg van 'n daling in nuwe woningboukonstruksie. Die reële besteding aan semi-duursame goedere soos klerasie en skoeisel en aan nie-duursame goedere, naamlik voedsel, drank en tabak, het ook laer groeikoerse as gedurende 1974 aangeteken. Die toenames wat wel voorgekom het, het hoofsaaklik met die verdere aansienlike styging in die reële lone van Nie-Blankes gedurende die kalenderjaar 1975 verband gehou.

Kwartaallikse ramings toon dat die reële private verbruiksbesteding gedurende die eerste kwartaal van 1975 matig toegeneem het en teen effens hoër koerse gedurende die laaste drie kwartale van die jaar gestyg het. Die toename in die laaste kwartaal van 1975 was grotendeels die gevolg van 'n aansienlike styging in aankope van televisiestelle, in afwagting van die amptelike aanvang van die diens in Januarie 1976. Die reële besteding aan meubels en huishoudelike toe-stelle, asook aan nuwe motors, het egter in die laaste kwartaal gedaal.

Aansienlike toename in reële owerheids-verbruiksbesteding

Die reële verbruiksbesteding van die algemene af-delings van openbare owerhede het gedurende 1975

met 14 persent toegeneem nadat dit in 1974 met 11 persent gestyg het. Die skerp toename gedurende albei hierdie jare het in 'n sekere mate hoër verdedigings-uitgawes weerspieël. Soos in 1974, was die hoër groeikoers in die totale owerheidsverbruiksbesteding grotendeels die gevolg van 'n skerp styging van 22 persent in goedere en dienste uitgesonderd die vergoeding van werknemers. Die koers van toename in reële salarisse en lone het vanaf 6 persent in 1974 tot 7½ persent in 1975 versnel. Gedurende die eerste helfte van 1975 was die koers van toename in die reële owerheidsverbruiksbesteding taamlik aansienlik, maar dit het in die tweede helfte laer geneig.

Daling in die groeikoers van bruto binnelandse vaste investering

Die totale reële vaste investering het gedurende 1975 met 4 persent gestyg, vergeleke met 'n toename van 7 persent in die voorafgaande jaar. Die openbare sektor, d.w.s. openbare korporasies en openbare owerhede, was hoofsaaklik vir die styging in 1975 verantwoordelik en die reële vaste investering daarvan het met 8 persent toegeneem, terwyl dié van die private sektor met slegs 1 persent bo die vlak van 1974 gestyg het.

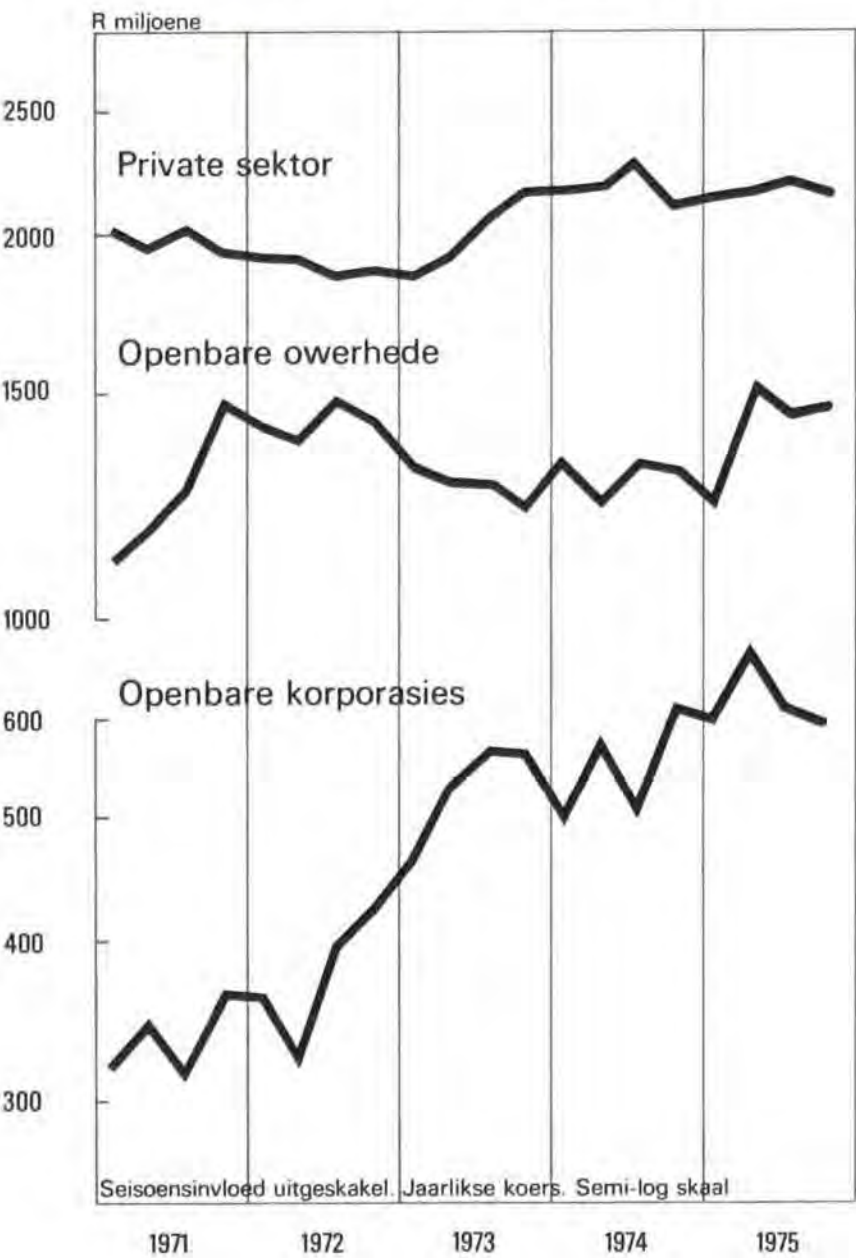
Met slegs enkele uitsonderings, het die reële private vaste investering in die verskillende sektore óf kleiner toenames in 1975 as in 1974 óf dalings getoon. Soos in die bygaande tabel getoon word, is kleiner toenames aangeteken in die mynbou- en private fabriekswesesektore, terwyl dalings in die handel en in die geval van woongeboue voorgekom het. In teenstel-ling hiermee, het die landbousektor 'n skerp toename getoon, nadat 'n afname in 1974 aangeteken is.

Binne die openbare sektor is die belangrikste bydrae tot die hoër groeikoers in die reële vaste investering deur die openbare owerhede gelewer. Die hoër peil van kapitaalbesteding deur hierdie owerhede het hoofsaak-lik voortgespruit uit die bedrywighede van hul sakeon-dernemings, in die besonder die Suid-Afrikaanse

Persentasieveranderings in bruto binnelandse vaste investering teen konstante 1970-pryse

	1974	1975
Totaal	7	4
Private sektor	8	1
Mynbou	34	9
Fabriekswese	14	6
Landbou	-3	18
Woongeboue	4	-15
Handel	18	-13
Ander	-3	3
Openbare sektor	4	8
Openbare owerhede	3	8
Sake-ondernemings	-4	14
Suid-Afrikaanse Spoorweë	-2	20
Ander	-6	7
Algemene owerheid	10	3
Openbare korporasies	5	9

Vaste investering teen konstante 1970-pryse

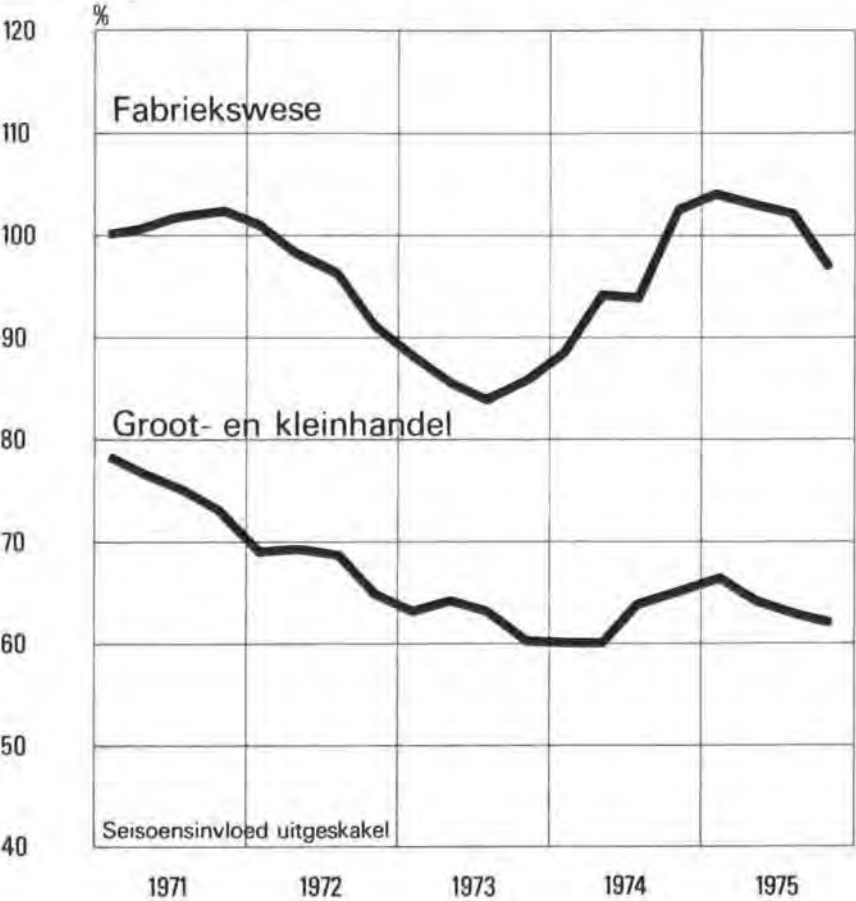


Spoorweë. Die investeringsbedrywigheid van die algemene afdelings van openbare owerhede het ook toegeneem, maar die koers van toename was heelwat laer as dié wat in 1974 bereik is. Die reële vaste investering van openbare korporasies gedurende 1975 het grotendeels kapitaalbesteding op die Sishen-Saldanha-spoorwegprojek, mynbedrywigheide van Yskor, en uitbreidingsprogramme van Evkom weer-spieël.

Kleiner toevoeging tot voorrade

Die boekwaarde van totale voorrade het gedurende 1975 met R1 457 miljoen toegeneem, waarvan nywerheids- en handelsvoorrade R915 miljoen bedra het. Die verhouding van die boekwaarde van nie-landbouvoorrade tot die vergelykbare bruto binnelandse produk teen heersende pryse het afgeneem vanaf 36,6 persent in die tweede kwartaal tot 35,3 persent in die laaste kwartaal van 1975. Gereken teen konstante 1970-pryse, het die totale waarde van voorrade in 1975 met R107 miljoen teenoor R513 miljoen in die voorafgaande jaar gestyg. Kwartaallikse

Voorrade as persentasie van verkope



ramings toon dat die reële voorraadinvestering in die loop van die jaar kleiner geword het en in die tweede helfte van 1975 negatief geword het.

Inligting wat uit maatskappyverslae en opnames van saketoestande verkry is, dui daarop dat die heersende vlak van voorrade in verhouding tot die verwagte verkope in die onmiddellike toekoms nog as te hoog beskou word.

Bruto binnelandse besparing

In teenstelling met verwikkelinge gedurende die voorafgaande drie jaar, toe die bruto binnelandse besparing gemiddeld met ongeveer 23 persent per jaar gestyg het, het die bruto binnelandse besparing gedurende 1975 slegs effens gestyg. Aangesien binnelandse fondse onvoldoende was om die totale vaste en voorraadinvestering te finansier, moes buite-landse fondse tot 'n bedrag van R1 616 miljoen as 'n bron van finansiering gebruik word. Voorsiening vir waardevermindering en persoonlike besparing het gestyg, maar maatskappybesparing en die lopende oorskot van die algemene owerheid het gedurende 1975 gedaal.

Konjunktuurtoestand, arbeid en pryse

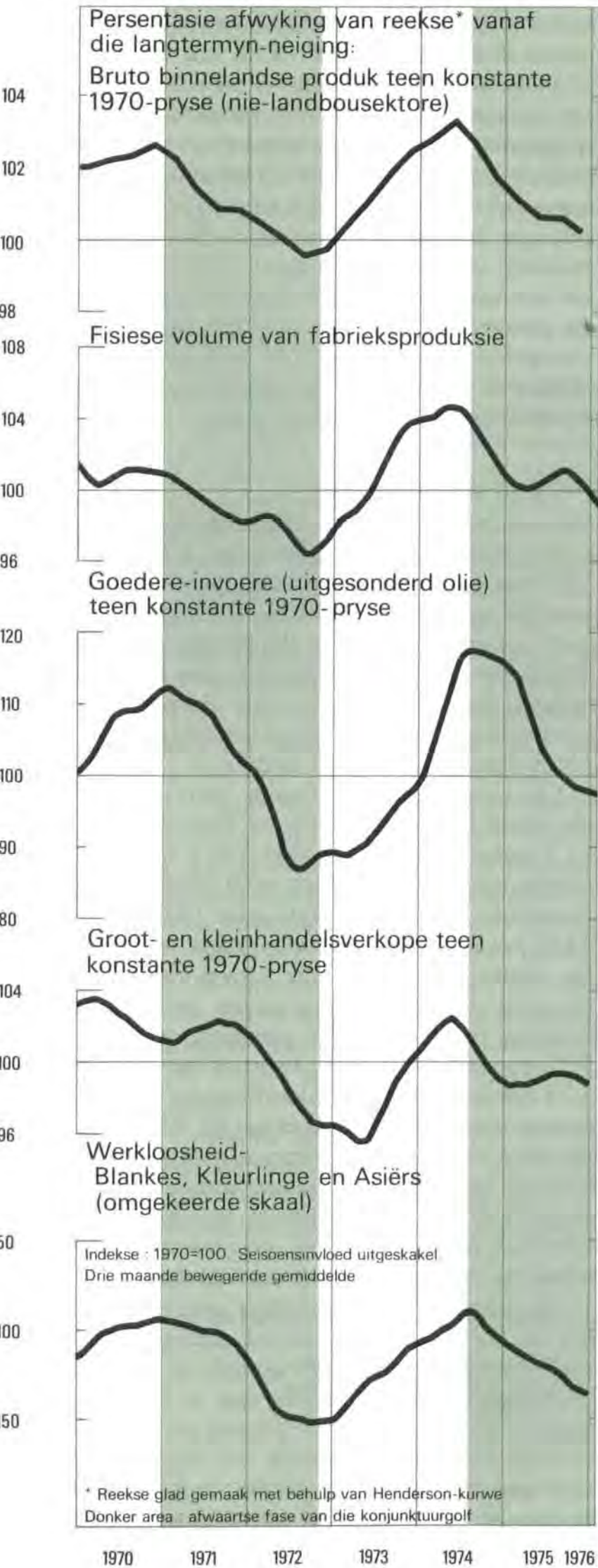
Voortsetting van verlangsamings in ekonomiese bedrywigheid

Die sikliese afname in die ekonomiese bedrywigheid, wat in die derde kwartaal van 1974 begin het, het gedurende 1975 voortgeduur. Dit word bevestig deur belangrike konjunkturaanwysers soos die reële bruto binnelandse produk, die volume van goedere-invoere, en die aantal werklose Blankes, Kleurlinge en Asiërs. Hierteenoor het die volume van die fabrieksproduksie en groot- en kleinhandelsverkope teen konstante pryse gedurende die tweede helfte van 1975 teen 'n effens hoër koers toegeneem. Ondanks hierdie uiteenlopende neigings gedurende die tweede helfte van 1975, wil dit voorkom asof die Suid-Afrikaanse volkshuishouding nog steeds in die afwaartse fase van die konjunkturgolf is, soos getoon word deur die neigings van verskeie ander ekonomiese aanwysers soos die volume van die mynbouproduksie, die ton-kilometers van inkomstedraende verkeer van die Suid-Afrikaanse Spoorweë, die waarde van geboue voltooi, die aantal nuwe motorvoertuie verkoop, die versending van staal na die binnelandse mark, die verkope van boumateriaal teen konstante pryse en sementproduksie. In teenstelling met die werklike afname in die ekonomiese bedrywigheid in die meeste Westerse lande, het die Suid-Afrikaanse volkshuishouding voortgegaan om uit te brei, alhoewel teen 'n baie laer koers, en die afwaartse fase van die konjunkturgolf moet dus vertolk word as 'n verlangsamings in die ekonomiese bedrywigheid tot 'n peil wat laer is as die middeltermyn-groei-potensiaal van die ekonomie.

Laer koers van toename in werkgeleentheid

Die arbeidstoestand het gedurende 1975 betreklik ruim gebly as gevolg van die laer koers van ekonomiese groei wat vanaf die vierde kwartaal van 1974 ondervind is. So het die seisoensaangesuiwerde aantal geregistreerde werklose Blankes, Kleurlinge en Asiërs, wat in die verlede 'n gevoelige aanwyser van verandering in die arbeidstoestand geblyk te wees het, toegeneem vanaf 8 823 in Desember 1974 tot 11 462 in Desember 1975. Indiënsneming in die nie-landbousektore van die ekonomie gedurende die eerste drie kwartale van 1975 was gemiddeld 1,8 persent hoër as gedurende dieselfde tydperk in 1974, teenoor 'n toename van 2,8 in 1974 in vergelyking met 1973. Verder wil dit voorkom asof indiënsneming in hierdie sektore gedurende die derde kwartaal van 1975 teen 'n laer koers toegeneem het as gedurende die eerste helfte van die jaar. 'n Ontleding van indiënsneming in die verskillende sektore toon dat indiënsneming in die konstruksie, die nie-goudmynbou en die motorhandel gedurende die eerste tien maande van 1975 gedaal of afgeplat het, terwyl indiënsneming in die goudmynbou en die fabriekswese vanaf die tweede kwartaal van die jaar weer begin toeneem het. Die aantal persone in diens

Konjunkturaanwysers



van openbare owerhede en die groot- en kleinhandel het gedurende die eerste drie kwartale van die jaar hul stygende neiging voortgesit.

Nieteenstaande die laer groeikoers in die ekonomiese bedrywigheid en indiensneming gedurende die eerste drie kwartale van 1975, het die gemiddelde salarisse en lone per werker in die nie-landbousektore van die volkshuishouding gedurende hierdie tydperk, in vergelyking met dieselfde tydperk in 1974, met 18,3 persent gestyg. Hierdie persentasie is saamgestel uit toenames van 13,6 en 25,3 persent in die gemiddelde salarisse en lone van Blankes en Nie-Blankes onderskeidelik. In reële terme, d.w.s. nadat die toename in die verbruikersprysindeks in aanmerking geneem is, het die gemiddelde vergoeding van Blankes gedurende die eerste drie kwartale van 1975 vergeleke met dieselfde tydperk in 1974, met 0,3 persent gedaal en dié van Nie-Blankes met 9,9 persent gestyg.

Daling in die inflasiekoers

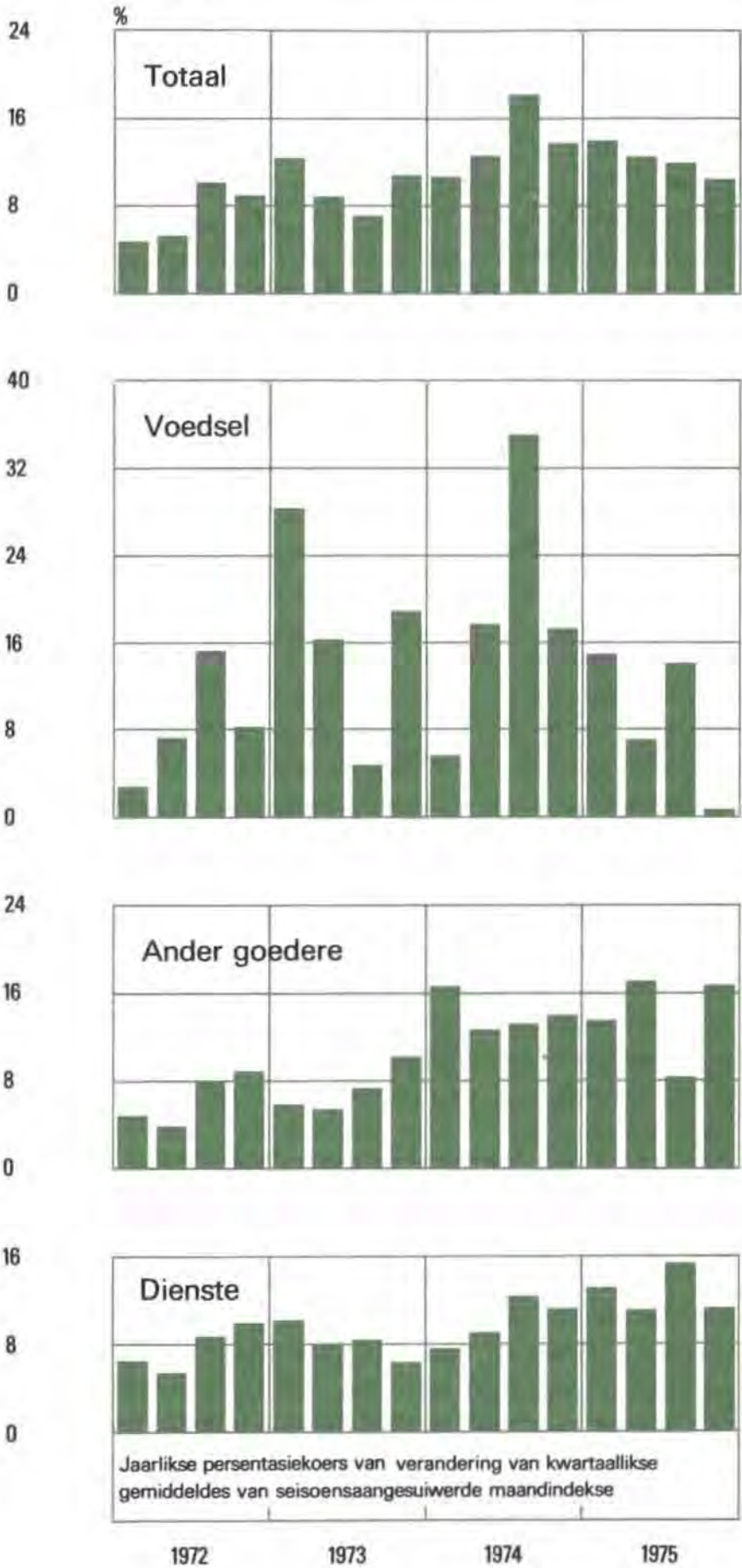
Alhoewel die inflasiekoers in Suid-Afrika regdeur 1975 hoog gebly het, het die koers van toename in pryse merkbaar gedaal vanaf die hoogtepunt wat in die derde kwartaal van 1974 bereik is. Die direkte prysverhogende uitwerking van die devaluasie van die rand in September 1975 is teengewerk deur hierdie dalende neiging, aangevul deur verdere monetêre en fiskale beleidsmaatreëls en die algemene veldtog teen inflasie wat in Oktober van stapel gestuur is.

Die seisoensaangesuiwerde verbruikersprysindeks het vanaf Desember 1974 tot Desember 1975 met 11,7 persent gestyg, vergeleke met 'n toename van nie minder nie as 14,0 persent vanaf Desember 1973 tot Desember 1974. Vanaf Februarie 1975 tot Februarie 1976 het hierdie koers verder gedaal tot 10,9 persent. Die verlangsaming van die kwartaallikse koerse van toename in die verbruikerspryse oor die laaste vyf kwartale, naamlik vanaf 'n jaarkoers van toename van 18,2 persent in die derde kwartaal van 1974 tot slegs 10,4 persent in die vierde kwartaal van 1975, was baie betekenisvol. Belangrike bydraes tot die laer koers van toename in die verbruikerspryse gedurende die vierde kwartaal van 1975 is eerstens gemaak deur voedselpryse, wat gedurende hierdie tydperk bykans geen verandering getoon het nie, en tweedens deur 'n laer koers van toename in die pryse van dienste.

Die *gemiddelde* maandelikse verbruikersprysindeks het in 1975 met 13,5 persent gestyg, vergeleke met toenames van 11,6 en 9,5 persent in 1974 en 1973 onderskeidelik. Voedselpryse, wat in 1973 met 15,4 persent, in 1974 met 15,1 persent en in 1975 met 'n verdere 15,0 persent gestyg het, het gedurende die afgelope drie jaar 'n wesenlike bydrae tot die hoër koerse van toename in die verbruikersprys gemaak.

Die seisoensaangesuiwerde groothandelsprysindeks het vanaf Desember 1974 tot Desember 1975 met 16,9 persent gestyg, vergeleke met 'n toename van 19,4 persent gedurende die voorafgaande jaar. Vanaf

Verbruikerspryse



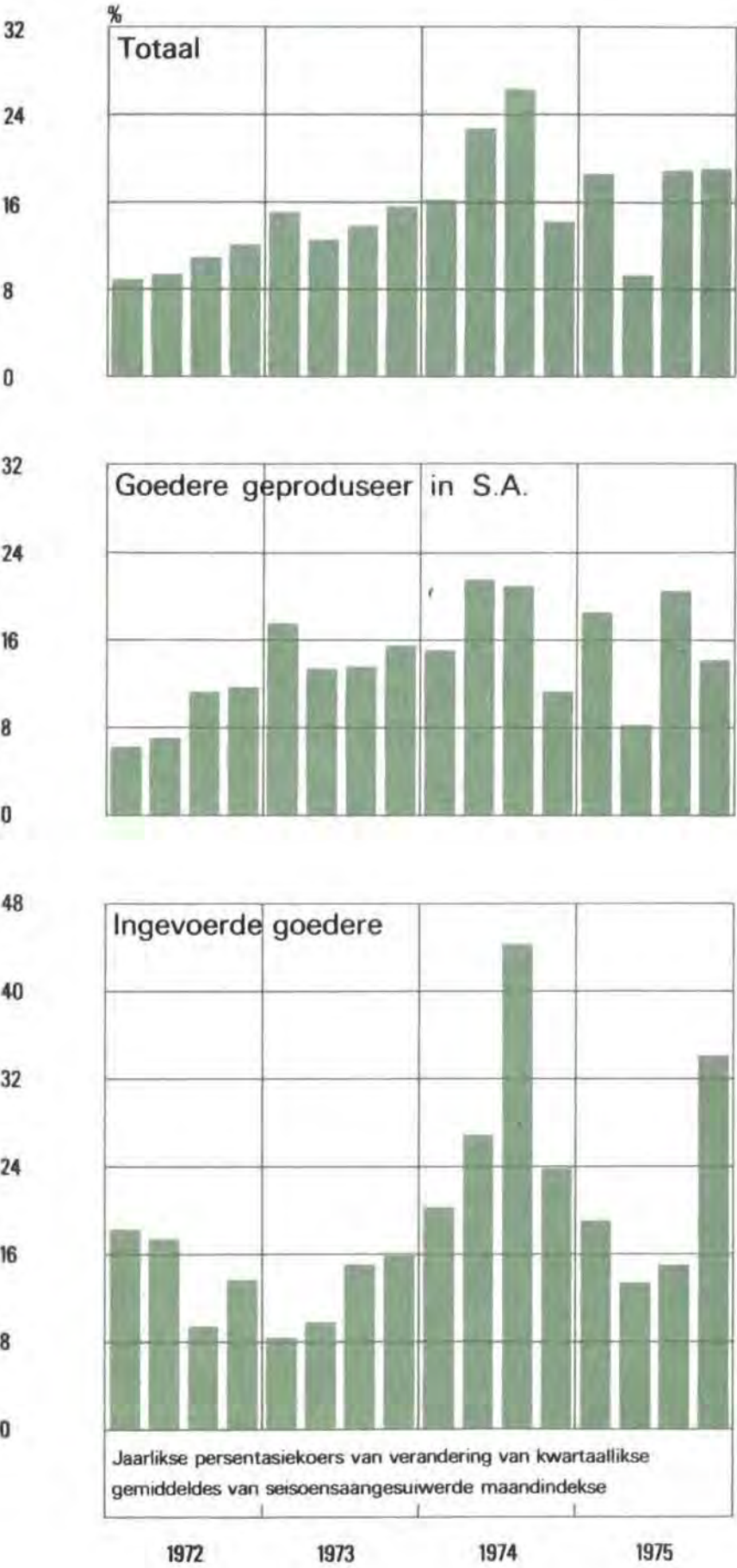
Januarie 1975 tot Januarie 1976 het hierdie koers verder afgeneem tot 14,5 persent. Die jaarkoers van toename in die pryse van ingevoerde goedere het versnel vanaf 15,1 persent in die derde kwartaal tot nie minder nie as 34,2 persent in die vierde kwartaal van 1975, terwyl die koers van toename in die pryse van goedere wat in Suid-Afrika vervaardig is, gedurende dieselfde tydperk merkbaar afgeneem het vanaf 20,5 persent tot 14,2 persent. Hierdie verwikkeling het die

styging in die pryse van alle groothandelsgoedere gedurende die vierde kwartaal op ongeveer dieselfde peil te staan gebring as gedurende die derde kwartaal, ten spyte van die wesenlike direkte uitwerking van die September-devaluasie op die pryse van ingevoerde goedere. Die laer koers van toename gedurende die vierde kwartaal van 1975 in die pryse van goedere wat in Suid-Afrika vervaardig is, is behaal in weerwil van 'n skerp styging in die pryse van basiese metale en

metaalprodukte en van masjinerie en vervoertoerusting en was hoofsaaklik toe te skryf aan 'n laer koers van toename in die pryse van landbouprodukte.

Die *gemiddelde* maandelikse groothandelsprysindeks het in 1975 met 17,3 persent gestyg, vergeleke met 'n toename van 18,0 persent in 1974. Die pryse van ingevoerde goedere het gedurende 1975 en 1974 met onderskeidelik 22,4 en 22,6 persent gestyg, terwyl die koers van toename in die pryse van goedere wat in Suid-Afrika vervaardig is, effens afgeneem het vanaf 16,6 persent in 1974 tot 15,5 persent in 1975.

Groothandelspryse



Betalingsbalans

Groot tekort op die lopende rekening

Alhoewel die Suid-Afrikaanse volkshuishouding sedert die derde kwartaal van 1974 in 'n afwaartse fase van die konjunkturgolf verkeer het en die binnelandse vraag nie noemenswaardig toegeneem het nie, het die tekort op die lopende rekening vanaf R860 miljoen in 1974 tot nie minder nie as R1 616 miljoen in 1975 gestyg. As persentasie van die bruto binnelandse produk het die tekort op die lopende rekening vanaf ongeveer 4 persent in 1974 tot net meer as 6 persent in 1975 toegeneem. Die skerp styging in die tekort op die lopende rekening gedurende 1975 was toe te skryf aan 'n aantal faktore waarvan die meeste regstreeks of onregstreeks verband gehou het met die diep en langdurige afwaartse fase van die konjunkturgolf in die vernaamste nywerheidslande en die voortgesette wêreldinflasie. Eerstens het die internasionale resessie tot 'n afname in die wêreldhandel en in kommoditeitspryse op internasionale markte gelei wat Suid-Afrika se uitvoere ongunstig beïnvloed het. Tweedens het die prys van goud in die loop van 1975 skerp gedaal. Derdens is die invoerkoste verhoog deur die hoë inflasiekoers in die meeste lande, die verdere styging in die prys van olie en die depresiasie van die rand. In die laaste plek is die invoere opgestoot deur verhoogde verdedigingsuitgawes.

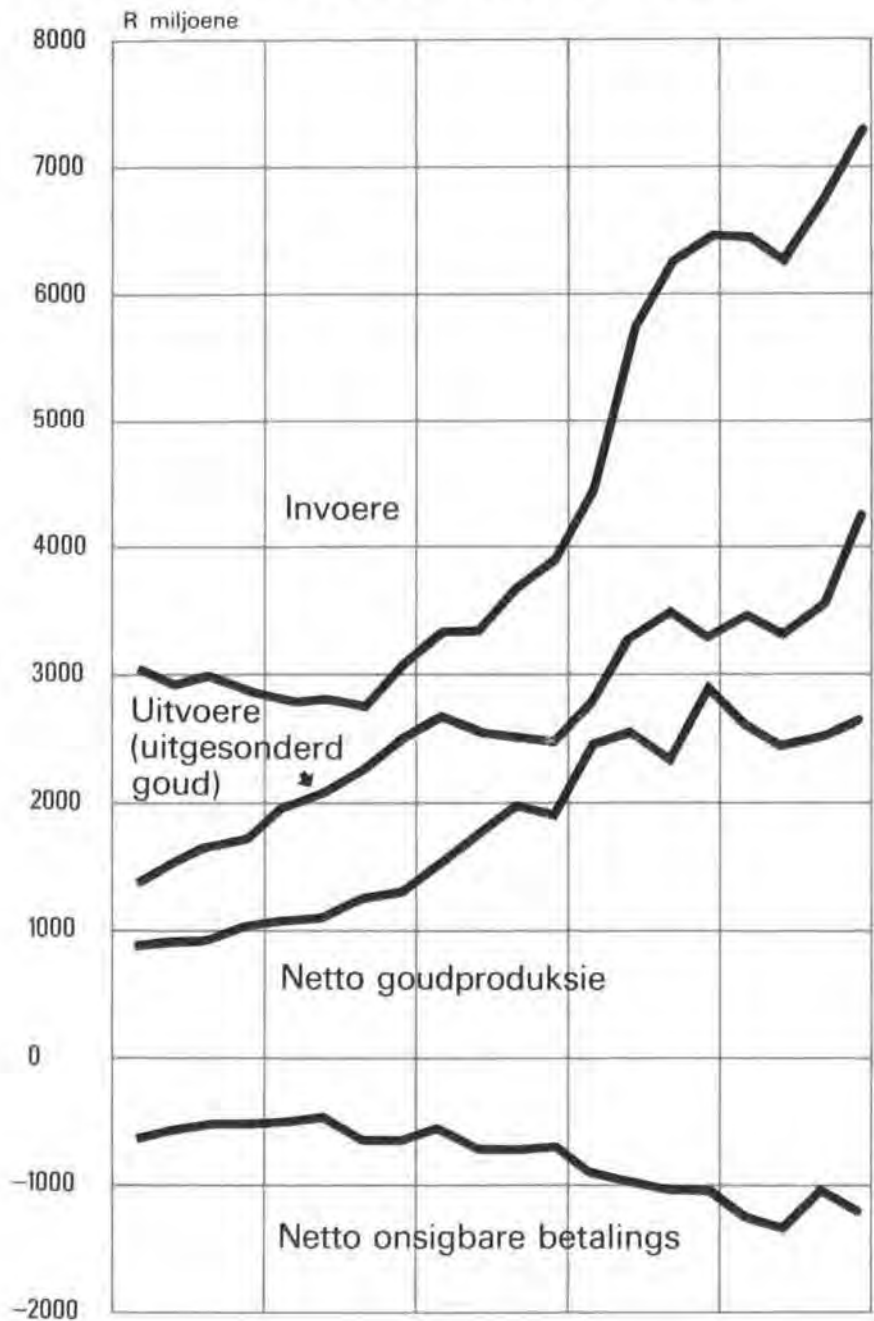
Soos in die bygaande tabel getoon word, het die tekort op die lopende rekening gedurende die eerste twee kwartale van 1975 progressief toegeneem en vervolgens gedurende die derde en vierde kwartale van

Tekort op die lopende rekening van die betalingsbalans

	Seisoens-aangesuiwerde jaarkoers	Persentasie van bruto binnelandse produk
	Rm	%
1974: 3e kwartaal	1 342	5,9
4e kwartaal	1 195	5,0
1975: 1e kwartaal	1 548	6,4
2e kwartaal	1 727	6,8
3e kwartaal	1 656	6,4
4e kwartaal	1 533	5,7

die jaar matig gedaal. Die verbetering gedurende die laaste kwartaal van 1975 het plaasgevind ondanks die tydelike nadelige *korttermyn*uitwerking van die devaluasie van die rand in September en die skerp daling in die dollarprys van goud op die private mark ná Augustus, en is teweeggebring deur 'n skerp styging in die randopbrengs van die goedere-uitvoer, wat die toename in die waarde van die goedere-invoer en die

Lopende rekening van die betalingsbalans



Saldo op lopende rekening



netto onsigbare betalings aan die res van die wêreld meer as geneutraliseer het.

Die goedere-invoer het toegeneem vanaf R5 723 miljoen in 1974 tot R6 681 miljoen in 1975, of met effens minder as 17 persent. Hierdie styging in die waarde van invoere, en in die besonder die invoer van masjinerie en elektriese toerusting, vervoertoerusting, olie, basiese metale en edel- en halfedelstene en halfedelmetale, was uitsluitend aan prysstygings toe te skryf, aangesien die volume van die invoer effens gedaal het. Dit is betekenisvol dat die invoer van sekere belangrike groepe goedere soos tekstiele, papier en papierprodukte, en hout en artikels van hout, in werklikheid in waarde gedaal het, wat dui op 'n aansienlike daling in die volume. Die volume van invoere het regdeur die kalenderjaar 1975 'n dalende neiging getoon. Gedurende die laaste kwartaal van 1975 het die waarde van die goedere-invoer, teen 'n seisoensaangesuiwerde jaarkoers, in rand-terme met slegs sowat 8 persent gestyg, ondanks die prysverhogende uitwerking van die devaluasie van die rand in September.

Die netto onsigbare betalings aan die res van die wêreld het, net soos gedurende die voorafgaande twee jaar, gedurende 1975 aansienlik gestyg. Hierdie styging was hoofsaaklik die gevolg van stygings in internasionale vragkoste en in rentebetalinge op buitelandse lenings. Die skerp toename in betalings aan buitelanders gedurende die eerste helfte van 1975 is egter gedurende die tweede helfte van die jaar gestuit as gevolg van laer dividendbetalinge op buitelandse beleggings en 'n afname in internasionale vragbetalinge wat aan die daling in die volume van invoere toegeskryf kan word. Ontvangste vir dienste het gedurende 1975 slegs matig gestyg as gevolg van die heropening van die Suezkanaal en die algemene terneergedrukte toestand van die wêrelddeksonomie.

Soos in die geval van invoere, kon die toename van ongeveer 12 persent in die goedere-uitvoer gedurende 1975 aan prysstygings, met insluiting van die hoër randopbrengste wat deur die devaluasie van die rand meegebring is, toegeskryf word. Die volume van uitvoere het op ongeveer dieselfde vlak as in 1974 gebly. Die uitwerking van die hoër randopbrengste word duidelik weerspieël in die kwartaallike uitvoersyfers wat gedurende die eerste twee kwartale van 1975 matig afgeneem het en daarna in die derde en vierde kwartale met onderskeidelik 7 en 20 persent gestyg het. Die styging in goedere-uitvoere is hoofsaaklik in die groepe akkerbouprodukte, vervaardigde voedsel, mineraalprodukte, edelstene en halfedelstene en -metale, aangeteken.

Nadat die waarde van die netto goudproduksie vir twee opeenvolgende jare aansienlik gestyg het, het dit effens gedaal vanaf R2 565 miljoen in 1974 tot R2 540 miljoen in 1975. Hierdie afname was geheel en al toe te skryf aan 'n afname in die fisiese volume van die goudproduksie aangesien die gemiddelde

randprys van goud in 1975 'n verdere styging getoon het. Gedurende die vierde kwartaal het die waarde van die netto goudproduksie egter tot 'n seisoensaangesuiwerde jaarsyfer van R2 633 miljoen gestyg as gevolg van die hoër randopbrengs ná die devaluasie van die rand.

Aansienlike netto kapitaalinvloeiing

Gedurende 1975 is 'n groot netto kapitaalinvloeiing van nie minder nie as R1 774 miljoen op die kapitaalrekening aangeteken, vergeleke met 'n invloeiing van R774 miljoen gedurende 1974. Hierdie aansienlike toename het hoofsaaklik bestaan uit langtermynleningskapitaal wat in die buiteland verkry is (R1 263 miljoen), in die besonder deur die openbare korporasies (R701 miljoen) en die sentrale regering en banksektor (R391 miljoen). Die vloei van langtermynkapitaal na die private sektor, uitgesonderd openbare korporasies, het effens afgeneem vanaf R174 miljoen in 1974 tot R145 miljoen in 1975, korttermynkapitaal wat deur die private sektor verkry is, insluitende foute en onaangetekende transaksies, het in dieselfde tydperk aansienlik toegeneem vanaf R27 miljoen tot nie minder nie as R470 miljoen.

Alhoewel daar in 1975 in sy geheel 'n groot netto invloeiing van private korttermynkapitaal was, het daar gedurende die jaar groot skommelings voorgekom. As gevolg van verwagtings aangaande moontlike veranderinge in die wisselkoers van die rand, het vervroegings in die betalings vir invoere en vertraginge in die oorplasing van uitvoeropbrengste, sowel as ander korttermynkapitaalbewegings, van tyd tot tyd voorgekom. Hierdie onbestendige bewegings van korttermynkapitaal het by tye 'n aansienlike las op die land se goud- en ander buitelandse reserwes geplaas en die owerhede gedwing om die vlak van die bruto buitelandse reserwes met kompenserende lenings te ondersteun.

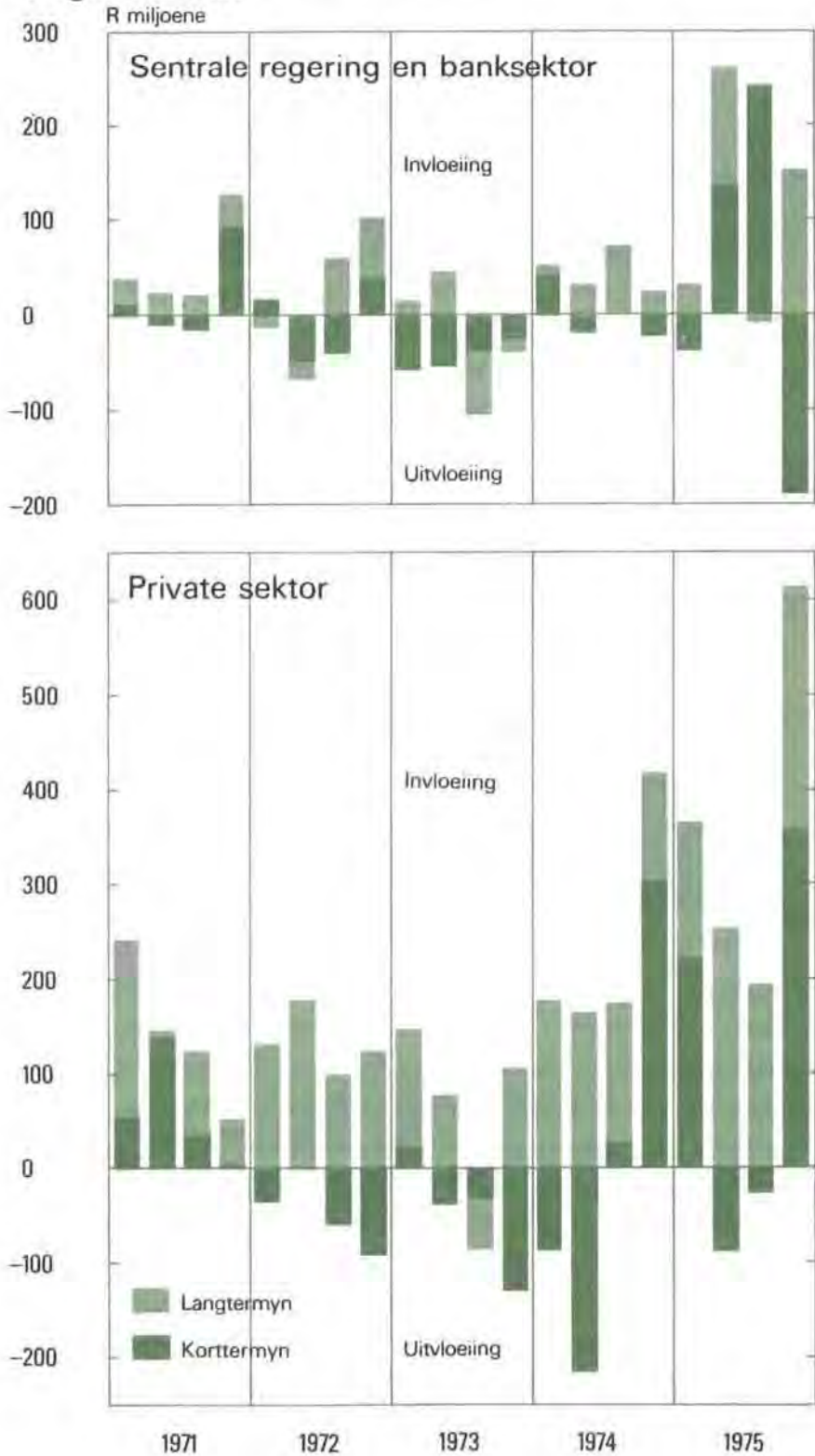
Hierdie kapitaalbewegings het die owerhede ook daartoe beweeg om verskeie maatreëls te tref om die invloeiing van kapitaal aan te moedig en 'n meer konserwatiewe monetêre beleid te volg. In Augustus is die Bankkoers verhoog en is die likwiede batevereistes vir bankinstellings verhoog om te verseker dat die rentekoersverskille tussen Suid-Afrika en sy vernaamste handelsvennote 'n invloeiing van kapitaal sou teweegbring en dat 'n toestand van ongunstige vervroegings en vertraginge nie deur die skepping van bankkrediet vergemaklik sou word nie. Hierdie maatreëls is deur veranderinge in deviesebeheerregulasies en in reëlins aangaande valutatermyndekking vergesël. Hierná het die langdurige resessie in die res van die wêreld en 'n skerp daling in die goudprys die owerhede verplig om die rand in September met 17,9 persent te devalueer. Terselfdertyd is die likwiede batevereiste vir die bankinstellings verder verhoog. As gevolg van hierdie verwickelinge het korttermynrentekoerse in Suid-Afrika gedurende die tweede helfte van 1975 tot nog hoër

vlakke gestyg. Die bygaande tabel toon die verandering in die rentekoersverskille tussen Augustus 1974 en Desember 1975.

Vergelykende internasionale rentekoerse

	Aug. 1974	Des. 1975
	%	%
VSA (Prima nywerheidspromesses van 3 maande)	12,4	5,9
Duitsland (Interbankdeposito's van 3 maande)	9,7	4,2
Eurodollar (Banke se prima-aanbodskoers vir 3-maande deposito's in Londen)	13,9	5,8
VK (Interbankdeposito's van 3 maande)	12,6	10,7
SA (Bankaksepte van 3 maande)	11,3	8,7

Netto buitelandse kapitaalbewegings volgens sektor



Alhoewel kwartaallikse syfers van kapitaalbewegings nie altyd die vervroegings en vertragings wat van korter duur is, weerspieël nie, toon hulle nogtans dat die maatreëls wat deur die owerhede getref is gedurende 1975 die netto invloeiing van buitelandse kapitaal aangemoedig en vergemaklik het. Nadat daar in die tweede en derde kwartale van 1975 netto uitvloeiings van private korttermynkapitaal, insluitende foute en onaangetekende transaksies, van R87 miljoen en R26 miljoen onderskeidelik aangeteken is, het daar gedurende die laaste kwartaal van die jaar 'n netto invloeiing van korttermynfondse van R359 miljoen voorgekom.

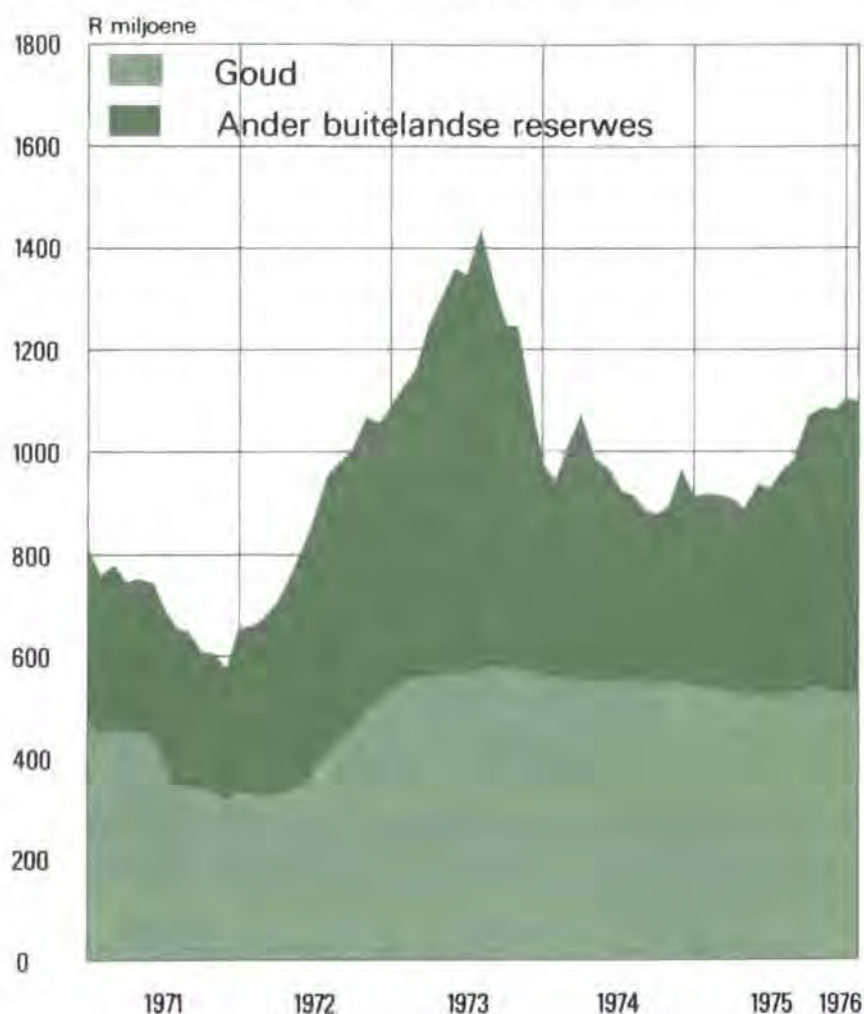
Ongegronde gerugte teen die einde van die jaar van 'n moontlike verdere devaluasie van die rand en 'n verdere daling in die prys van goud in Januarie 1976 het egter vanaf die laaste week van Desember tot groter netto aankope van valuta by die Reserwebank tot bo-normale vlakke gelei. Met die oog op die duidelike verband tussen die oormatige toename in bankkrediet aan die private sektor en die abnormaal hoë aankope van valuta by die Reserwebank, het die Bank op 17 Februarie die instelling van kwantitatiewe beperkings op bankkrediet aan die private sektor aangekondig. Hierdie maatreël is bedoel as 'n tydelike stap om die ewewig tussen die binnelandse en buitelandse finansiering van Suid-Afrika se internasionale handel te herstel en daardeur in die algemeen die betalingsbalans te versterk. Die Minister van Finansies het ook veranderinge in die deviesebeheer aangekondig ten einde die ongunstige uitwerking van die vervroegings en vertragings op die kapitaalrekening van die betalingsbalans te verminder.

Matige styging in die goud- en ander buitelandse reserwes

Die rekord tekort op die lopende rekening, tesame met die groot netto invloeiing van buitelandse kapitaal, het meegebring dat die bruto goud- en ander buitelandse reserwes as gevolg van betalingsbalanstransaksies in 1975 met R158 miljoen toegeneem het. Ná waardasie-aansuiwerings, het die *bruto* goud- en ander buitelandse reserwes gedurende 1975 met R191 miljoen gestyg om aan die einde van die jaar 'n vlak van R1 100 miljoen te bereik. Die *netto* reserwes, d.w.s. die bruto reserwes min die korttermyn buitelandse laste van die monetêre banksektor, het egter gedurende die grootste gedeelte van die eerste drie kwartale van 1975 gedaal. Ná die devaluasie op 22 September het dit egter tot bykans die einde van die jaar 'n stygende neiging getoon. Gedurende Januarie 1976 het die bruto goud- en ander buitelandse reserwes van die Reserwebank met R20 miljoen gestyg tot 'n vlak van R960 miljoen aan die einde van die maand, maar hierdie styging het die trekking van Suid-Afrika se eerste krediettranche van R81,4 miljoen by die Internasionale Monetêre Fonds ingesluit.

Wat die samestelling van die goud- en ander

Goud- en ander buitelandse reserwes



buitelandse reserwes betref, het die buitelandse valutareserwes van die Reserwebank vanaf R156 miljoen aan die einde van 1974 tot R378 miljoen aan die einde van 1975 gestyg, terwyl die goudreserwes effens afgeneem het. Die besit aan goud- en buitelandse reserwes van die private bankinstellings het gedurende 1975 ook met R47 miljoen gestyg. In teenstelling met hierdie stygings, het die buitelandse reserwes van die sentrale regering skerp gedaal as gevolg van die trekking van Suid-Afrika se goudtranche by die Internasionale Monetêre Fonds in September.

Nadat dit gedurende Januarie en Februarie 1976 min verandering getoon het, het die goudbesit van die Reserwebank gedurende die week geëindig 12 Maart 1976 skerp gedaal as gevolg van goudruilooreenkomste met buitelandse instansies. Hoofsaaklik as gevolg van hierdie ooreenkomste het die Reserwebank se goudbesit met R147,5 miljoen gedaal, die ander buitelandse reserwes met R480,9 miljoen toegeneem en die totale goud- en ander buitelandse reserwes met R333,4 miljoen tot 'n vlak van R1 199,8 miljoen gestyg gedurende die week geëindig 12 Maart 1976.

Monetêre en banktoestand

Geld en kwasi-geld

Nadat die seisoensaangesuiwerde hoeveelheid geld en kwasi-geld gedurende die vierde kwartaal van 1974 teen 'n jaarkoers van 44 persent gestyg het, het die jaarkoers van toename gedurende die eerste helfte van 1975 tot 11 persent gedaal. Daarná het dit weer skerp toegeneem tot 21 en 23 persent gedurende die derde en vierde kwartale van die jaar, onderskeidelik. Die jaarkoers van toename in die likwiditeit van die private sektor gedurende die tweede helfte van 1975 (22 persent) was derhalwe ongeveer twee maal so hoog as die koers wat gedurende die eerste ses maande van die jaar aangeteken is. Vir die jaar 1975 in sy geheel was die toename in geld en kwasi-geld 16 persent (of R1 205 miljoen), wat aansienlik minder was as die toename van ongeveer 23 persent in sowel 1973 as 1974. Vir die twaalf maande vanaf Januarie 1975 tot Januarie 1976 was die koers van toename ongeveer 17 persent.

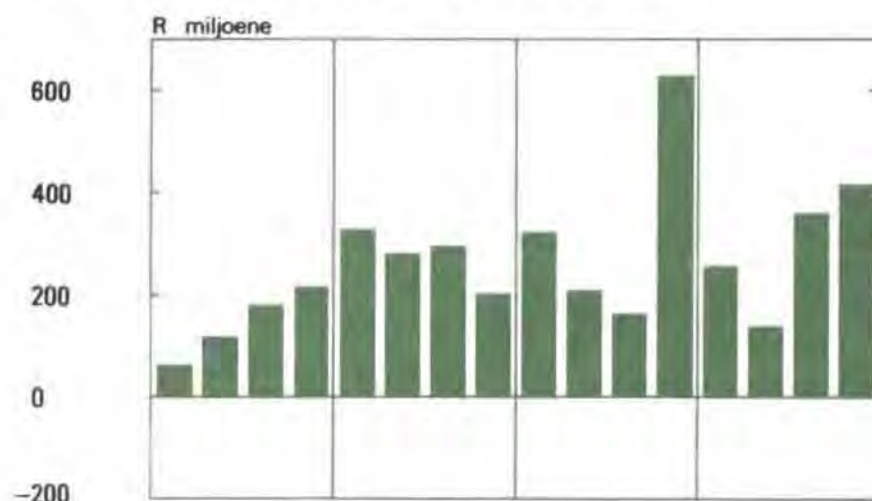
Die verhouding van geld en kwasi-geld tot die bruto binnelandse produk, albei seisoensaangesuiwerd, wat vanaf 30,7 persent in die eerste kwartaal van 1975 tot 29,8 persent in die tweede kwartaal gedaal het, het taamlik aansienlik tot 30,4 persent in die vierde kwartaal toegeneem. In die vierde kwartaal van 1975 was hierdie verhouding ongeveer 2 persentasiepunte hoër as in die tweede en derde kwartale van 1974.

Oorsake van verandering in geld en kwasi-geld

Die belangrikheid van die verskillende oorsake van verandering in geld en kwasi-geld het gedurende al vier kwartale van 1975 min of meer dieselfde gebly. 'n Uitbreiding van bankkrediet aan die private en regeringsektore, wat slegs gedeeltelik deur 'n daling in die netto goud- en ander buitelandse reserwes en 'n styging in die langtermyndeposito's van die private sektor geneutraliseer is, was vir die toename in die hoeveelheid geld en kwasi-geld verantwoordelik. Vir die jaar in sy geheel het die toename in binnelandse krediet, bestaande uit die netto eise van die banksektor teen die regeringsektor en banksektoreise teen die private sektor, 23 persent beloop. Gedurende die eerste helfte van 1975 het die toename in die netto eise teen die regeringsektor die styging in bankkrediet aan die private sektor aansienlik oorskry. Gedurende die tweede helfte van die jaar het die styging in bankkrediet aan die private sektor egter verder versnel, terwyl die netto eise teen die regering slegs met 'n betreklik geringe bedrag gestyg het. Op 'n seisoensaangesuiwerde basis het die eise van die banksektor teen die regeringsektor gedurende die vierde kwartaal van die jaar in werklikheid gedaal, hoofsaaklik as gevolg van 'n groot styging in regeringsdeposito's gedurende Desember.

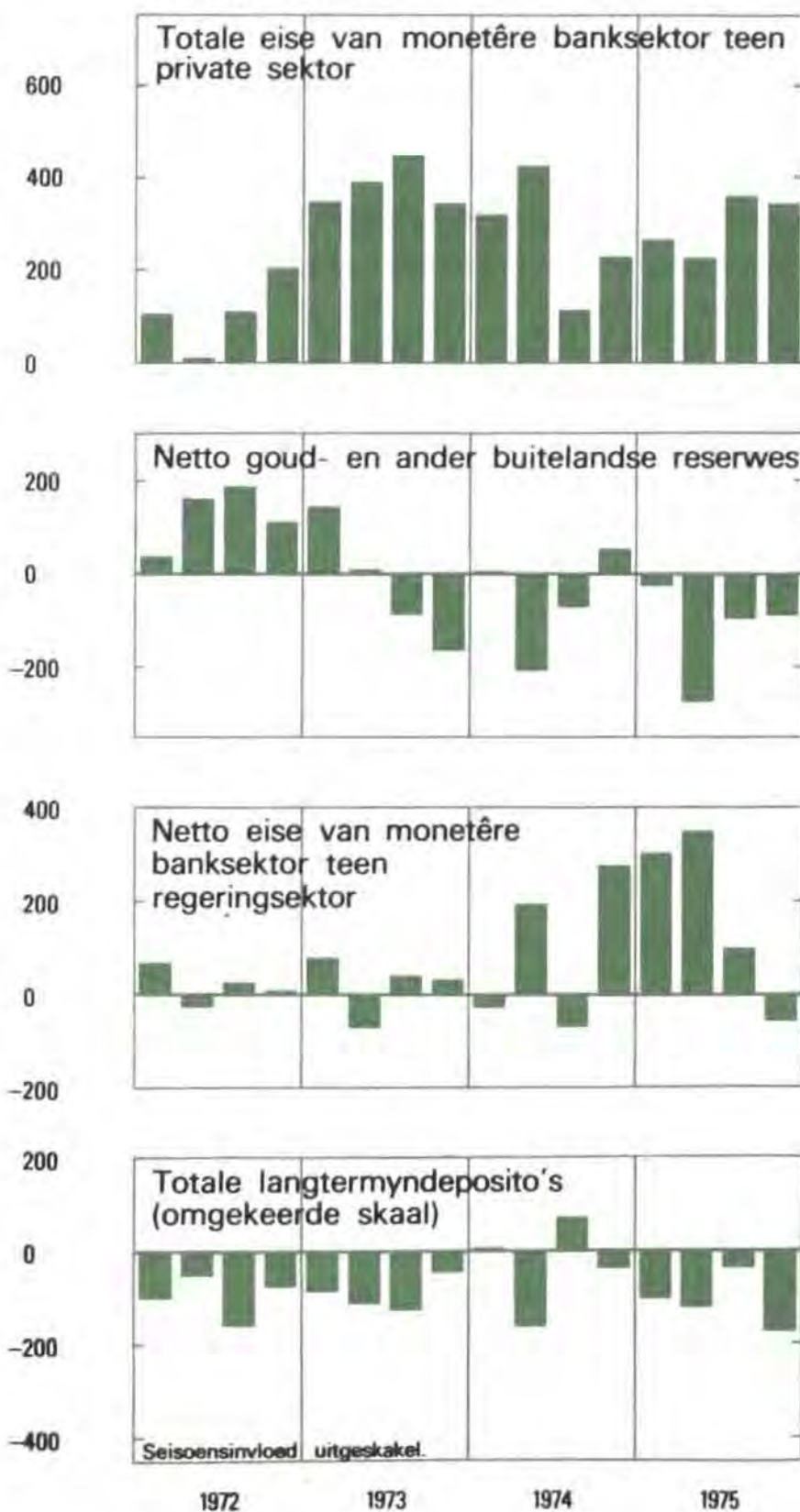
Gedurende die tweede helfte van 1975 was die afname in die netto goud- en ander buitelandse reserwes beduidend laer as die aansienlike daling

Verandering in geld en kwasi-geld



Oorsake van verandering in geld en kwasi-geld

Verandering in:



Monetêre en banktoestand

Geld en kwasi-geld

Nadat die seisoensaangesuiwerde hoeveelheid geld en kwasi-geld gedurende die vierde kwartaal van 1974 teen 'n jaarkoers van 44 persent gestyg het, het die jaarkoers van toename gedurende die eerste helfte van 1975 tot 11 persent gedaal. Daarná het dit weer skerp toegeneem tot 21 en 23 persent gedurende die derde en vierde kwartale van die jaar, onderskeidelik. Die jaarkoers van toename in die likwiditeit van die private sektor gedurende die tweede helfte van 1975 (22 persent) was derhalwe ongeveer twee maal so hoog as die koers wat gedurende die eerste ses maande van die jaar aangeteken is. Vir die jaar 1975 in sy geheel was die toename in geld en kwasi-geld 16 persent (of R1 205 miljoen), wat aansienlik minder was as die toename van ongeveer 23 persent in sowel 1973 as 1974. Vir die twaalf maande vanaf Januarie 1975 tot Januarie 1976 was die koers van toename ongeveer 17 persent.

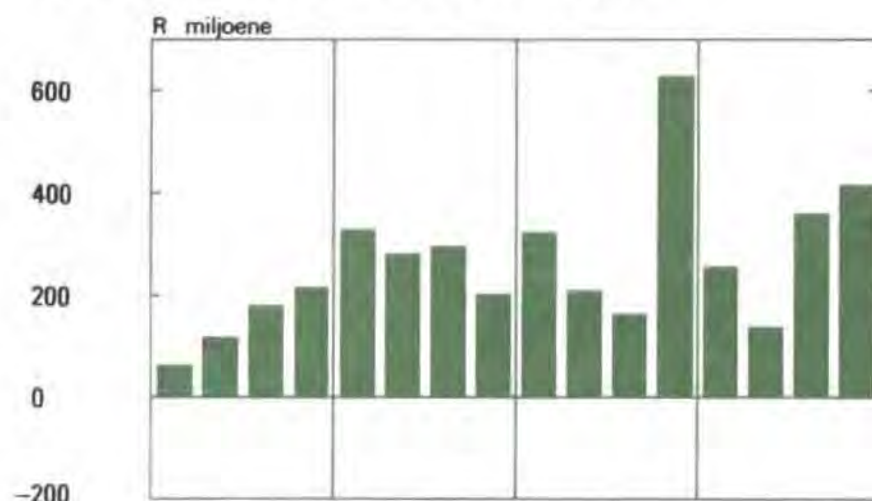
Die verhouding van geld en kwasi-geld tot die bruto binnelandse produk, albei seisoensaangesuiwerd, wat vanaf 30,7 persent in die eerste kwartaal van 1975 tot 29,8 persent in die tweede kwartaal gedaal het, het taamlik aansienlik tot 30,4 persent in die vierde kwartaal toegeneem. In die vierde kwartaal van 1975 was hierdie verhouding ongeveer 2 persentasiepunte hoër as in die tweede en derde kwartale van 1974.

Oorsake van verandering in geld en kwasi-geld

Die belangrikheid van die verskillende oorsake van verandering in geld en kwasi-geld het gedurende al vier kwartale van 1975 min of meer dieselfde gebly. 'n Uitbreiding van bankkrediet aan die private en regeringsektore, wat slegs gedeeltelik deur 'n daling in die netto goud- en ander buitelandse reserwes en 'n styging in die langtermyndeposito's van die private sektor geneutraliseer is, was vir die toename in die hoeveelheid geld en kwasi-geld verantwoordelik. Vir die jaar in sy geheel het die toename in binnelandse krediet, bestaande uit die netto eise van die banksektor teen die regeringsektor en banksektoreise teen die private sektor, 23 persent beloop. Gedurende die eerste helfte van 1975 het die toename in die netto eise teen die regeringsektor die styging in bankkrediet aan die private sektor aansienlik oorskry. Gedurende die tweede helfte van die jaar het die styging in bankkrediet aan die private sektor egter verder versnel, terwyl die netto eise teen die regering slegs met 'n betreklik geringe bedrag gestyg het. Op 'n seisoensaangesuiwerde basis het die eise van die banksektor teen die regeringsektor gedurende die vierde kwartaal van die jaar in werklikheid gedaal, hoofsaaklik as gevolg van 'n groot styging in regeringsdeposito's gedurende Desember.

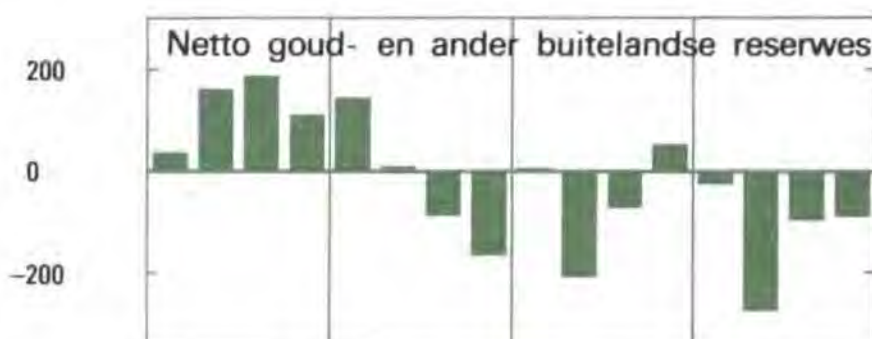
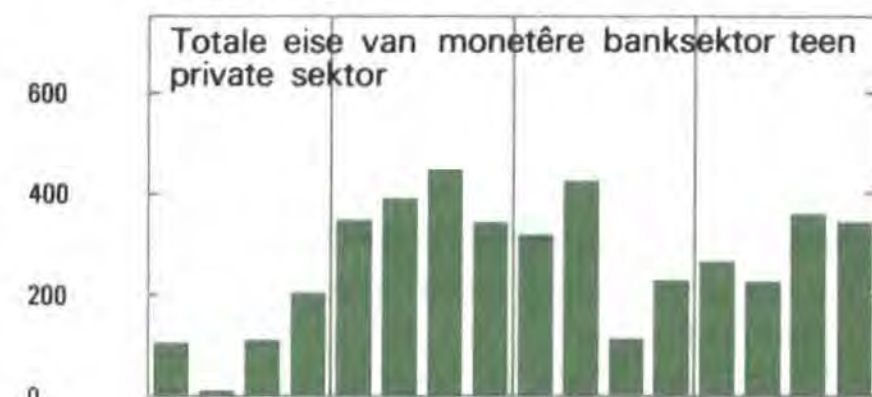
Gedurende die tweede helfte van 1975 was die afname in die netto goud- en ander buitelandse reserwes beduidend laer as die aansienlike daling

Verandering in geld en kwasi-geld



Oorsake van verandering in geld en kwasi-geld

Verandering in:



Oorsake van veranderings in geld en kwasi-geld*

R miljoene

	Seisoensinvloed nie uitgeskakel nie	Seisoensinvloed uitgeskakel					Jan. 1976
	Jaar 1975	1e kw.	2e kw.	3e kw.	4e kw.	Jaar 1975	
Netto goud- en ander buitelandse reserwes	-462	-25	-289	-99	-100	-514	-178
Eise teen die regeringsektor:							
Bruto eise	1099						
Regeringsdeposito's (toename-, afname+)	-302						
Netto eise	797	312	354	102	-54	714	276
Eise teen die private sektor	1203	269	231	363	344	1206	152
Langtermyndeposito's (toename-, afname+)	-421	-100	-123	-36	-170	-430	62
Netto ander bates	88						
Totale oorsake van veranderings	1205	258	143	367	420	1188	165

*Veranderings vir die eerste kwartaal van 1975 en vir die jaar 1975 is aangesuiwer om die invloed van die jaarlikse hersiening van die banksektor uit te skakel.

gedurende die tweede kwartaal van 1975, maar in Januarie is 'n verdere groot daling aangeteken. Die langtermyndeposito's van die private sektor het gedurende die eerste en tweede kwartale opmerklik gestyg en, ná 'n kleiner toename gedurende die derde kwartaal, gedurende die vierde kwartaal van die jaar weer sterk toegeneem. Laasgenoemde styging kan waarskynlik in sekere mate in verband gebring word met die verdere verhogings van die likwiede batevereistes t.o.v. die banke se kort- en middeltermynverpligtings teenoor die publiek wat gedurende Oktober en November 1975 van krag geword het.

Alhoewel die bankkrediet aan die private sektor gedurende Januarie 1976 voortgegaan het om vinnig te styg, was die seisoensaangesuiwerde toename in die banke se eise teen die private sektor gedurende daardie maand weer eens kleiner as die toename in die netto eise teen die regeringsektor. Die netto goud- en ander buitelandse reserwes van die banksektor het skerp gedaal tot 'n negatiewe syfer van R97 miljoen (nie seisoensaangesuiwerd nie) aan die einde van die maand. Die langtermyndeposito's, seisoensaangesuiwerd, het met R62 miljoen gedaal.

Bankkrediet aan die private sektor

Die bankkrediet aan die private sektor het gedurende die eerste helfte van 1975 teen 'n seisoensaangesuiwerde jaarkoers van ietwat minder as 15 persent, en gedurende die tweede helfte van die jaar teen 'n koers van meer as 19 persent, toegeneem. Vir die jaar in sy geheel was die toename in bankkrediet aan die private sektor van ongeveer 17 persent effens kleiner as die styging van 19 persent wat gedurende 1974 aange-teken is.

Die diskonteringe en voorskotte van die handelsbanke, aksepanke en monetêre huurkoop- en al-

gemene banke het gedurende die jaar met R791 miljoen of ongeveer 15 persent toegeneem, terwyl die beleggings van hierdie instellings in effekte van die private sektor met meer as 19 persent, of R166 miljoen, gestyg het, waarvan R76 miljoen 'n toename gedurende die laaste kwartaal van die jaar verteenwoordig het. Van die verskillende soorte diskonteringe en voorskotte wat deur hierdie banke toegestaan word, het huurkoopkrediet met R154 miljoen, of 34 persent, en handelsware-huurkontrakte met R226 miljoen, of 71 persent, gestyg. Die toename in hierdie soorte krediet was veral groot teen die einde van die jaar en was grotendeels 'n weerspieëling van die finansiering van televisiestelle. Kaskredietvoorskotte deur die Landbank toegestaan, wat gedurende die eerste helfte van die jaar met R12 miljoen gedaal het, het gedurende die tweede helfte van die jaar skerp gestyg met R166 miljoen of 26 persent.

Gedurende Januarie 1976 het die bankkrediet aan die private sektor teen 'n seisoensaangesuiwerde jaarkoers van byna 25 persent toegeneem. Die herverskyning van „vervroegings en vertragings“ op die betalingsbalans in Januarie en die begin van Februarie 1976, die hoë peil van die aankope van buitelandse valuta van die Reserwebank wat daaruit voortgevloeit het, en die klaarblyklike rol wat die betreklik vinnige uitbreiding van bankkrediet by die veroorsaking van hierdie verskynsels gespeel het, het die Reserwebank daartoe gelei om, op 17 Februarie 1976, regstreekse kwantitatiewe beperkings op bankkrediet aan die private sektor aan te kondig. Met die einde van Desember 1975 as basis, was die doel van hierdie beperkings aanvanklik om die toename in die diskonteringe, lenings en voorskotte aan die private sektor, en in beleggings in gespesifiseerde effekte van die private sektor van elke bankinstelling (diskontohuise uitge-

Oorsake van veranderings in geld en kwasi-geld*

R miljoene

	Seisoensinvloed nie uitgeskakel nie	Seisoensinvloed uitgeskakel					Jan. 1976
	Jaar 1975	1e kw.	2e kw.	3e kw.	4e kw.	Jaar 1975	
Netto goud- en ander buitelandse reserwes	-462	-25	-289	-99	-100	-514	-178
Eise teen die regeringsektor:							
Bruto eise	1099						
Regeringsdeposito's (toename-, afname+)	-302						
Netto eise	797	312	354	102	-54	714	276
Eise teen die private sektor	1203	269	231	363	344	1206	152
Langtermyndeposito's (toename-, afname+)	-421	-100	-123	-36	-170	-430	62
Netto ander bates	88						
Totale oorsake van veranderings	1205	258	143	367	420	1188	165

*Veranderings vir die eerste kwartaal van 1975 en vir die jaar 1975 is aangesuiwer om die invloed van die jaarlikse hersiening van die banksektor uit te skakel.

gedurende die tweede kwartaal van 1975, maar in Januarie is 'n verdere groot daling aangeteken. Die langtermyndeposito's van die private sektor het gedurende die eerste en tweede kwartale opmerklik gestyg en, ná 'n kleiner toename gedurende die derde kwartaal, gedurende die vierde kwartaal van die jaar weer sterk toegeneem. Laasgenoemde styging kan waarskynlik in sekere mate in verband gebring word met die verdere verhogings van die likwiede batevereistes t.o.v. die banke se kort- en middeltermynverpligtings teenoor die publiek wat gedurende Oktober en November 1975 van krag geword het.

Alhoewel die bankkrediet aan die private sektor gedurende Januarie 1976 voortgegaan het om vinnig te styg, was die seisoensaangesuiwerde toename in die banke se eise teen die private sektor gedurende daardie maand weer eens kleiner as die toename in die netto eise teen die regeringsektor. Die netto goud- en ander buitelandse reserwes van die banksektor het skerp gedaal tot 'n negatiewe syfer van R97 miljoen (nie seisoensaangesuiwerd nie) aan die einde van die maand. Die langtermyndeposito's, seisoensaangesuiwerd, het met R62 miljoen gedaal.

Bankkrediet aan die private sektor

Die bankkrediet aan die private sektor het gedurende die eerste helfte van 1975 teen 'n seisoensaangesuiwerde jaarkoers van ietwat minder as 15 persent, en gedurende die tweede helfte van die jaar teen 'n koers van meer as 19 persent, toegeneem. Vir die jaar in sy geheel was die toename in bankkrediet aan die private sektor van ongeveer 17 persent effens kleiner as die styging van 19 persent wat gedurende 1974 aange-teken is.

Die diskonteringe en voorskotte van die handelsbanke, aksepanke en monetêre huurkoop- en al-

gemene banke het gedurende die jaar met R791 miljoen of ongeveer 15 persent toegeneem, terwyl die beleggings van hierdie instellings in effekte van die private sektor met meer as 19 persent, of R166 miljoen, gestyg het, waarvan R76 miljoen 'n toename gedurende die laaste kwartaal van die jaar verteenwoordig het. Van die verskillende soorte diskonteringe en voorskotte wat deur hierdie banke toegestaan word, het huurkoopkrediet met R154 miljoen, of 34 persent, en handelsware-huurkontrakte met R226 miljoen, of 71 persent, gestyg. Die toename in hierdie soorte krediet was veral groot teen die einde van die jaar en was grotendeels 'n weerspieëling van die finansiering van televisiestelle. Kaskredietvoorskotte deur die Landbank toegestaan, wat gedurende die eerste helfte van die jaar met R12 miljoen gedaal het, het gedurende die tweede helfte van die jaar skerp gestyg met R166 miljoen of 26 persent.

Gedurende Januarie 1976 het die bankkrediet aan die private sektor teen 'n seisoensaangesuiwerde jaarkoers van byna 25 persent toegeneem. Die herverskyning van „vervroegings en verdragings” op die betalingsbalans in Januarie en die begin van Februarie 1976, die hoë peil van die aankope van buitelandse valuta van die Reserwebank wat daaruit voortgevloeit het, en die klaarblyklike rol wat die betreklik vinnige uitbreiding van bankkrediet by die veroorsaking van hierdie verskynsels gespeel het, het die Reserwebank daartoe gelei om, op 17 Februarie 1976, regstreekse kwantitatiewe beperkings op bankkrediet aan die private sektor aan te kondig. Met die einde van Desember 1975 as basis, was die doel van hierdie beperkings aanvanklik om die toename in die diskonteringe, lenings en voorskotte aan die private sektor, en in beleggings in gespesifiseerde effekte van die private sektor van elke bankinstelling (diskontohuise uitge-

sonderd) tot 'n maksimum van $1\frac{1}{2}$ persent tot die einde van Maart, en daarna tot $\frac{1}{2}$ persent per maand, te beperk.

Ná hierdie stap, wat vinnig gedoen moes word in die lig van die abnormale druk op die amptelike goud- en ander buitelandse reserves op daardie tyd, het die Reserwebank omvattende samesprekings oor die praktiese toepassing van die nuwe maatreëls met die verskillende assosiasies van bankinstellings gevoer, en na aanleiding van verhoë wat tydens hierdie samesprekings gerig is, het die bank op 3 Maart 1976 'n verligting van hierdie beperkings aangekondig. Die nuwe beperking op die banke se diskonterings, lenings en voorskotte aan die private sektor, soos gedefinieer, is vir die einde van Maart vasgestel op die basissyfer van Desember 1975 plus $3\frac{1}{2}$ persent. Ná die einde van Maart sal hierdie plafon elke maand met $\frac{1}{2}$ persent van die Desember-basissyfer verhoog word. By die toestaan van hierdie toegewing met betrekking tot die eerste kwartaal van die jaar, het die Reserwebank die betreklik groot toename in die kredietverlening deur sekere bankinstellings wat alreeds gedurende Januarie voorgekom het, in aanmerking geneem. In die geval van die handelsbanke, byvoorbeeld, het die seisoensaangesuiwerde toename in hul diskonterings en voorskotte (voorskotte aan die Landbank uitgesonderd) gedurende Januarie nie minder nie as R217 miljoen of 5,7 persent bedra.

Likwiditeit van bankinstellings

Die oorskot-likwiditeit van handelsbanke, aksepbanke en huurkoop- en algemene bankinstellings, wat, afgesien van 'n daling in Augustus, gedurende die tweede en derde kwartale van 1975 hoog gebly het, het gedurende Oktober weer opmerklik gedaal en vervolgens gedurende November en Desember min verandering getoon. Gedurende Januarie het dit aansienlik tot 'n baie lae peil gedaal. Die daling in die oorskot-likwiditeit van hierdie instellings was 'n weerspieëling van die verhoogde likwiede batevereistes wat op 11 Augustus 1975 (gepaardgaande met die verhoging van die Bankkoers vanaf 8 na 8,5 persent) en op 30 September 1975 (ná die devaluasie van die rand

Oorskot likwiede bates van handelsbanke, aksepbanke en monetêre huurkoop en algemene banke



op 22 September) aangekondig is. Met ingang vanaf ongeveer 21 Augustus, is die vereiste likwiditeitsverhouding t.o.v. die banke se korttermynverpligtings teenoor die publiek vir die handelsbanke vanaf 45 persent tot 49 persent, en vir alle ander banke behalwe die diskontohuise tot 47 persent, verhoog. Met ingang vanaf ongeveer 21 Oktober is die verhoudings t.o.v. die banke se kort- en middeltermynverpligtings vir die handelsbanke vanaf onderskeidelik 49 en 28 persent tot 55 en 30 persent, en vir alle ander banke behalwe die diskontohuise vanaf onderskeidelik 47 en 28 persent tot 50 en 29 persent, verhoog. Hierbenewens is, met ingang vanaf ongeveer 21 November, van alle banke vereis om aanvullende likwiede bates aan te hou tot 'n bedrag van minstens 20 persent van die toename in hul korttermynverpligtings en 10 persent van die toename in hul middeltermynverpligtings sedert die einde van September 1975.

Oorskot-likwiditeitsverhouding van bankinstellings, 1975 en Januarie 1976

	1975						1976
	Mrt.	Jun.	Sept.	Okt.	Nov.	Des.	Jan.
Handelsbanke	2,4	7,1	6,4	3,8	3,2	3,3	1,2
Aksepbanke	0,9	1,1	2,4	1,3	0,8	1,4	0,5
Monetêre huurkoop- en algemene banke	-0,6	0,7	1,6	0,6	1,5	1,1	0,8
Totaal monetêre banke:							
Verhouding (%)	1,5	5,0	4,9	2,8	2,5	2,6	1,1
Bedrag (Rm)	147	521	514	293	266	282	114
Nie-monetêre banke	2,3	2,4	2,7	1,7	1,7	0,7	1,6
Totaal alle banke:							
Verhouding (%)	1,6	4,9	4,8	2,7	2,5	2,5	1,1
Bedrag (Rm)	157	532	526	301	275	286	123

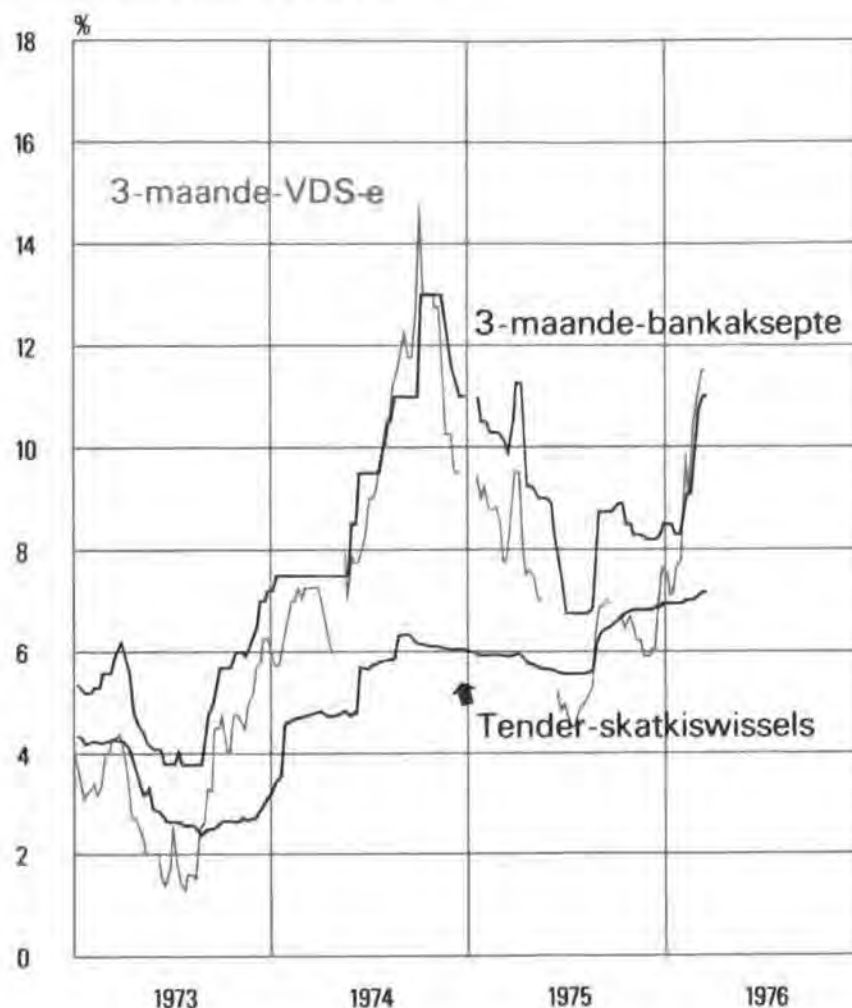
'n Verskuiwing van fondse na die regeringsektor, hoofsaaklik as gevolg van belastingbetalings, asook die opmerklike daling in die netto goud- en ander buitelandse reserwes, het bygedra tot die duidelike verdere afname in die oorskot-likwiditeitsverhoudings van die banke gedurende Januarie 1976. 'n Opvallende relatiewe verskuiwing vanaf korttermyn- na middeltermynverplichtings het sedert die middel van 1975 voorgekom en dit het die banke gehelp om aan die hoër likwiede batevereistes te voldoen. Dit is ook opmerklik dat 'n ongewoon groot gedeelte van die toename in die banke se besit aan likwiede bates uit likwiede handelswissels en bankaksepte bestaan het. Die handelsbanke het byvoorbeeld tussen Julie 1975 en Januarie 1976 in werklikheid 'n afname in hul besit aan ander likwiede bates as handelswissels en bankaksepte ondervind, maar hul besit aan laasgenoemde met byna R100 miljoen vermeerder. Dit kan verklaar word uit die feit dat die maksimum bedrag aan handelswissels en aksepte wat gebruik kon word om aan die likwiede batevereistes te voldoen, eweredig aan die likwiede batevereistes self toegeneem het.

Geldmarktoestand en rentekoerse

Die toestand op die geldmark het gedurende die grootste deel van 1975 betreklik ruim gebly maar gedurende Desember ietwat en gedurende Januarie en Februarie 1976 in meer ernstige mate vernou. Die aansienlike verruiming gedurende die grootste deel van 1975 was hoofsaaklik die gevolg van die groot toename van meer as R900 miljoen in die netto eise van die Reserwebank en die Nasionale Finansiële korporasie teen die regeringsektor tussen 7 Maart en 24 Desember 1975. Hierná het 'n afname in die netto eise van die Reserwebank en die Nasionale Finansiële korporasie teen die regeringsektor, tesame met die voortgesette daling in die netto goud- en ander buitelandse reserwes, tot 'n vernouing van die geldmarktoestand gelei. Onder hierdie omstandighede het die banke, eerstens, hul daggelddeposito's by die Nasionale Finansiële korporasie en, tweedens, hul daggelddeposito's by die diskontohuise verminder. Dit het gelei tot 'n aansienlike toename in akkommodasie van die Reserwebank aan die diskontohuise.

Die geldmarkrentekoerse, wat sedert September 1974 besig was om te daal, het hul afwaartse neiging gedurende die eerste helfte van 1975 voortgesit. Gepaardgaande met die verhoging van die Bankkoers vanaf 8,00 tot 8,50 persent op 11 Augustus, het die geldmarkkoerse skerp gestyg, gedurende Oktober en November ietwat gedaal, maar vervolgens gedurende Desember 1975 en Januarie en Februarie 1976 byna ononderbroke gestyg. So het die koers op VDS-e van 9,00 persent op 5 September tot 7,90 persent op 21 November gedaal het, byvoorbeeld tot 13,50 persent op 27 Februarie toegeneem. Op soortgelyke wyse het die diskontokoers op bankaksepte van drie maande vanaf 9,00 persent op 26 September

Geldmarkrentekoerse



tot 8,20 persent gedurende November gedaal, maar vervolgens tot 11,00 persent op 27 Februarie gestyg. Die skatkisswissel-tenderkoers, wat marginaal tot 6,82 persent gedurende November gedaal het, het tot 7,17 persent op 5 Maart toegeneem.

Die rentekoerse op deposito's by bankinstellings, wat in die algemeen op laer vlakke gehou is as wat deur die rentekoersbeheerregulasies toegelaat is, is in sekere gevalle gedurende die eerste week van Oktober verhoog, ná die verdere verhoging van die banke se likwiede batevereistes wat op 30 September aangekondig is. Hierdie koerse het in die algemeen gedurende die daaropvolgende maande onveranderd gebly maar gedurende die eerste week van Februarie 1976 geneig om opwaarts te beweeg. Die primaoortrekkingskoers, d.w.s. die laagste koers waarteen die verrekeningsbanke bereid is om op oortrokke rekening uit te leen, is tot 11,50 persent verhoog toe die Bankkoers in Augustus 1975 verhoog is, en vervolgens verder tot 12,00 persent op 1 Oktober, ná die aankondiging van die verhoging van die banke se likwiede batevereistes waarna hierbo verwys is.

Staatsfinansies

Skatkisontvangste en -uitbetalings

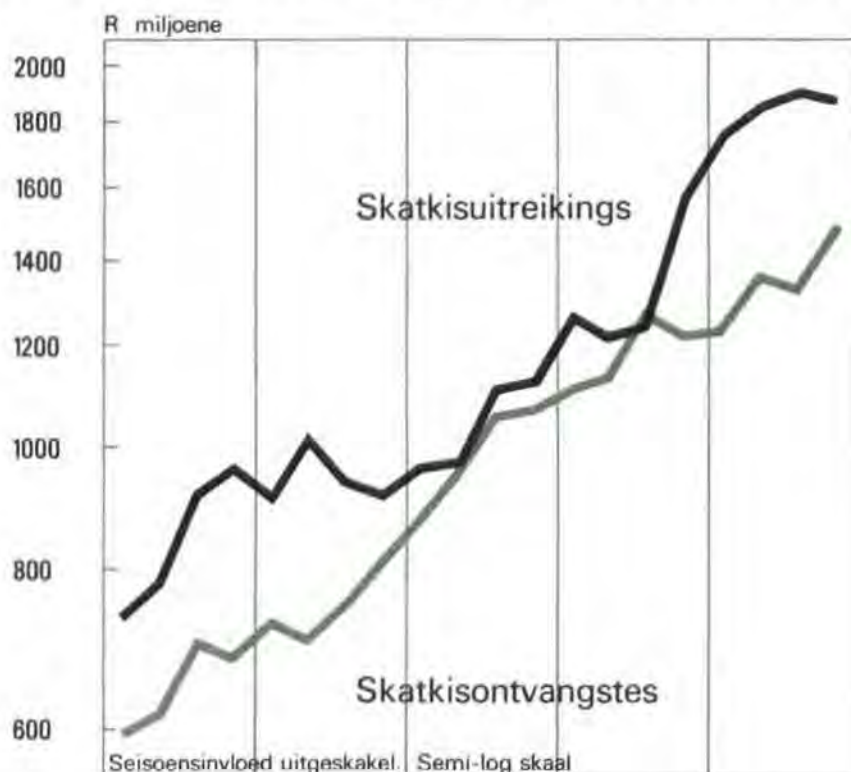
Gedurende die eerste tien maande van die huidige fiskale jaar, d.w.s. die tydperk April 1975 tot Januarie 1976, het totale netto ontvangstes op die Skatkisrekening met 12,8 persent gestyg en hierdie toename was effens meer as die 12,4 persent wat in die Begroting vir ontvangste van binnelandse inkomste, doeane en aksyns en leningsverhalings vir die jaar as geheel verwag is. Totale binnelandse inkomste-invorderings en ontvangste op die Leningsrekening (uitgesonderd lenings) is nadelig beïnvloed deur laer as verwagte inkomstebelasting- en huurkontrakbetalings deur goudmyne, maar die daling is meer as geneutraliseer deur hoër as verwagte stygings in die invorderings van „ander binnelandse inkomste” en doeane-, aksyns- en verkoopreg. Inderwaarheid het ontvangste uitgesonderd dié vanaf goudmyne, gedurende die tydperk van tien maande met bykans 16½ persent gestyg, vergeleke met ’n begrote toename van 13 persent vir die jaar as geheel.

As gevolg van die vroeëre aanvraag deur departemente van fondse wat deur die Parlement bewillig is, het uitreikings op die Skatkisrekening gedurende die tydperk van tien maande met ’n persentasie gestyg wat heelwat hoër was as die toename wat in die Begroting vir die jaar as geheel voorsien is. Selfs al word voorsiening gemaak vir die addisionele bewilligings wat deur die Parlement goedgekeur word, word verwag dat uitreikings gedurende die laaste twee maande van die fiskale jaar, d.w.s. Februarie en Maart 1976, heelwat laer sal wees as die vlak wat in die ooreenstemmende tydperk verlede jaar bereik is.

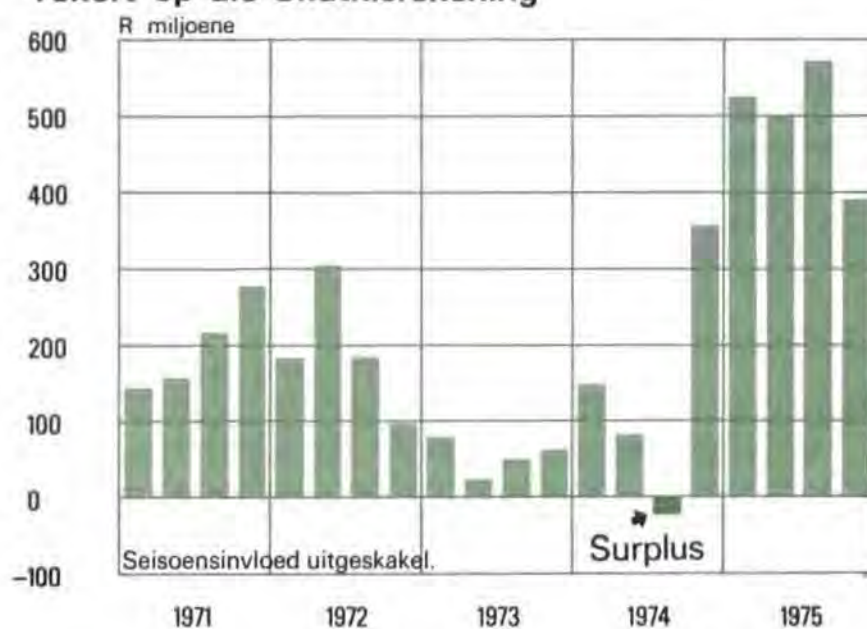
Finansiering van die Skatkistekort

Die tekort op die Skatkisrekening, d.w.s. die verskil tussen uitreikings en ontvangste (uitgesonderd lenings), het in die eerste tien maande van die huidige fiskale jaar R1 310 miljoen bedra. Ten einde die Skatkistekort sover as moontlik uit lopende besparing te finansier, het die regering ’n baie suksesvolle leningsprogram van stapel gestuur. ’n Uitgifte van lantermyn-effekte is byvoorbeeld in Augustus en September verlede jaar deur die Reserwebank aan beleggers beskikbaar gestel teen ’n historiese hoë opbrengskoers van 10 persent. Hierdie uitgifte, asook ’n kort- en middeltermynuitgifte, is daarna vroeg in Oktober vir openbare inskrywing aangebied, terwyl bykomstige beleggings in die lang- en middeltermynuitgifte ook deur bemiddeling van die Staatsskuldkommissaris gedurende November en Desember 1975 gemaak kon word. In Desember is ’n effekte-uitgifte van vier jaar deur middel van die Reserwebank vir inskrywing aangebied. Terselfdertyd is ’n versoek deur die Minister van Finansies aan versekeraars en pensioenfondse gerig om hul voorgeskrewe besit aan staatseffekte gedurende 1976 met 2 persent van hul verpligtings en bates, onderskeidelik, bó

Ontvangstes en uitreikings op die Skatkisrekening



Tekort op die Skatkisrekening



die verpligte minimum te verhoog. Die bedoeling is dat hierdie tydelike verhoging van die voorgeskrewe minimum belegging in staatseffekte nie die fondse wat deur hierdie instellings in die res van die openbare sektor belê word, sal beïnvloed nie. ’n Versoek is ook aan bouverenigings en bankinstellings gerig om uitgiftes van staatseffekte te ondersteun. Tussen 29 Januarie en 5 Februarie is ’n 7½ persent 1979- en ’n 10 persent 1991-effek vir inskrywing beskikbaar gestel, gedeeltelik om twee effekte-uitgiftes ten bedrae van R208 miljoen wat in Januarie en Februarie 1976 afgelos is, te vervang. Aansoeke vir die langtermynuitgifte, uitgesonderd beleggings deur die Staatsskuldkommissaris, het R121 miljoen bedra en was hoofsaaklik afkomstig van versekeraars en pensioenfondse wat gesamentlik vir R106 miljoen aansoek gedoen het. Die korttermynuitgifte is ook goed ondersteun en daar is vir R376 miljoen aansoek

Skatkisfinansies

R miljoene

	April 1974 tot Januarie 1975	April 1975 tot Januarie 1976
Totale netto ontvangste	4 027	4 544
Totale netto uitreikings	4 405	5 854
Totale tekort (uitgesluit lenings)	378	1 310
Finansiering:		
Verandering in netto skuldposisie teenoor:		
Buitelandse sektor	107	233
Private nie-banksektor:		
Leningsheffings	38	61
Ander	69	318
Staatskuldkommissarisse en die Departement van Pos- en Telekommunikasiewese	99	146
Sub-totaal	313	758
Monetêre banksektor:		
Verandering in besit aan staatskuldbewyse	208	730
Verandering in skatkissaldo*	- 143	- 178
Sub-totaal	65	552
Totale finansiering	378	1 310

*Toename-, afname+ Insluitende netto oordragte na die Stabilisasierekening en na die I.M.F.-depositorekening t.o.v. super-goud-tranche-trekkings.

gedoen, hoofsaaklik deur die monetêre banksektor.

Hoofsaaklik as gevolg van die leningsbedrywighede waarna hierbo verwys is, het die private nie-banksektor R379 miljoen, hoofsaaklik in die vorm van beleggings in staatseffekte, tot die finansiering van die tekort van R1 310 miljoen op die Skatkisrekening gedurende die eerste tien maande van die huidige fiskale jaar bygedra. Daarbenewens het netto buitelandse lenings deur die Tesourie R233 miljoen bedra en 'n netto bedrag van R146 miljoen is deur die Staatskuldkommissarisse in staatskuldbewyse belê. Die oorblywende gedeelte van die tekort, nl. R552 miljoen, is gefinansier deur 'n toename in die netto skuldposisie teenoor die monetêre banksektor. Die netto toevoeging tot hierdie sektor se besit aan staatskuldbewyse het in werklikheid R730 miljoen bedra, maar 'n gedeelte van hierdie belegging is weerspieël in 'n toename van R178 miljoen in die Skatkis se kontantsaldo. Gedurende Januarie 1976 is 'n bedrag van R120 miljoen vanaf die Skatkisrekening na die Stabilisasierekening oorgedra en die saldo op laasgenoemde rekening is tot R546 miljoen verhoog.

Kapitaalmark

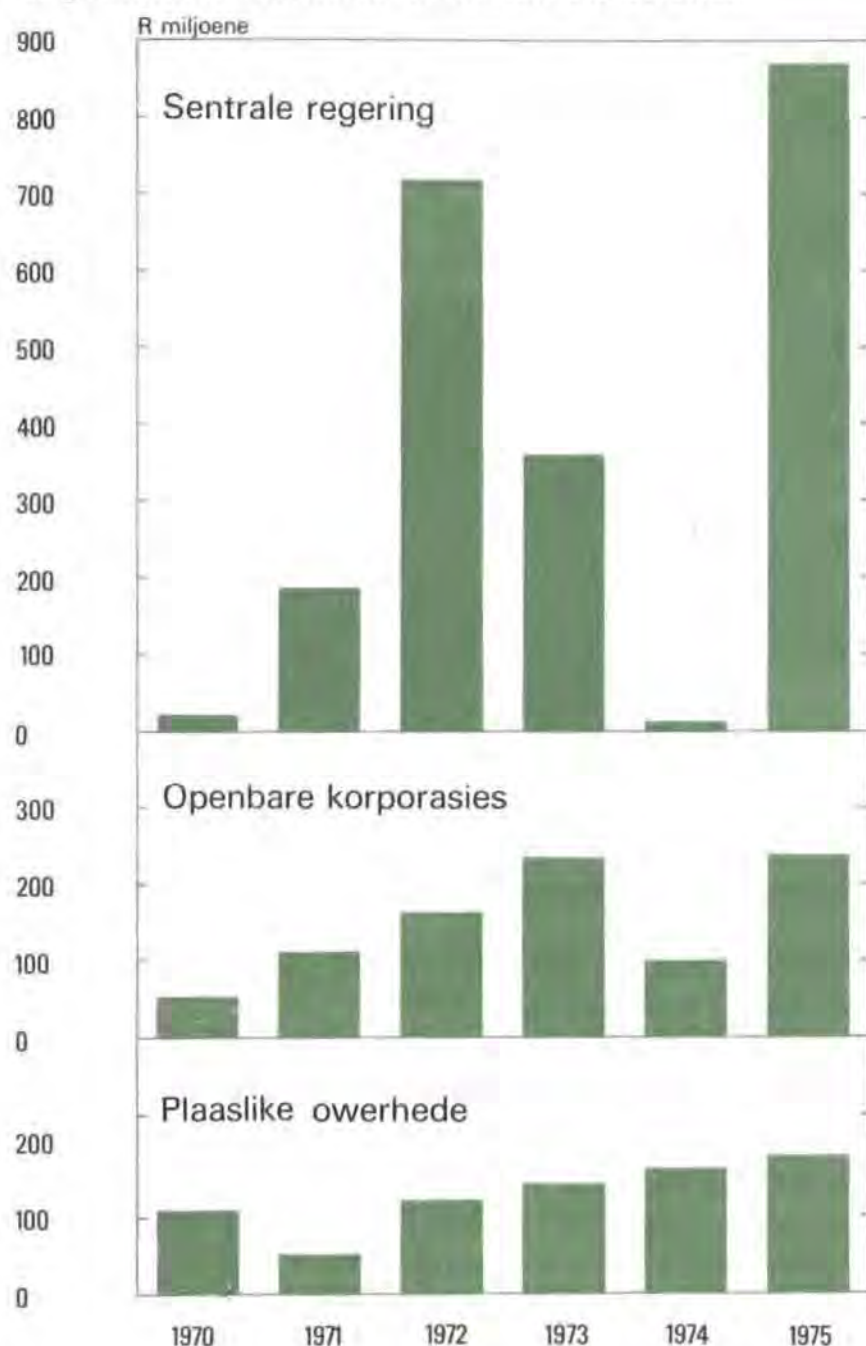
Mark vir vaste-rentedraende effekte

Opbrengskoerse op vaste-rentedraende effekte het teen die einde van 1974 en aan die begin van 1975 tot effens laer vlakke gedaal, maar toestande in die mark het redelik stram gebly. Dit het die eerste keer geblyk gedurende die tydperk Maart tot Mei 1975 toe 'n aantal nuwe uitgiftes nie volskryf is nie. In daardie stadium is die opbrengskoerse op nuwe uitgiftes gehandhaaf op vlakke waarheen hulle vroeër gedaal het, maar opbrengskoerse in die sekondêre mark het gedurende April en Mei tydelik gestyg. Die volgehoue onderliggende stramheid in die mark, in weerwil van die sikliese afswaai in ekonomiese bedrywigheid, is in Augustus weer eens bevestig toe die opbrengskoers op langtermynstaatseffekte verhoog is ten einde die finansiering van die sentrale regering se besteding uit lopende besparing in 'n groter mate moontlik te maak. Gedurende die daaropvolgende sewe maande tot Maart 1976 is die opbrengskoerse op semi-prima-effekte en maatskappyskuldbriewe opwaarts aangepas en alle nuwe uitgiftes van semi-prima-effekte is, selfs teen die hoër opbrengskoerse, nie ten volle opgeneem nie.

Nadat die opbrengskoers op langtermynstaatseffekte in Augustus 1975 vanaf 9,5 persent tot 10,0 persent verhoog is, het die langtermynopbrengskoers op semi-prima-effekte ook met 0,60 persentasiepunte gestyg tot 'n vlak van 11,35 persent in November. Opbrengskoerse op nuwe uitgiftes van maatskappyskuldbriewe het gestyg tot vlakke van tussen 13,38 en 13,50 persent gedurende September en Oktober nadat hulle gedurende die eerste helfte van 1975 vanaf 13,25 tot 13,00 persent gedaal het. Opbrengskoerse op nuwe uitgiftes sowel as dié in die sekondêre mark dui daarop dat opbrengskoerse op vaste-rentedraende effekte gedurende Desember 1975 en Januarie 1976 onveranderd gebly het. Die opbrengskoers op langtermynstaatseffekte het onveranderd op 10,0 persent gebly toe 'n nuwe uitgifte op 29 Januarie 1976 gemaak is, maar die opbrengskoers op nuwe uitgiftes van semi-prima-effekte het toegeneem tot 11,45 persent in Februarie en tot 11,50 persent in Maart. Aangesien daar gedurende die eerste kwartaal van 1976 geen nuwe uitgiftes van maatskappyskuldbriewe gemaak is nie, was daar geen aanduiding van 'n styging in die opbrengskoers bó die vlak van 13,50 persent wat teen die einde van 1975 vasgestel is nie.

'n Belangrike rede vir die volgehoue stramheid in die mark was die groot vraag na fondse deur sowel die openbare as die private sektor. Die totale opbrengs van nuwe uitgiftes van bemarkbare vaste-rentedraende effekte deur die openbare sektor, uitgesonderd die toename in die leners in die openbare sektor se besit aan hul eie effekte, het gedurende 1975 R1 292 miljoen bedra waarvan R870 miljoen, R239 miljoen en R183 miljoen onderskeidelik nuwe uitgiftes van die

Netto uitgiftes van bemarkbare effekte uitgesonderd leners se besit aan eie effekte



sentrale regering, openbare korporasies en plaaslike owerhede verteenwoordig het. Die vergelykbare nuwe uitgiftes deur die openbare sektor het in 1974 R274 miljoen bedra. Nuwe uitgiftes van vaste-rentedraende effekte deur maatskappye in die private sektor wat op die Johannesburgse Effektebeurs genoteer is, het gedurende 1975 R151 miljoen bedra vergeleke met R123 miljoen gedurende 1974.

Aandelemark

Aandelepryse, met die uitsondering van dié van goudmyn- en finansiële mynaandele, het teen die einde van 1974 begin styg, maar hierdie opwaartse beweging is in Augustus omgekeer, toe die mark nadelig beïnvloed is deur die styging in rentekoerse en strenger beleidsmaatreëls wat daarop gemik was om die betalingsbalans te verbeter en die steeds heersende hoë inflasiekoerse te beperk. Die betrokke aandelepryse het gedurende die tydperk van drie maande vanaf Augustus tot Oktober skerp gedaal, maar het gedu-

rende die laaste twee maande van die jaar geneig om effens te styg en daarna gedurende Januarie en Februarie 1976 min of meer onveranderd gebly. Die pryse van goudmyn- en finansiële mynaandele, wat sedert September 1974 afwaarts geskommel het, het gedurende September 1975 skerp gedaal as gevolg van die aansienlike afname in die prys van goud gedurende dié maand. Hierdie pryse het, nadat die rand teen die einde van September gedevalueer is, gedurende Oktober en November ietwat verstewig, maar in Desember weer merkbaar gedaal en gedurende Januarie en Februarie 1976 op hierdie laer vlak gebly. Aandelepryse, met die uitsondering van dié van goudmyn- en finansiële mynaandele was in Februarie 1976 gemiddeld 9 persent laer as in Julie 1975, maar nog steeds 18 persent hoër as in Desember 1974. Die pryse van goudmyn- en finansiële mynaandele was in Februarie 1976 gemiddeld 30 persent laer as in Julie 1975 en 43 persent laer as in Desember 1974.

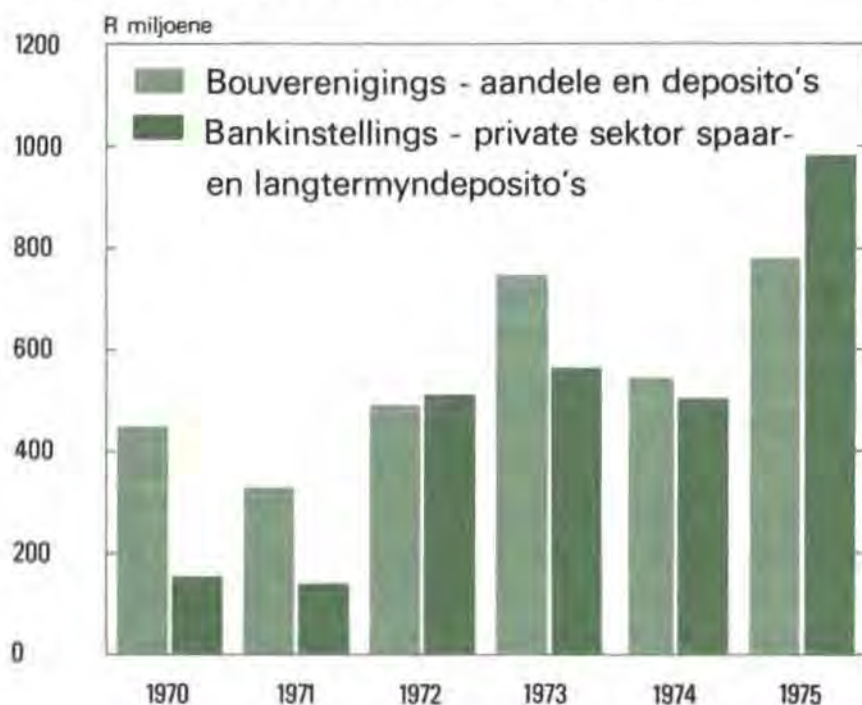
In ooreenstemming met hierdie aandeleprysbewegings het die gemiddelde dividendopbrengskoers op alle klasse aandele gedurende die eerste sewe maande van 1975 afgeneem, gedurende die tydperk Augustus tot Oktober weer toegeneem en daarna gedurende die daaropvolgende vier maande effens gedaal. Hierdie opbrengskoers het in Februarie 1976 op 8,3 persent te staan gekom vergeleke met 7,3 persent in Julie 1975 en 8,5 persent in Desember 1974. Die omgekeerde rendementsgaping tussen prima-effekte en gewone aandele het vanaf 1,0 persent in Desember 1974 tot 1,8 persent in Desember 1975 en 1,7 persent in Februarie 1976 vergroot.

Die uitvloeiing van fondse wat die effektrusts in die vorm van terugkope van onderaandele ondervind het, was gedurende 1975, toe dit R6 miljoen bedra het, heelwat kleiner as die bedrag van R30 miljoen wat gedurende 1974 aangeteken is. Ten spyte van netto verkope van sekuriteite deur die trusts, het die markwaarde van hul netto bates vanaf R302 miljoen aan die einde van 1974 tot R311 miljoen aan die einde van 1975 toegeneem, wat die toename in die markwaarde van hul portefeuljes weerspieël het.

Beweging van langertermynfondse na depositonemende en verwante instellings

Die beweging van langertermynfondse na die bouverenigings en bankinstellings het in 1975 'n skerp toename relatief tot 1974 getoon. Bouvereningaandele en deposito's het gedurende 1975 met R787 miljoen toegeneem, vergeleke met R541 miljoen gedurende 1974 en die vorige rekordtoename van R750 miljoen gedurende 1973. Die toename in die bankinstellings se spaar- en langertermyndeposito's gedurende 1975 was nog meer opvallend en het R985 miljoen bedra, vergeleke met 'n toename van R504 miljoen gedurende 1974 en R565 miljoen gedurende 1973. Die beweging van fondse na deelnemingsverbandskemas het regdeur 1975 op 'n lae vlak gebly en vir die jaar as geheel slegs

Vloei van fondse na finansiële instellings



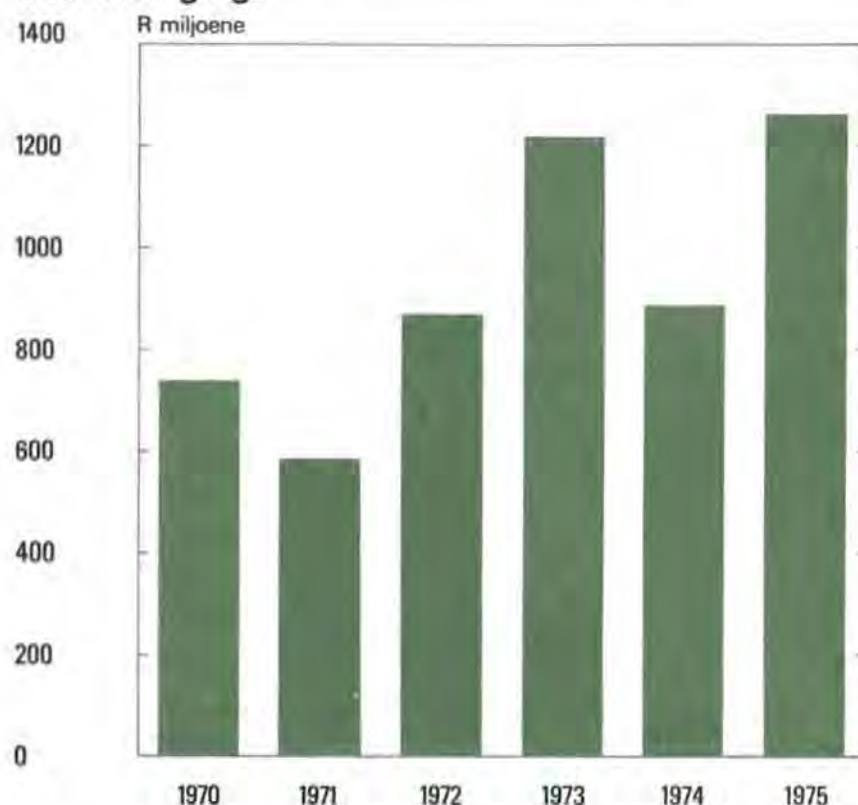
R23 miljoen bedra, teenoor R87 miljoen in 1974. Netto beleggings in die spaarskemas van die Departement van Pos- en Telekommunikasiewese, wat in die derde kwartaal van 1974 na 'n hoër vlak beweeg het, het in 1975 R115 miljoen bedra, vergeleke met R42 miljoen in 1974. Die beweging van fondse na bouverenigings het gedurende Januarie 1976 die gebruikelike seisoensafname wat in hierdie maand van die jaar voorkom, getoon. Ná uitskakeling van seisoensinvloede was die invloeiing van fondse op ongeveer dieselfde vlak as die maandelikse gemiddelde vir die laaste kwartaal van 1975.

Die groter toevloeiing van fondse het bouverenigings en banke aangespoor om in Julie die koers op deposito's van twee jaar en langer met $\frac{1}{2}$ persent tot $9\frac{1}{2}$ persent te verlaag. In ooreenstemming met die algemene opwaartse aanpassing van rentekoerse, het die meeste bouverenigings en banke egter weer in Oktober dié koers tot 10 persent verhoog.

Verband- en vaste eiendomsmarkte

Die aansienlike beweging van fondse na die bouverenigings gedurende 1975 het hulle in staat gestel om hul uitleenbedrywighede op 'n hoër vlak te handhaaf. Nuwe verbandlenings toegestaan deur die verenigings het gedurende 1975 R1 261 miljoen bedra, wat 41 persent meer was as die ooreenstemmende bedrag van R891 miljoen vir 1974. Die verpligtings van die verenigings met betrekking tot verbandlenings toegestaan maar nog nie uitbetaal nie, het egter gedurende die jaar met R180 miljoen toegeneem sodat die werklike bedrag op nuwe verbande uitbetaal R1 081 miljoen was, vergeleke met R1 056 miljoen in 1974. Gedurende Januarie 1976 is nuwe verbandlenings ten bedrae van R77 miljoen toegestaan wat ongeveer

Nuwe verbandlenings toegestaan deur bouverenigings



dieselfde was as die maandelikse gemiddelde vlak vir die laaste kwartaal van 1975.

Met die bouverenigings in staat om in die grootste gedeelte van die vraag na huisverbandlenings (uitgesonderd verbandlenings bō R18 000) te voldoen en die steeds beperkte vraag na nywerheids- en handelsverbande, wat die verlangsaam van ekonomiese bedrywigheid en die beskikbaarheid van onverhuurde kantoorruimte weerspieël het, het verbandmarktoestande gedurende 1975 betreklik ruim gebly. Verbandkoerse het derhalwe nie in enige noemenswaardige mate gestyg toe rentekoerse oor die algemeen gedurende die derde kwartaal opwaarts geneig het nie. 'n Verandering in die struktuur van die bouverenigings se huisverbandkoerse, ingevolge waarvan 'n stelsel van gedifferensieerde koerse ingestel is, is egter gedurende September aangekondig. In plaas van die vorige eenvormige koers van 10,5 persent op huisverbande, wissel die koers op bestaande sowel as nuwe verbande nou tussen 10,5 persent en 12,0 persent, afhangende van die bedrag van die lening en die waarde van die beswaarde eiendom.

Die bedrywigheid in die vaste eiendomsmark, wat gedurende die laaste kwartaal van 1974 en die eerste kwartaal van 1975 afgeneem het, het gedurende die tweede en derde kwartale van 1975 weer toegeneem. Alhoewel daar gedurende die vierde kwartaal van 1975 'n effense afname in vaste eiendomstransaksies was het bedrywigheid in hierdie mark op 'n vlak gebly wat effens hoër was as dié wat bestaan het voor die afname in vaste eiendomsbedrywighede gedurende die vierde kwartaal van 1974.